



---

---

# CLEVANALYTICS

## 2023 NFL PREVIEW

2022 NFL SEASON IN REVIEW  
2023 TEAM BY TEAM REVIEW  
OFFSEASON ANALYSIS  
SEASON OUTLOOK  
SEASON AWARDS  
VEGAS ODDS & PREDICTIONS

# 2023 **NFL PREVIEW**

## ClevTA's 2023 NFL Preview

 [clevanalytics.com](https://clevanalytics.com)

 [@ClevTA - Predictions & Write-Ups](https://twitter.com/ClevTA)

 [@Luckym4n\\_ - Visuals & Design](https://twitter.com/Luckym4n_)

### Acknowledgements

[footballoutsiders.com](https://footballoutsiders.com)

[PFF.com](https://pff.com)

[rbsdm.com](https://rbsdm.com)

[ourlads.com](https://ourlads.com)

Copyright @  
2023 Clevta, Clevanalytics LLC

All rights reserved. This book or any portion thereof may not be reproduced or used in any manner whatsoever without the express written permission of the publisher except for the use of brief quotations in book reviews.

[www.clevanalytics.com](https://www.clevanalytics.com)

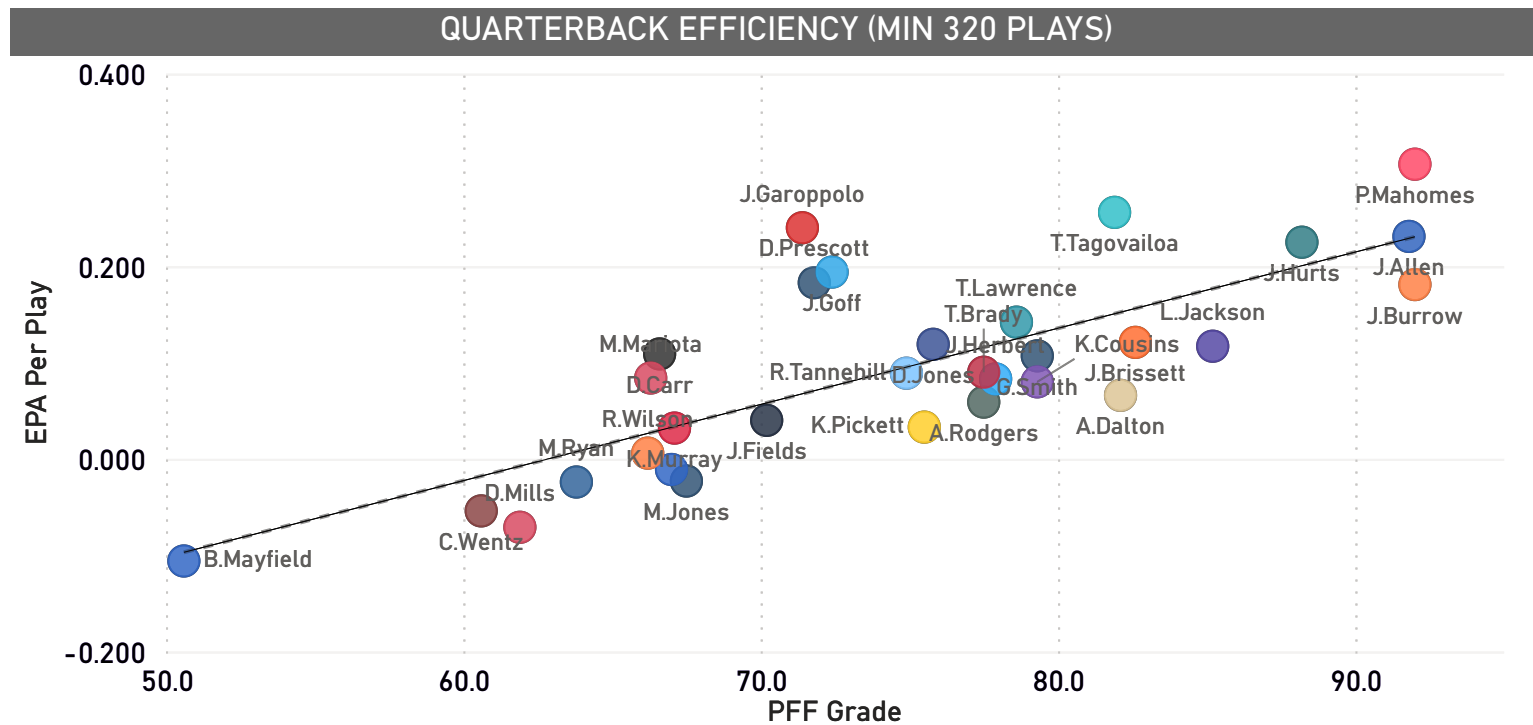
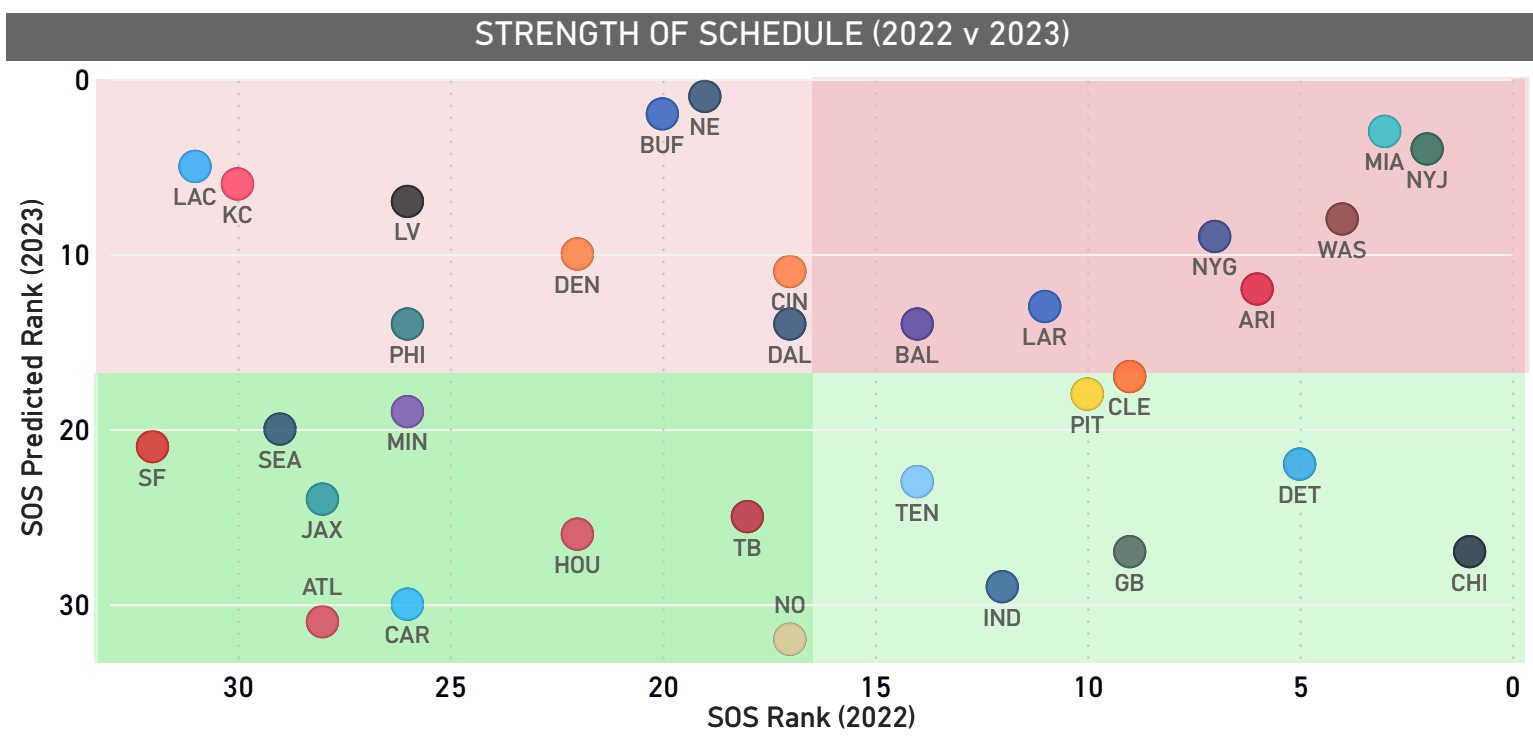
# TABLE OF CONTENTS

2022 Summary Graphs & Tables  
Analytics Primer  
4th Quarter Win% Over Expected  
Alternative Win Totals  
Question & Answer  
Awards Preview  
2023 Schedule  
TA's 2023 NFL Predictions  
Team Previews

-  ARIZONA CARDINALS
-  ATLANTA FALCONS
-  BALTIMORE RAVENS
-  BUFFALO BILLS
-  CHICAGO BEARS
-  CINCINNATI BENGALS
-  CLEVELAND BROWNS
-  DALLAS COWBOYS
-  DENVER BRONCOS
-  DETROIT LIONS
-  GREEN BAY PACKERS
-  HOUSTON TEXANS
-  INDIANAPOLIS COLTS
-  JACKSONVILLE JAGUARS
-  KANSAS CITY CHIEFS
-  LOS ANGELES CHARGERS
-  LOS ANGELES RAMS
-  LAS VEGAS RAIDERS
-  MIAMI DOLPHINS
-  MINNESOTA VIKINGS
-  NEW ENGLAND PATRIOTS
-  NEW ORLEANS SAINTS
-  NEW YORK GIANTS
-  NEW YORK JETS
-  PHILADELPHIA EAGLES
-  PITTSBURGH STEELERS
-  SEATTLE SEAHAWKS
-  SAN FRANCISCO 49ERS
-  TAMPA BAY BUCCANNEERS
-  TENNESSEE TITANS
-  WASHINGTON COMMANDERS
-  CAROLINA PANTHERS

# 2022 SUMMARY

AFC					NFC					OFFENSE EFFICIENCY			DEFENSE EFFICIENCY				
TEAM	2022 REC	2022 ATS	VEGAS '23	SB '23	TEAM	2022 REC	2022 ATS	VEGAS '23	SB '23	TEAM	EPA	DROPPBACK EPA	RUSH EPA	TEAM	EPA	DROPPBACK EPA	RUSH EPA
	(14-3)	(8-9)	(11.5)	+600		(14-3)	(8-8)	(11.5)	+750		0.18	0.27 (1)	-0.02 (10)		-0.11	-0.08 (2)	-0.17 (2)
	(13-3)	(9-6)	(10.5)	+900		(13-4)	(9-8)	(10.5)	+850		0.11	0.20 (2)	-0.06 (16)		-0.09	-0.06 (4)	-0.13 (4)
	(12-4)	(10-7)	(11.5)	+1000		(12-5)	(13-4)	(9.5)	+1500		0.10	0.12 (7)	0.07 (1)		-0.08	-0.08 (3)	-0.10 (11)
	(7-10)	(6-11)	(9.5)	+1500		(9-8)	(11-6)	(9.5)	+2500		0.08	0.17 (4)	-0.02 (11)		-0.06	-0.09 (1)	-0.02 (23)
	(10-7)	(8-9)	(10.5)	+2200		(7-10)	(9-8)	(9.5)	+3500		0.08	0.15 (5)	-0.06 (17)		-0.06	-0.01 (9)	-0.13 (3)
	(9-8)	(5-12)	(9.5)	+2500		(13-4)	(9-8)	(8.5)	+4000		0.07	0.17 (3)	-0.07 (18)		-0.05	-0.03 (6)	-0.07 (17)
	(10-7)	(8-9)	(9.5)	+2500		(9-7-1)	(6-11)	(7.5)	+4000		0.05	0.11 (8)	-0.05 (13)		-0.04	0.00 (11)	-0.12 (5)
	(9-8)	(9-7)	(9.5)	+2500		(9-8)	(9-8)	(8.5)	+4000		0.05	0.14 (6)	-0.10 (25)		-0.04	-0.02 (7)	-0.08 (14)
	(7-10)	(7-10)	(9.5)	+3500		(3-14)	(6-11)	(7.5)	+5000		0.03	0.06 (12)	0.00 (7)		-0.04	-0.03 (5)	-0.06 (21)
	(5-12)	(8-9)	(8.5)	+4000		(8-9)	(12-5)	(7.5)	+5000		0.03	0.08 (9)	-0.03 (12)		-0.04	-0.02 (8)	-0.06 (19)
	(6-11)	(8-9)	(6.5)	+4500		(7-10)	(6-10)	(8.5)	+7000		0.02	0.04 (16)	-0.01 (9)		-0.03	0.01 (12)	-0.08 (12)
	(8-9)	(10-7)	(7.5)	+6000		(5-12)	(8-9)	(6.5)	+7000		0.01	0.02 (17)	0.00 (5)		-0.02	0.04 (17)	-0.12 (6)
	(9-8)	(8-9)	(8.5)	+6000		(7-10)	(5-12)	(7.5)	+7000		0.01	0.06 (11)	-0.07 (19)		-0.02	0.04 (18)	-0.10 (10)
	(7-10)	(10-7)	(7.5)	+10000		(8-9)	(9-8)	(6.5)	+8000		0.01	0.02 (19)	0.01 (3)		0.00	0.05 (22)	-0.11 (8)
	(4-12-1)	(10-7)	(6.5)	+12500		(8-8-1)	(7-9)	(6.5)	+8000		0.01	0.06 (13)	-0.07 (20)		0.00	0.04 (16)	-0.08 (16)
	(3-13-1)	(8-9)	(6.5)	+20000		(4-13)	(10-7)	(4.5)	+20000		0.01	0.04 (15)	-0.06 (14)		0.01	0.05 (21)	-0.08 (15)



TEAM	EPA	DROPPBACK EPA	RUSH EPA	TEAM	EPA	DROPPBACK EPA	RUSH EPA
	0.18	0.27 (1)	-0.02 (10)		-0.11	-0.08 (2)	-0.17 (2)
	0.11	0.20 (2)	-0.06 (16)		-0.09	-0.06 (4)	-0.13 (4)
	0.10	0.12 (7)	0.07 (1)		-0.08	-0.08 (3)	-0.10 (11)
	0.08	0.17 (4)	-0.02 (11)		-0.06	-0.09 (1)	-0.02 (23)
	0.08	0.15 (5)	-0.06 (17)		-0.06	-0.01 (9)	-0.13 (3)
	0.07	0.17 (3)	-0.07 (18)		-0.05	-0.03 (6)	-0.07 (17)
	0.05	0.11 (8)	-0.05 (13)		-0.04	0.00 (11)	-0.12 (5)
	0.05	0.14 (6)	-0.10 (25)		-0.04	-0.02 (7)	-0.08 (14)
	0.03	0.06 (12)	0.00 (7)		-0.04	-0.03 (5)	-0.06 (21)
	0.03	0.08 (9)	-0.03 (12)		-0.04	-0.02 (8)	-0.06 (19)
	0.02	0.04 (16)	-0.01 (9)		-0.03	0.01 (12)	-0.08 (12)
	0.01	0.02 (17)	0.00 (5)		-0.02	0.04 (17)	-0.12 (6)
	0.01	0.06 (11)	-0.07 (19)		-0.02	0.04 (18)	-0.10 (10)
	0.01	0.02 (19)	0.01 (3)		0.00	0.05 (22)	-0.11 (8)
	0.01	0.06 (13)	-0.07 (20)		0.00	0.04 (16)	-0.08 (16)
	0.01	0.04 (15)	-0.06 (14)		0.01	0.05 (21)	-0.08 (15)
	0.00	-0.02 (21)	0.03 (2)		0.01	0.07 (24)	-0.08 (13)
	0.00	0.07 (10)	-0.13 (29)		0.01	0.03 (15)	-0.02 (24)
	0.00	0.00 (20)	0.00 (4)		0.01	-0.01 (10)	0.04 (29)
	-0.03	0.05 (14)	-0.21 (32)		0.01	0.06 (23)	-0.06 (22)
	-0.04	-0.06 (26)	-0.01 (8)		0.01	0.09 (27)	-0.10 (9)
	-0.04	0.02 (18)	-0.11 (27)		0.02	0.11 (28)	-0.20 (1)
	-0.04	-0.07 (27)	0.00 (6)		0.02	0.08 (25)	-0.07 (18)
	-0.05	-0.03 (22)	-0.08 (21)		0.02	0.09 (26)	-0.11 (7)
	-0.07	-0.05 (24)	-0.09 (23)		0.03	0.02 (13)	0.04 (32)
	-0.07	-0.03 (23)	-0.10 (26)		0.03	0.05 (19)	0.01 (26)
	-0.08	-0.05 (25)	-0.12 (28)		0.03	0.02 (14)	0.04 (31)
	-0.08	-0.08 (28)	-0.09 (22)		0.05	0.05 (20)	0.04 (30)
	-0.08	-0.10 (30)	-0.06 (15)		0.06	0.12 (29)	-0.01 (25)
	-0.09	-0.08 (29)	-0.09 (24)		0.07	0.15 (31)	-0.06 (20)
	-0.15	-0.14 (31)	-0.18 (30)		0.08	0.12 (30)	0.02 (27)
	-0.17	-0.15 (32)	-0.21 (31)		0.12	0.21 (32)	0.02 (28)

# 2022 SUMMARY

PLAYCALLING PASS RATES				EPA CONSISTENCY (% of Games Overachieved Opp Avg)							
EARLY DOWNS		ONE SCORE GAME		OFFENSE			DEFENSE				
TEAM	PASS RATE	TEAM	PASS RATE	TEAM	OVERALL	PASS	RUSH	TEAM	OVERALL	PASS	RUSH
	64.4%		70.5%		94%	94%	47%		76%	71%	59%
	63.8%		69.2%		82%	88%	53%		76%	65%	59%
	63.1%		67.2%		81%	75%	44%		76%	65%	47%
	62.5%		67.1%		81%	69%	50%		71%	59%	82%
	62.1%		65.5%		76%	71%	59%		65%	71%	41%
	61.7%		64.6%		65%	65%	53%		59%	59%	53%
	61.0%		63.9%		65%	71%	41%		59%	65%	24%
	60.0%		63.7%		65%	65%	82%		59%	76%	47%
	58.9%		61.8%		59%	41%	65%		56%	50%	63%
	58.5%		61.8%		59%	35%	71%		53%	47%	65%
	57.9%		61.2%		59%	47%	53%		53%	35%	65%
	57.7%		61.1%		59%	53%	53%		50%	63%	63%
	57.2%		61.0%		59%	47%	59%		47%	59%	47%
	57.0%		60.1%		53%	41%	65%		47%	47%	59%
	56.8%		59.9%		53%	53%	53%		47%	53%	59%
	56.5%		59.8%		53%	59%	53%		47%	65%	29%
	56.5%		58.8%		53%	53%	35%		47%	53%	41%
	55.3%		58.4%		53%	47%	41%		47%	41%	47%
	54.1%		57.9%		47%	35%	59%		47%	35%	76%
	53.4%		57.3%		47%	47%	59%		41%	47%	35%
	53.4%		56.9%		47%	53%	35%		41%	41%	53%
	52.9%		56.9%		47%	59%	24%		41%	47%	59%
	52.0%		56.5%		41%	35%	35%		41%	47%	53%
	51.4%		55.9%		41%	35%	35%		41%	35%	41%
	50.6%		54.9%		35%	35%	71%		41%	59%	41%
	49.8%		54.5%		29%	24%	35%		41%	47%	65%
	49.8%		53.4%		24%	35%	35%		35%	65%	24%
	49.6%		53.3%		24%	29%	41%		35%	41%	35%
	48.3%		52.3%		18%	24%	41%		29%	41%	41%
	47.2%		52.3%		18%	29%	29%		24%	24%	29%
	45.3%		51.4%		12%	29%	29%		24%	29%	47%
	43.7%		48.4%		0%	29%	35%		18%	29%	47%

# ANALYTICS PRIMER

**Adjusted Games Lost Due to Injury (AGL)**- This is a metric created by football outsiders which estimates the impact of injuries on each NFL that is weighted more for starters than backups.

**Adjusted Off/Def Line Yards**- A Football Outsiders metric that takes all running back carries and assigns responsibility to the offensive line based on a series of yardage tiers. These numbers are then adjusted based on down, distance, situation, opponent, and the difference in rushing average between shotgun compared to standard formations.

**Pythagorean Win Expectation**- This calculation was devised by the father of analytics in baseball, Bill James, and was used to estimate the percentage of games a baseball team would be expected to win based on their run differential. Daryl Morey took it a step further and estimated this equation for other sports including football. You can use the formula and compare a team's actual win percentage versus their expected win percentage and help evaluate potential regression candidates the next season.

**Completion Percentage Over Expected (CPOE)**- The difference between a quarterback's actual completion percentage and expected completion percentage based on the level of difficulty of pass attempts according to completion probability models. It helps better determine actual completion percentages. There are different versions of this metric but for apples to apples comparison I only use CPOE from the rbsdm.com website.

**DVOA**- The main statistic used on Football Outsiders, DVOA breaks down the entire season play-by-play, comparing success on each play to the league average based on a number of variables including down, distance, location on field, current score gap, quarter, and opponent quality.

**EPA**- Expected Points Added tries to better measure the value of individual plays in terms of points. It uses play-by-play data to create a scoring probability for the next play based on field position, down, distance, and time remaining, among other factors. For example, gaining 8 yards on 3rd and 10 is much less valuable than gaining 2 yards on 4th and 1 because the latter increases that team's chances of scoring.

**Explosive Pass/Run Rate**- Percentage of runs that produce 10+ yards and percentage of passes that produce 20+ yards.

**Net Rest Advantage**- Season long calculation of number of extra days rest one team has versus their opponents. For example, a team coming off a Sunday game would have a net rest of +1 if they were playing a team coming off a Monday night game.

**Net Success Rate Rank**- The rank for each team in the NFL based on offensive success rate - defensive success rate. Success is measured on a play by play basis and measures the percentage of plays that result in a positive EPA. Plays are either successful or not and hence the success rate. An 80 yard run is successful in the same way a 2 yard run on 3rd and 1 is successful. There is no extra weighting for more impactful success. EPA (above) better measures the impact to each play.

**3rd Down Conversions/Allowed Over Expectations**- Not all 3rd down conversions are created equal. The odds of converting a 3rd and short (1-3 yards) is a lot higher for an offense, obviously, than say 3rd and 10. This stat can compare how far over or under expectations a team is converting/allowing 3rd downs versus what the league-wide average conversion rate has been on those same 3rd downs.

**Blended 4th Quarter Win% Over Expectation**- Average win probability for teams within 6-12 minute range of the 4th quarter. Essentially what would we expect a team's winning percentage to be to credit them for their performance in the majority of the game excluding the unpredictability of the 4th quarter.

# 4th QUARTER WIN% OVER EXP.

## Methodology

There are many fluky events that can occur late in NFL games that don't always fully reflect the true expected outcomes. We decided to examine team win probabilities in the 4th quarter, between the 12- and 6-minute marks remaining in the game. We wanted to give enough time within the final quarter to ensure that each team would have likely received at least one possession each in the 4th. Using historical drive data, we determined that using a blended win probability between the 12- and 6-minute marks was appropriate.

The hypothesis being that the average win probability in this time period is more representative of the wins a team "should have", or likely to have achieved, and thus potentially predictive of team wins in the next season. Technically there is a cap to these win probabilities (100%) and piling on with late scores after a team is essentially guaranteed to win, helps improve some of the issues with point differential. We then used the gap between the blended 4th Quarter Win Probabilities for each team and actual regular season win percentages to determine the 4th Quarter Win % Over Expected.

Using nflFastR game data, from 1999-2021, we examined the relationship in predictably using our 4th QOE Win % versus the results of Pythagorean Wins. We discovered that our metric did yield a small .02 R2 improvement (.22 vs .20) over Pythag. Seeing as the relationship was slightly higher for us, we wanted to see if the outlier edges of the 4th Quarter Win% Over Expected would yield positive results. By using cross validation for time series, we found that teams that overachieved (26.5% ROI) and underachieved (+8.0% ROI) at the highest rates produced outsized betting returns with alternative win totals.

## 2022 Results

This basket of overachievers produced outstanding results in 2022. Risking 1 unit on every alternative under win total and to miss the playoffs wager, resulted in +6.99 units, or an impressive 87% ROI. This was the single best season of results, using this methodology, since 2018.

The Biggest Overachievers- 2022 Results					
Team	Alt Unders	GAIN/LOSS	Miss Playoffs	GAIN/LOSS	TOTAL G/L
LA Rams	u9.5 +185	\$185	+200	\$200	\$699
Tennessee Titans	u8 +200	\$200	-110	\$90.9	
Pittsburgh Steelers	u6 +225	(\$100)	-425	\$23.5	
Tampa Bay Buccaneers	u10.5 +200	\$200	+450	(\$100)	
<b>TOTAL RESULTS</b>		<b>\$485</b>		<b>\$214</b>	

(Prices via Draftkings 7/20/22)

The Biggest Underachievers- 2022 Results					
Team	Alt Overs	GAIN/LOSS	Make Playoffs	GAIN/LOSS	TOTAL G/L
Seattle Seahawks	o6.5 +185	\$185	+500	\$500	\$669
Indianapolis Colts	o11 +200	(\$100)	-175	(\$100.0)	
Minnesota Vikings	o10 +200	\$200	-110	\$90.9	
Houston Texans	o5.5 +250	(\$100)	+1600	(\$100)	
Buffalo Bills	o12.5 +175	\$175	-550	\$18.2	
Cleveland Browns	NA	\$0	NA	\$0	
Carolina Panthers	o7 +225	\$0	+400	(\$100)	
<b>TOTAL RESULTS</b>		<b>\$360</b>		<b>\$309</b>	

(Prices via Draftkings 7/20/22)

This basket of underachievers produced outstanding results in 2022. Risking 1 unit on every alternative over win total and to make the playoffs wager, resulted in +6.69 units, or an impressive 56% ROI. This was the single best season of results, using this methodology, since 2017. Note, we did not include the Browns in this basket as win total was not available at the original time of this process due to no Deshaun Watson suspension clarity.

The allocation of 20 total units combined to achieve a return of +13.7 units, or an ROI of +68%. The data was able to identify the surprise teams to the upside like the Seattle Seahawks (+500 to make the playoffs) and the downfall of the LA Rams (+200 to miss the playoffs). We were also 6-3-1 in winning alternative win totals for these teams.

## 2023 Application

The Following Teams were considered Overachievers by our metric in 2022 and are due for negative regression:

**Buffalo Bills, Cincinnati Bengals, Los Angeles Chargers, Minnesota Vikings, New York Giants, Tampa Bay Buccaneers, and Washington Commanders**

The Following Teams were considered Underachievers by our metric in 2022 and are due for positive regression:

**Arizona Cardinals, Baltimore Ravens, Carolina Panthers, Chicago Bears, Denver Broncos, Indianapolis Colts, Las Vegas Raiders, New Orleans Saints, and Tennessee Titans**

# ALTERNATIVE WIN TOTALS

Alternative Win Totals offer good value

## ALTERNATIVE WIN TOTALS MARKET RESULTS SINCE 2010

Year	1 Unit Wagers					\$100 per Wager			Results			
	Alt O	Alt U	TOT	Std Deviation	Wins v Exp	Alt O	Alt U	TOT	Overs Won	Unders Won	Both L	Push + I
2022	8.6	2.8	11.4	2.94	-0.08	\$860	\$280	\$1,140	14	12	6	0
2021	-6.8	-1.0	-7.8	1.83	-0.66	(\$680)	(\$100)	(\$780)	8	10	10	4
2020	5.7	1.9	7.6	2.75	-0.20	\$570	\$190	\$760	13	11	6	2
2019	-5.8	2.9	-2.9	2.50	-0.11	(\$580)	\$290	(\$290)	8	11	7	6
2018	0.9	8.7	9.6	2.44	-0.14	\$90	\$870	\$960	11	13	4	4
2017	1.9	-2.0	-0.1	2.88	-0.09	\$190	(\$200)	(\$10)	11	10	8	3
2016	-2.0	-1.0	-3	2.72	-0.17	(\$200)	(\$100)	(\$300)	10	10	9	3
2015	-0.1	4.8	4.7	2.75	-0.20	(\$10)	\$480	\$470	11	12	7	2
2014	4.9	0.9	5.8	2.43	-0.17	\$490	\$90	\$580	11	11	4	6
2013	0.9	-2.9	-2	2.88	-0.22	\$90	(\$290)	(\$200)	11	9	8	4
2012	-2.0	1.9	-0.1	2.95	-0.20	(\$200)	\$190	(\$10)	10	11	8	3
2011	5.8	-3.9	1.9	2.48	-0.02	\$580	(\$390)	\$190	13	9	5	5
2010	2.9	3.8	6.7	2.64	-0.11	\$290	\$380	\$670	11	12	5	4
<b>TOTAL</b>	<b>14.9</b>	<b>16.9</b>	<b>31.8</b>		<b>-2.38</b>	<b>\$1,490</b>	<b>\$1,690</b>	<b>\$3,180</b>	<b>142</b>	<b>141</b>	<b>87</b>	<b>46</b>

\*\* Alt totals estimated using +190 odds & +/-1 1 win from win total

## NFL Team Wins vs Win Totals Aren't Usually That Close

Year	% of Tms Win Total Off by 2 or more Gms	% of Tms Win Total Off by 3 or more Gms
2022	66%	38%
2021	47%	13%
2020	63%	31%
2019	44%	31%
2018	53%	28%
2017	50%	41%
2016	63%	47%
2015	53%	34%
2014	50%	25%
2013	50%	22%
2012	59%	34%
2011	47%	25%
2010	56%	38%
<b>TOTAL</b>	<b>54%</b>	<b>31%</b>

## Results from Alternative Totals since 2000 (assume all risk is 1 unit and all wins +1.9)

Alt Unders	#	Win%	Units	Alt Overs	#	Win%	Units
2.5	1	0%	-1	4.5	1	100%	1.9
3	1	0%	-1	5	1	0%	-1
3.5	13	38%	2.5	5.5	13	38%	1.5
4	19	21%	-3.4	6	19	26%	-0.5
4.5	31	23%	-9.7	6.5	31	39%	3.8
5	35	23%	-5.8	7	35	34%	6.8
5.5	50	38%	5.1	7.5	50	40%	8
6	62	35%	7.8	8	62	29%	-1.8
6.5	84	37%	5.9	8.5	84	42%	18.5
7	74	42%	24.9	9	74	19%	-19.4
7.5	86	30%	-10.6	9.5	86	43%	23.3
8	87	31%	2.3	10	87	31%	1.3
8.5	53	38%	5	10.5	53	34%	-0.8
9	44	48%	19.9	11	44	30%	-5.3
9.5	54	41%	10.8	11.5	54	39%	6.9
10	15	40%	6.4	12	15	7%	-9.1
10.5	17	24%	-5.4	12.5	17	41%	3.3
11	4	0%	-2	13	4	0%	-3
11.5	2	0%	-2	13.5	2	0%	-2
<b>TOTAL</b>			<b>+49.7</b>				<b>+32.4</b>



# QUESTION & ANSWER

**Every year there are teams that come out of nowhere to surprise the NFL. Last year you nailed the Giants with your pick. Who is that team this year? AFC?**

Daboll and the Giants made me look good last year but it's never easy to find these surprise teams. But if only looking for teams expected win 8 or less games I'll go with the Colts in the AFC. I don't think there's much of any shot to make a Wildcard spot, but it wouldn't stun me if they snuck up on some teams and made the Jags sweat in the NFC South. I like Steichen's pedigree coming from the Eagles and assuming he follows in the footsteps of his former boss, the Colts should at least be in much better position than last year when Jeff Saturday was making decisions. History says mobile QBs impact the game much faster and have much higher floors than pure pocket passers in their rookie seasons due to their ability to make plays right away. Who knows if Anthony Richardson will start immediately but he has a chance to at minimum play in some packages designed to show off his strengths. With Richardson, Jonathan Taylor and pieces of a good OL combined with the system from the Eagles, the Colts run game could be dominant. The schedule is also manageable and is loaded with advantages throughout. Nobody will ever pick Indy for this, and I like to be contrarian so why not.

**And what about a surprise in the NFC?**

A lot of people are convinced that QB Jordan Love is not very good, but I am not sure how anyone can definitely know that based on such a small sample. Maybe he does stink but he has a first-round pedigree, good athletic traits and a full off season to finally run a system tailored just for his skill set. He also has a top 10-15 OL, two excellent RBs, including one of the better pass catching RBs in Aaron Jones and the potential for good playmakers at WR and TE. He doesn't have to be an elite QB, just one that is on par or better than Rodgers' 21st ranked EPA finish from last season. At minimum, WR Christian Watson is a dynamic gamebreaker who can score at any point on the field. With the drafting of TE Luke Musgrave in the 2nd round, the Packers can use more 1-2 personnel to help the offense be more multiple. The defense is loaded with high draft picks and a pass defense that finished 9th in EPA versus expected against a top five set of opposing pass offenses last season. Outside of the Chiefs, the Packers don't play another sure-fire top 10 team on their schedule.

**As good as your Giants sleeper pick from last year was your Super Bowl prediction (LAC vs Tampa) was just as bad. Please tell me you can do better in 2023?**

Yikes that wasn't a good prediction but at least both made the Playoffs? No excuses though. I am going with Kansas City vs Dallas. Considering Patrick Mahomes has made the AFC Title game in all five of his seasons, how can I fade them? The Cowboys are loaded on both sides of the ball and adding WR Brandin Cooks and CB Stefon Gilmore were the perfect additions. I hate that they replaced OC Kellen Moore and Brian Schottenheimer was such an odd hire, but I am just betting on talent and some positive turnover regression from QB Dak Prescott. The offense will be more explosive with more Tony Pollard and less (no) Zeke Elliot.

**Which Playoff team from last season misses the Playoffs in 2023?**

Just as the Titans were the easy pick for me last year, the Vikings are even easier this season. A lot of it is just natural regression. This team won 13 games with a -3 point differential! It's well documented that they finished an unfathomable and unsustainable 11-0 in one score games. 11 of their 13 wins came by eight points or less while their four regular season losses came by an average of 22 points. Not only did the Vikings lead the NFL in wins over expected, based on both point differential and 4th Quarter win probabilities, they exceeded it at the highest rate the NFL has seen in 22 years. Based on point differential, they won 4.5 more games than expected. On top of all of that, their front office has recognized the anomaly of last season and let many of their aging and/or more expensive players walk. They didn't add anyone offensively in FA and made measured moves on defense. The front office is telling us how they are treating 2023 and winning is not the top priority.

**There were three QBs drafted inside the top four of the draft. What does your data tell you about how the teams with rookie QBs have performed in the past?**

There have been 41 first round QBs since 2002 who have started at least nine games their rookie season.

- Those QBs in aggregate won 41.6% of their starts and 47% of those teams went over their win total. If you remove Big Ben's 13-0 record for the 04 Steelers, that QB win % figure dips to 40%.
- 11 of those 41 QBs won >50% of their starts in their rookie season.
- Mac Jones and the Patriots (\*17 game season) had the highest preseason win total, lined at 9.5.
- The median EPA/drop back of these 41 QBs was -0.003, equivalent to ~ the 27th ranked QB in 2022. There have been 22 QBs drafted inside the top five since 2002 who started at least nine games as a rookie:
- 55% of their teams went over their preseason win totals, however, since 2014 only four of 11 (36%) went over.
- Seven of the 22 teams went over their win total by at least two games.
- The 2009 Jets (Mark Sanchez) had a preseason win total of 7 games (16 game season), the highest for any team with a top five drafted QB until Bryce Young and Carolina (17 game season) reached 7.5 this season.
- Tua (67%) in 2020 is the only top five QB to win more than 50% of his starts as a rookie since RG3 (60%) and Andrew Luck (69%) in 2012. Six of the 22 won at least 50% of their starts.
- The median EPA/drop back of those 22 QBs has been 0.007, equivalent to ~the 24<sup>th</sup> ranked QB in 2022.

# AWARDS PREVIEW

## MVP

What goes into winning the NFL MVP? 10 straight and 15 of the last 16 MVPs have been QBs. Those 15 QBs were on teams that averaged 13.1 wins per season, and none were on a team with less than 11 wins. The average preseason win total for these teams has been 10 wins, although we have seen QBs on teams with a win total as low as 8.5 win three times in the last five years (Jackson, Mahomes, Rodgers).

*Likeliest Candidates- Joe Burrow, Patrick Mahomes, Jalen Hurts, Josh Allen*

## **Best Value: Lamar Jackson 15-1 (BAL)**

From a longshot perspective Derek Carr at 45-1 would be the flier considering the Saints could easily win 11-12 games. But I wanted a pick that at least had a realistic shot, so I went with Lamar. Purely based on an improved, down field passing offense being installed by new OC Todd Monken and finally the addition of legit NFL WRs in OBJ, Flowers, Agholar to go with Mark Andrews and Rashod Bateman. The Ravens should be contenders for best record in the NFL which would give him a strong case.

## Offensive Rookie of the Year

In the last 25 years, 36% of offensive rookie of the year winners have been QBs, 40% RBs, and 24% WRs. When you include last year's winner, Garrett Wilson, three WRs have won this award since 2010. Anquan Boldin in 2003 is the only WR since 1976 to win this award outside of the first round. Outside of Dak Prescott in 2016, every OROY at QB has been a top-11 draft pick. At RB, many of the winners have come from outside of Round 1 so if we are looking for a longer shot outside of an early draft pick, RB is the route you could go. Since 1995, five of the 13 RBs who have won ROTY, were drafted outside of Round 1 but none outside of the top three rounds.

*Likeliest Candidates- Bryce Young, CJ Stroud, Anthony Richardson, Bijan Robinson, Jaxon Smith-Njigba*

## **Best Value: Quentin Johnston 20-1 (LAC)**

Truth be told I don't believe there to be much value as it's rare for a long shot to win and realistically I like Richardson the most here. WR Jayden Reed with the Packers is the best of the complete long shots but for purposes of this exercise (> 15-1 odds) I'll go with Johnston. He is a Vertical threat and with Justin Herbert's cannon for an arm and likely new OC Kellen Moore's more aggressive passing style, Johnston could benefit the most. Keenan Allen missed seven games last year due to injury. Mike Williams missed four games last year and neither is getting any younger. Odds are high that they'll continue to get banged up but in any case, Johnston offers a different type of WR and his upside is intriguing in this offense.

## Defensive Rookie of the Year

Since 1995, 43% of defensive rookie of the year winners have come from edge rushers, 11% from DT, 32% LB and 14% CB. Since 2010, the dispersion has been much more equitable between defensive positions. Interestingly, every edge rusher since 1995 to win the award has come from the top 16 of Round 1. All 28 DROY winners since 95 have come inside the top 40 of the draft overall, with 25 in round 1. With CB Sauce Gardner winning last season, there have now been three CBs who have won this award in the last eight years. Prior to Marcus Peters winning in 2015, the NFL had gone 17 years without a CB winning. At DT, only three players have won this award since 1995, but they've all come since 2010 (Aaron Donald, Ndamukong Suh and Sheldon Richardson).

*Likeliest Candidates- Will Anderson, Tyree Wilson, Lukas Van Ness, Devon Witherspoon, Christian Gonzalez, Jack Campbell*

## **Best Value: Calijah Kancey 30-1 (DT, Tampa)**

Kancey plays a position that has won this award three times in the last 13 seasons. I like Kancey for a few reasons and I think it's important to understand the history of other DTs who have won. All three of Donald, Suh and Richardson posted excellent combine metrics and none scored worse than an 8.8 relative athletic score (RAS). Kancey's 9.6 RASD ranks 10<sup>th</sup> best among round one DTs since 2010. In addition, both Donald and Suh generated tremendous sack numbers and Kancey produced 7.5 sacks last season at Pitt. Kancey profiles as a rare DT with elite athleticism and production in college. The only reason he was not a top 10 pick was because of his size. His measurables matchup well with guys like Donald and Geno Atkins so there is hope for upside. If he hits, he likely hits fairly big and could have an immediate double digit sack impact. Kancey goes to a good Tampa defense and will be paired with DT Veal, who saw the 5<sup>th</sup> highest rate of double teams among all DT last season and could free up Kancey.

## Coach of the Year

Last year I was able to identify Brian Daboll as a top COTY candidate. This has historically been a fairly reasonable award to filter based on some specific criteria. 14 straight winners of this award have been on a team with at least 9 wins. The average preseason win total of the last 15 winners is just over 7 wins. No winner in the last 15 years came into the season with a win total of greater than 9.5, so expecting to be a playoff caliber team is a negative in this case. The number of wins increased by an average of 6 from the prior year. Including Daboll, almost 50% of the last 15 winners were first year head coaches for their team.

*Likeliest Candidates- Demeco Ryans, Matt Eberflus, Matt LaFleur, Arthur Smith, Sean Payton, Dennis Allen, Frank Reich*

## **Best Value: Shane Steichen 25-1 (IND)**

I am aiming a bit higher with this one and it's just predicated on the Colts getting to 9 wins which isn't completely out of the realm of possibilities. If rookie Anthony Richardson flashes enough, with a weak schedule combined with a defense that is littered with good players and coming off a top 12 level season, it's worth a shot. Recent history says the mobile QBs like Richardson have the biggest impact immediately and even if he only starts for a portion of the season, the Colts could really improve. Steichen checks every box that historically wins this award.

# 2023 SCHEDULE

Team Schedule	1	2	3	4	5	6	7	8	9	10	11	12	13	14	15	16	17	18
	@ W	v NY	v ☆	@ C	v TB	@ @	@ @	v @	@ @	v @	@ @	v @	@ @		v @	@ C	@ @	v @
	v @	v G	@ @	@ @	v @	v W	@ @	@ @	v @	@ @		v @	@ @	v @	@ @	v @	@ C	@ @
	v @	@ TB	v @	@ @	@ @	@ @	v @	@ @	v @	v @	v TB	@ @		v @	@ @	@ @	v @	v @
	@ @	v @	@ W	v @	v @	v NY	@ @	v @	@ TB	v @	v @	@ @		@ @	v ☆	@ @	v @	@ @
	@ @	v @	@ @	v @	@ @	@ @		v @	v @	@ C	v ☆	@ @	@ @	v @	v @	v @	@ @	v @
	v @	@ @	@ @	v @	@ W	v @	v @	@ @	@ @	v @	@ @	@ @		v @	@ @	v @	v @	@ @
	@ @	v @	v @	@ @	@ @	v @		@ @	v @	v @	@ @	v @	@ @	v @	v @	@ @	@ @	v @
	v TB	@ @	v @	v @		v @	@ @	v @	@ @	v @	@ @	@ @	@ @	v @	v @	@ @	v @	@ TB
	@ NY	v @	@ @	v @	@ @	@ @		v @	@ @	v NY	@ @	v W	v @	@ @	@ @	v @	@ @	@ W
	v @	v W	@ @	@ C	v @	@ @	v @	v @		@ @	v @	@ @	@ @	@ @	v @	v @	v @	@ @
	@ @	v @	v @	@ G	v @	@ @	@ @	v @	@ @	@ @	v @	@ @	@ @	@ @	v @	@ @	@ @	v @
	@ C	@ @	v @	v @	@ @		@ @	v @	v @	@ @	v @	@ @	@ @	@ NY	v @	@ @	@ @	v @
	@ @	v @	@ @	v @	@ @	v @		@ @	v @	@ TB	v @	v @	v @	@ @	@ @	v @	v @	@ @
	v @	@ @	@ @	v @	v @	@ @	v @	v @	@ @	@ @		v @	@ @	@ @	@ @	@ @	v @	v @
	@ @	v @	v @	@ @	@ @	v @	@ @	@ @		@ @	v @	@ @	@ @	@ @	@ @	@ @	@ @	v @
	v @	@ @	@ @	v @	@ @	v @	@ @	@ @	@ @	v @	@ @	@ @	@ @	@ @	@ @	@ @	@ @	v @
	@ @	@ @	v @	@ @	v @	v @	@ @	v @	v NY	v @	@ @	@ @		v @	v @	@ @	@ @	v @
	@ @	@ @	v @	@ @	v NY	v @	@ @	v @	@ @		v @	@ @	@ W	v @	v @	v @	@ @	v @
	v @	@ @	v @	@ @	v @	v @	@ @	@ @	@ @	v @	@ @	@ @	@ @	@ @	@ @	@ @	@ @	v @
	v @	@ @	@ @	v @	v @	@ @	@ @	@ @	@ @	v @	v @	@ @	@ @	@ @	@ @	@ @	@ @	v @
	v @	@ @	@ @	v @	@ @	v @	@ @	@ @	@ @	v @	v @	@ @	@ @	@ @	@ @	@ @	@ @	v @
	v @	@ @	@ @	v @	v @	@ @	v W	v @	@ @	@ @	@ @	@ @	@ @	v @	@ @	@ @	@ @	v @
	v ☆	@ @	@ @	v @	@ @	@ @	v W	v @	@ @	@ @	@ @	@ @		v @	@ @	@ @	v @	v @
	v @	@ @	v @	v @	@ @	v @		@ NY	v @	@ @	@ @	v @	v @	v @	@ @	v W	@ @	@ @
	@ @	v @	@ @	v W	@ @	@ @	v @	@ W	v @		@ @	v @	@ @	@ @	@ @	v @	v @	@ NY
	v @	@ @	@ @	v @	v @	@ @	@ @	@ @	@ @	v @	@ @	@ @	@ @	@ @	@ @	@ @	@ @	v @
	@ @	v @	@ @	v W	@ @	@ @	v @	@ W	v @	@ @	@ @	@ @	@ @	@ @	@ @	@ @	v @	@ NY
	v @	v @	@ @	@ @	v @		@ @	v @	v @	v @	@ @	@ @	@ @	@ @	@ @	@ @	@ @	v @
	v @	@ @	v @	@ NY		@ @	v @	v @	@ @	v W	@ @	@ @	@ @	@ @	v @	@ @	@ @	v @
	@ @	v @	@ @	v @	v @	@ @	@ @	v @	@ @	@ @	@ @	@ @	@ @	@ @	@ @	@ @	@ @	v @
	@ @	v @	@ @	v @	@ @	@ @		v @	@ @	@ @	@ @	@ @	@ @	@ @	@ @	@ @	@ @	v @
	v @	@ @	v @	@ @	v @	@ @	@ NY	v @	@ @	@ @	v @	@ @	@ @	@ @	@ @	@ @	@ @	v @

BYE

MNF

SNF

TNF

THANKSGIVING

INTERNATIONAL

# TA's 2023 NFL PREDICTIONS

## AFC STANDINGS

AFC EAST		W	L	AFC SOUTH		W	L	AFC PLAYOFF SEEDS		
	Buffalo Bills	12	5		Indianapolis Colts	9	8	1		Baltimore Ravens
	Miami Dolphins	10	7		Jacksonville Jaguars	8	9	2		Kansas City Chiefs
	New York Jets	9	8		Tennessee Titans	8	9	3		Buffalo Bills
	New England Patriots	7	10		Houston Texans	4	13	4		Indianapolis Colts
								5		Cincinnati Bengals
								6		Miami Dolphins
								7		Cleveland Browns
AFC NORTH		W	L	AFC WEST		W	L	AFC WINNER		
	Baltimore Ravens	13	4		Kansas City Chiefs	12	5	 Kansas City Chiefs		
	Cincinnati Bengals	10	7		Los Angeles Chargers	9	8			
	Cleveland Browns	10	7		Denver Broncos	9	8			
	Pittsburgh Steelers	9	8		Las Vegas Raiders	4	13			


## NFC STANDINGS

NFC EAST		W	L	NFC SOUTH		W	L	NFC PLAYOFF SEEDS		
	Dallas Cowboys	13	4		New Orleans Saints	11	6	1		Dallas Cowboys
	Philadelphia Eagles	12	5		Tampa Bay Buccaneers	9	8	2		San Francisco 49ers
	New York Giants	6	11		Atlanta Falcons	8	9	3		New Orleans Saints
	Washington Football Team	5	12		Carolina Panthers	5	12	4		Green Bay Packers
								5		Philadelphia Eagles
								6		Seattle Seahawks
								7		Detroit Lions
NFC NORTH		W	L	NFC WEST		W	L	NFC WINNER		
	Green Bay Packers	10	7		San Francisco 49ers	11	6	 Dallas Cowboys		
	Detroit Lions	9	8		Seattle Seahawks	9	8			
	Minnesota Vikings	7	10		Los Angeles Rams	4	13			
	Chicago Bears	6	11		Arizona Cardinals	4	13			

## SUPERBOWL



VS



**SUPERBOWL CHAMPIONS**

---

# TEAM **PREVIEWS**

---





# ARIZONA CARDINALS

DIVISION 2022 REC VEGAS WIN TOTAL '23  
 NFC WEST (4-13) (4.5)

GENERAL MANAGER HEAD COACH  
 MONTI OSSENFORT JONATHAN GANNON  
 OFFENSIVE COORDINATOR DEFENSIVE COORDINATOR  
 DREW PETZING NICK RALLIS

## REVIEW & ANALYSIS

**2022 Season Review:** Coming off a playoff appearance in 2021, Arizona was hoping to build off that success and catapult into a true NFC contender. But a poor finish to the 2021 season, including a 21-point loss in the NFC Wildcard round to the Rams, was a precursor to a dreadful 4-13 2022, which also included a season-ending ACL tear for QB Kyler Murray. The -109-point differential was the 2nd worst in the NFC. Kliff Kingsbury was fired following the season and GM Steve Keim stepped down. The Cardinals struggled in virtually every facet. They ranked 28<sup>th</sup> in EPA on offense and 20<sup>th</sup> on defense. With Kyler in the lineup, the offense was a bit better, ranking 20<sup>th</sup> in EPA, but still below expectation. Without Kyler, the combination of Colt McCoy, David Blough and Trace McSorley generated a -0.24 EPA/drop back which would rank last by a mile among qualified QBs in the NFL. It's too bad the Cardinals could only get four combined games with both Kyler and WR Deandre Hopkins in the lineup together, following Hopkins' early season suspension. Kyler's EPA in those games was +0.07, good for 17<sup>th</sup> in the NFL, but in other games just -0.005, equivalent to the 25<sup>th</sup> ranked QB. Defensively, they relied on blitzing at the 2<sup>nd</sup> highest rate in the NFL and it helped create five defensive touchdowns, 2<sup>nd</sup> most in the NFL. It masked a poor defensive efficiency that ranked 4<sup>th</sup> worst in success rate allowed. Opposing QBs had the lowest ADOT on this defense because of the heavy blitzing, but it forced their defense in one-on-one situations and the team allowed the 2<sup>nd</sup> highest yac/reception.

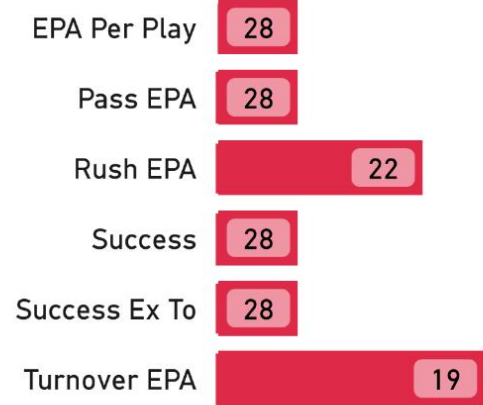
**Luck Factor:** The Cardinals finished 2-6 in one score games, the 2<sup>nd</sup> worst percentage in the NFL. They played five games where they had a win probability in the 4<sup>th</sup> quarter of over 80%, most of any team with less than 6 wins, but lost two of those games (vs LAC, vs TB)! Based on their aggregate blended 4<sup>th</sup> quarter win probabilities, Arizona should have won closer to six games. One of their two close wins was a 29-23 OT win in Las Vegas, when Arizona produced the third biggest comeback in the NFL. The Cardinals also got hit badly by the injury bug and posted the 4<sup>th</sup> highest adjusted games lost in the NFL. Not only did they lose Murray for the back half of the season, but they suffered the 4<sup>th</sup> highest adjusted games lost from injury along the OL. It also didn't help that opposing FG kickers made the 3<sup>rd</sup> highest rate of kicks in the NFL (94%), including 5/6 from 50+ yards.

**Schedule Analysis:** The Cardinals schedule ranks as slightly tougher than league average and I don't have them favored in any game. They don't play any primetime games this season, and don't have any short weeks all year so from a rest perspective they are going to be healthy. They don't play any opponents off a bye either. Weeks 3-8 look to be season-defining as they play five teams in that stretch favored to make the Playoffs. Also, as a dome team, they will unfortunately have play three cold weather teams on the road in December (PIT, CHI, PHI). As they think about the end of the season, with Kyler coming back from injury and a potential top draft pick on the line, what they decide to do in December and January will be interesting.

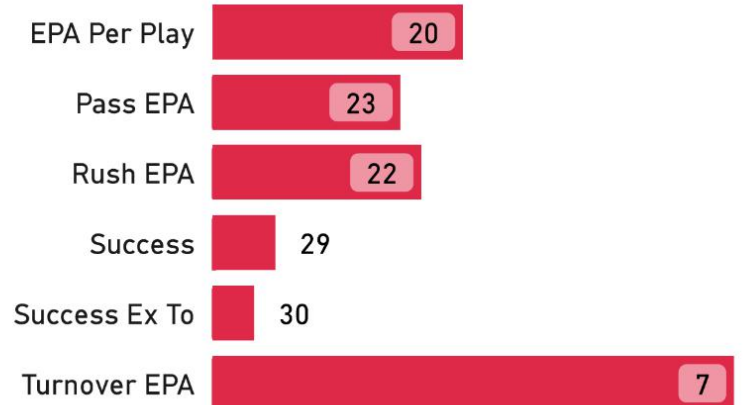
**Offseason:** The Cardinals welcome new GM Monti Ossenfort, HC Jonathan Gannon and the youngest coaching staff in NFL history. New OC Drew Petzig, 35, comes from Cleveland and DC Nick Rallis, 29, joins Gannon from the Eagles. When Gannon took the job, he was assured that the roster would be completely refreshed and 2023 would be a rebuild year. Ossenfort completed a brilliant trade with Houston out of the 3<sup>rd</sup> overall pick, setting up the Cardinals great with the potential for two top 5 picks in a loaded 2024 draft. But gone are DL JJ Watt (retirement) and Zach Allen (FA) along with top CB Byron Murphy on an already talent-less defense. Instead of trying to improve with short-term high-priced band aids like Keim so recklessly continued to do, Ossenfort was much more measured in his approach to FA and cheaper veterans were added to the OL, DL and LB corps. Gannon brought LB Kyzir White with him from the Eagles, to quarterback the defense, but otherwise the Cards added a bunch of low-end FAs. Those cheaper veteran signings will be added to the mix with rookies like DE BJ Ojulari, LB Owen Pappoe and CB Garret Williams. Look for the Cardinals to blitz at a much lower rate this year and instead focus on preventing big plays. On offense, there was a clear emphasis on remaking the OL with the addition of first round T Paris Johnson from OSU to go along with the re-signing of G Will Hernandez. Hopkins was released as well so rookie Michael Wilson from Stanford should compete for snaps outside opposite Marquise Brown. I'd also expect Petzig to incorporate much more two TE sets (1-2 personnel) by utilizing TEs Zach Ertz and 2<sup>nd</sup> year man Trey McBride.

**2023 Outlook:** History says Gannon and Arizona have more than a coinflip chance of exceeding market expectations. Since 2000, teams with a new head coach have gone over their pre-season win total 56% of the time. There have been 21 teams with a new HC and a win total of 5.5 or less, and 14 of them (67%) have gone over their win total, by an average of 1.3 wins. 2023 is clearly a rebuild year and with a bottom NFL roster, it's hard to make a strong case that the Cardinals will be able to win more than a handful of games. A lot will depend on when/if Kyler comes back. If he plays the back half of the season, he is too good to get blown out consistently. However, the case could also be made that there isn't much reason for him to even try and play late in a rebuild season. When you consider how often coaches in the same situation as Gannon have overperformed historically, and how I believe the players will play hard for him, I think they'll compete more often than not, but the final win tally will be predicated on Kyler's availability.

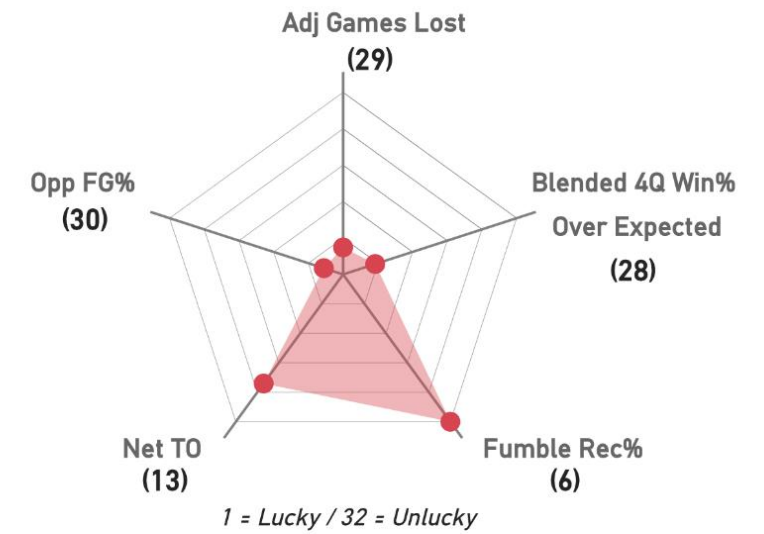
## OFFENSE ADVANCED RANKS



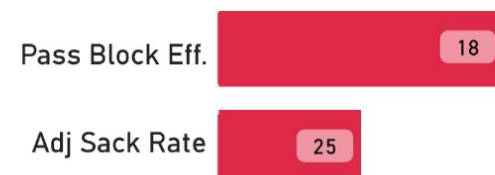
## DEFENSE ADVANCED RANKS



## LUCK FACTOR RANKS



## OL/DL RANKS



## 2022 SCHEDULE

## 2023 SCHEDULE

WK	OPP	SCORE	WK	OPP	SPREAD
1	v	L 21-44	1	@ W	+6
2	@	W 29-23	2	v NY	+4
3	v	L 12-20	3	v	+7
4	@	W 26-16	4	@	+9.5
5	v	L 17-20	5	v	+7.5
6	@	L 9-19	6	@	+4
7	v	W 42-34	7	@	+7
8	@	L 26-34	8	v	+5.5
9	v	L 21-31	9	@	+7
10	@	W 27-17	10	v	+2.5
11	v	L 10-38	11	@	+1.5
12	v	L 24-25	12	v	+2
14	v	L 13-27	13	@	+6.5
15	@	L 15-24	15	v	+6.5
16	v	L 16-19	16	@	+4.5
17	@	L 19-20	17	@	+11
18	@	L 13-38	18	v	+4.5

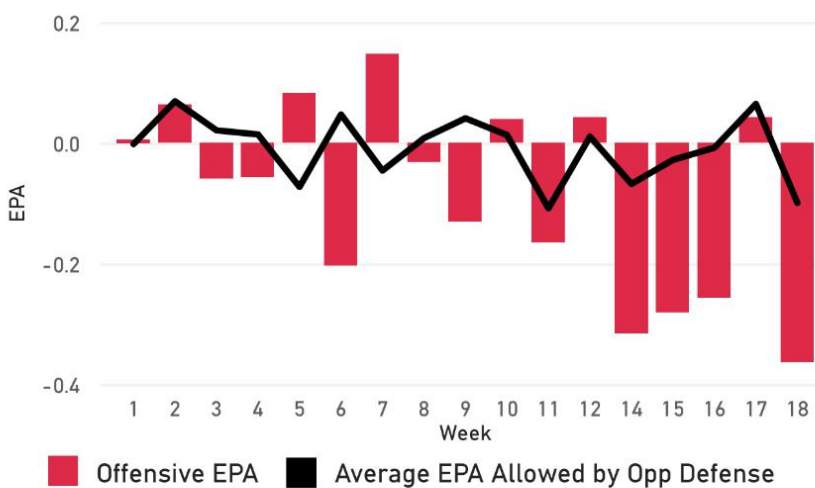
SOS 6/32

SOS\* 12/32

1 = Hardest Schedule

SOS\* based on TA's power rankings

## OFFENSE EPA vs OPP AVG EPA ALLOWED



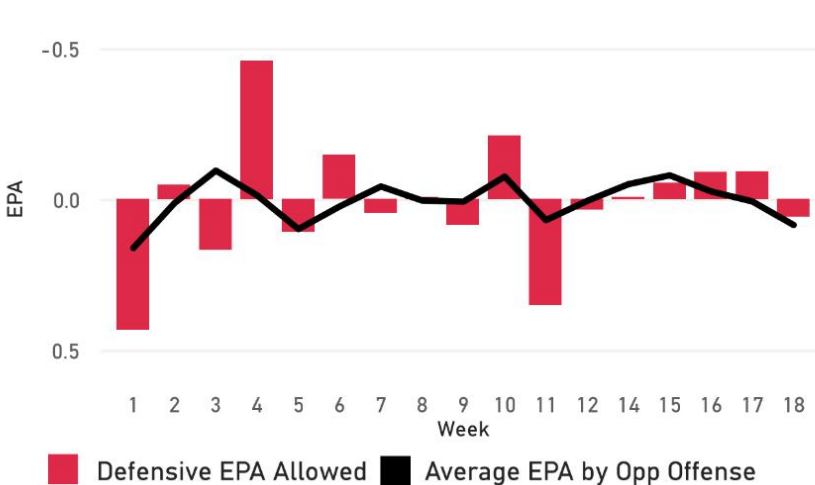
## OFFENSE DEPTH CHART


POS	STARTER	PLAYERS LOST
LWR	Marquise Brown	Deandre Hopkins
RWR	Rondale Moore	
SWR	Greg Dortch	
LT	D.J. Humphries	
LG	Paris Johnson Jr. (R)	Max Garcia
C	Hjalte Froholdt	Sean Harlow
RG	Will Hernandez	
RT	Kelvin Beachum	
TE	Zach Ertz	
QB	Kyler Murray	
RB	James Conner	

## DEFENSE DEPTH CHART

POS	STARTER	PLAYERS LOST
DE	L.J. Collier	J.J. Watt
NT	Carlos Watkins	
DT	Rashard Lawrence	Zach Allen
LOLB	Myjai Sanders	
LILB	Zaven Collins	
RILB	Kyzir White	Ben Niemann
ROLB	Cameron Thomas	
LCB	Antonio Hamilton Sr.	Byron Murphy Jr.
SS	Budda Baker	
FS	Jalen Thompson	Jalen Thompson
RCB	Marco Wilson	
NB	Isaiah Simmons	

## DEFENSE EPA ALLOWED vs OPP AVG EPA





# ATLANTA FALCONS

DIVISION 2022 REC VEGAS WIN TOTAL '23  
NFC SOUTH (7-10) (8.5)

GENERAL MANAGER HEAD COACH  
TERRY FONTENOT ARTHUR SMITH  
OFFENSIVE COORDINATOR DEFENSIVE COORDINATOR  
DAVE RAGONE RYAN NIELSEN

## REVIEW & ANALYSIS

**2022 Season Review:** A season after tearing down the roster, the 2022 Falcons exceeded expectations. They won seven games, easily beating their five-win total, but in general were much more competitive than most expected. They displayed a brand of smash mouth football on offense that is contrarian in a pass heavy league. Offensively, they finished 19<sup>th</sup> in EPA, 20<sup>th</sup> on drop backs and 4<sup>th</sup> running the football, but ranked just 30<sup>th</sup> in neutral pass rate. QB Marcus Mariota started the first three quarters of the season and did just enough to keep Atlanta competitive but eventually 3<sup>rd</sup> round pick Desmond Ridder took over. Ridder didn't do much in the final four game to prove that he could be the Falcons' franchise QB, finishing 40<sup>th</sup> in EPA. The only defense where he even generated a positive EPA was in week 18 against Tampa, who sat most of their starters in the 2<sup>nd</sup> half of that game. The Falcons led for a total of 20 minutes out of a possible 150 minutes in the 3.5 games (prior to Brady and rest of starters sitting) for Ridder.

Defensively, Atlanta was awful against the pass, while facing a weak schedule of opposing QBs. When adjusting for opponent, the Falcons ranked last in pass EPA allowed versus expected. The list of QBs faced is astonishing when you consider how poorly the defense played. The list includes Tyler Huntley, Taylor Heinicke, David Blough and PJ Walker twice. It didn't help that the pass rush was non-existent, ranking last in pressure rate.

**Luck Factor:** Atlanta played 13 close games, going 5-8, but that record is misleading. Three of those "close" losses (LAR, TB and BAL) came when the Falcons needed a miracle just to keep those games within one score. Atlanta didn't have more than a 10%-win probability midway through the 4<sup>th</sup> in any of those games. They were trailing by 21 in each of the beginning of the 4<sup>th</sup> quarters against LA and Tampa. There was only one game, the opener vs NO, where the Falcons had a win probability >60% in the 4<sup>th</sup> and lost. That was the only one score loss that they didn't really deserve. Don't let others trick you into thinking that Atlanta was "unlucky" without giving more context.

From an injury perspective, Atlanta went relatively unscathed and their OL, which was ranked top 5 overall by PFF, saw four of their five starters play all 17 games. That's virtually unheard of and it's hard to imagine that can be relied on again. They had the 8<sup>th</sup> healthiest defense and still struggled badly.

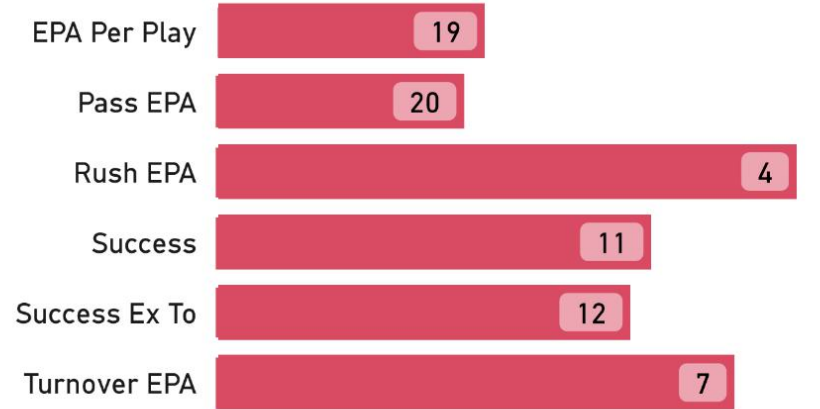
**Schedule Analysis:** Based on my power ratings, I have the Falcons with the 2<sup>nd</sup> easiest strength of opponents this season. I have the Falcons playing six bottom five teams, tied with SF for the most in the NFL, and none inside the top five. In fact, their lone matchup against a team inside my top 10 will be in week 13 against the Jets. It should also be noted, however, that they will have the 4<sup>th</sup> worst net rest differential in the NFL and will be the only team to not have a single game with a positive rest differential against an opponent. They face two teams coming off a bye including versus the Saints when Atlanta is also off a bye. They do have a tough task of playing in London against Jacksonville in week 4 following a road game in Detroit the prior week. Last year, both Seattle and the Saints lost overseas after playing on the road the prior week.

**Offseason:** Atlanta did their best to help a poor defense with seven new potential starters acquired via free agency and trade. While the talent is better, they are relying on older veterans like DT Calais Campbell, an overrated DE Bud Dupree (68<sup>th</sup> among EDGE in pressure rate last year and <10% the last two seasons) and hoping for a resurgence from former top five pick, CB Jeffrey Okudah. They paid up for young Safety Jesse Bates and made nice value signings in DL David Onyemata and LB Kaden Ellis. The defense will be better, but history says relying on older veterans in FA is fools' gold. The good news is it won't take a lot for the Falcons defense to improve from last year.

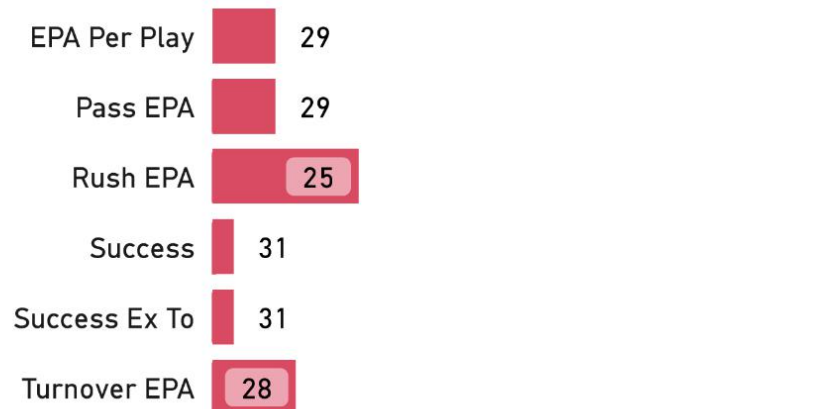
Offensively, the Falcons are trying to patch up their weak WR corps with role player types like Mack Hollins and Scotty Miller and did nothing at QB beside signing backup Taylor Heinicke from Washington. They bypassed improving the pass game in the draft altogether by going all in with their run game and drafting Texas RB Bijan Robinson 8<sup>th</sup> overall. While Robinson is an excellent RB prospect, it's hard to imagine the Falcons will see even better production than what they got last year from unheralded 5<sup>th</sup> round rookie Tyler Allgeier and veteran Cordarelle Patterson, who combined for over 1,700 yards, 4.9 ypc and 11 TDs. It becomes somewhat redundant and to use a top 10 pick on an RB is a head scratching decision.

**2023 Outlook:** Atlanta is clearly a team on the rise but completely forgoing an opportunity to improve their pass game and doubling down on running the football is a tough pill in 2023. The run game, behind excellent scheming of HC Arthur Smith and the #1 PFF graded run blocking OL, posted a +0.04 EPA per play last year. That ranked as 4<sup>th</sup> best in the NFL but in the scheme of things, that EPA is equivalent to the 20<sup>th</sup> ranked pass offense, so how impactful is a great run game really? If the Falcons can get an early lead, then the run will help them close out games, but Ridder didn't show anything to make me think that it will be possible to do that consistently. He doesn't have first round pedigree that other QBs like Jared Goff had after they struggled badly as a rookie. Atlanta can't just bank on this OL being fully healthy again and some outsized performance from the run to make up for major questions at QB. The schedule is very favorable, and they should at least be in most every game. If Ridder steps up and becomes an average starting QB, they can compete for the division but it's a big if. From a ratings perspective I have Atlanta with 8.3 wins, right on their win total.

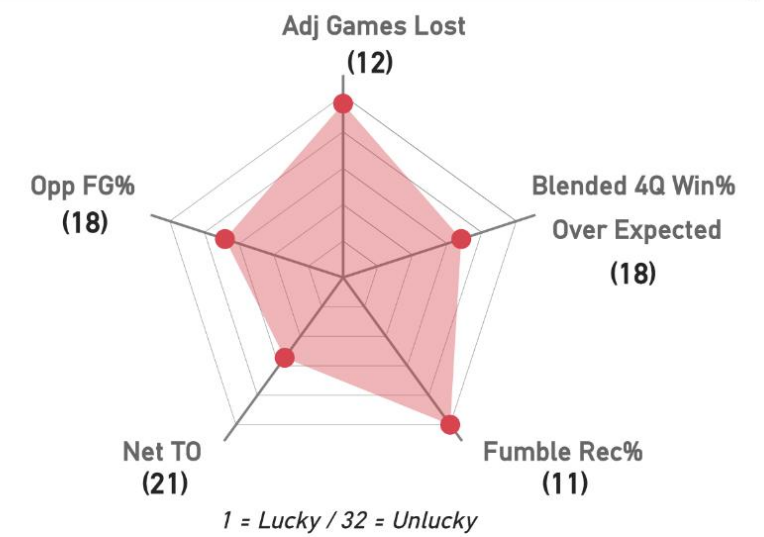
## OFFENSE ADVANCED RANKS



## DEFENSE ADVANCED RANKS



## LUCK FACTOR RANKS



## OL/DL RANKS



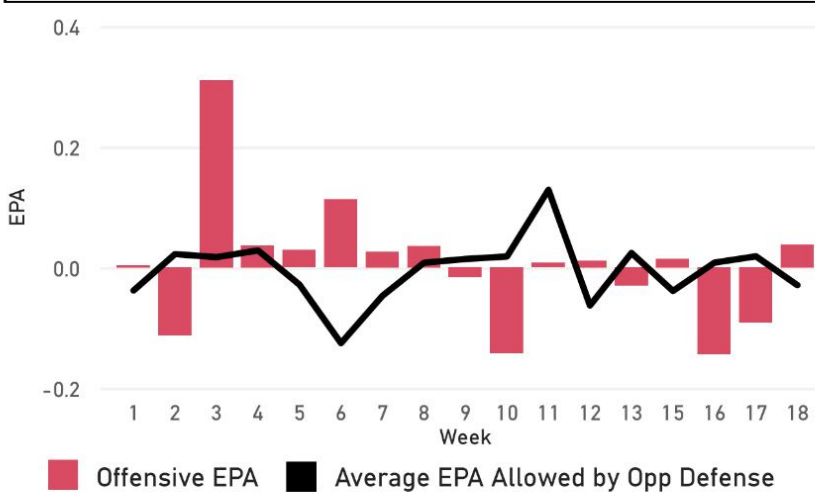
## 2022 SCHEDULE 2023 SCHEDULE

Wk	Opp	Score	Wk	Opp	Spread
1	v	L 26-27	1	v	-3
2	@	L 27-31	2	v	-1
3	@	W 27-23	3	@	+5
4	v	W 23-20	4	@	+4
5	@	L 15-21	5	v	-3
6	v	W 28-14	6	v	-2.5
7	@	L 17-35	7	@	-1
8	v	W 37-34	8	@	+1
9	v	L 17-20	9	v	+1
10	@	L 15-25	10	@	-2.5
11	v	W 27-24	12	v	+1
12	@	L 13-19	13	@	+6.5
13	v	L 16-19	14	v	-3
15	@	L 18-21	15	@	+1
16	@	L 9-17	16	v	-3
17	v	W 20-19	17	@	+2
18	v	W 30-17	18	@	+2.5
SOS		28/32	SOS*		31/32

1 = Hardest Schedule

SOS\* based on TA's power rankings

## OFFENSE EPA vs OPP AVG EPA ALLOWED



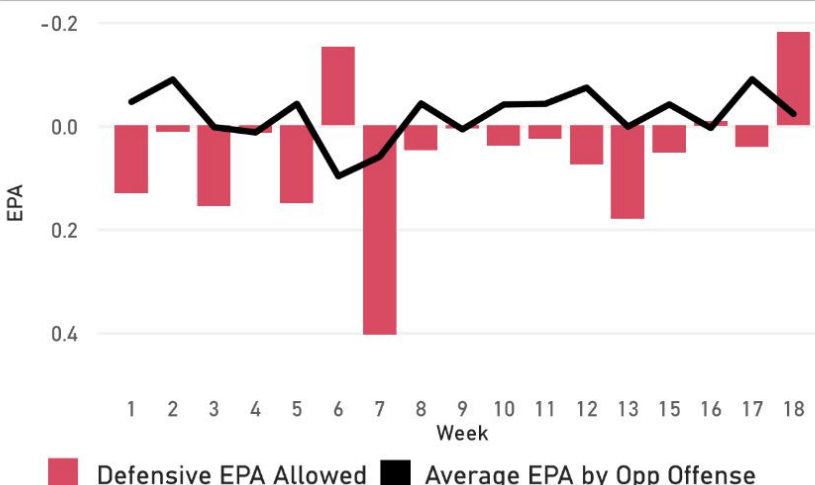
## OFFENSE DEPTH CHART

POS	STARTER	PLAYERS LOST
LWR	Drake London	
RWR	Mack Hollins	
SWR	Scotty Miller	Olamide Zaccheaus
LT	Jake Matthews	
LG	Matthew Bergeron (R)	Elijah Wilkinson
C	Drew Dalman	
RG	Chris Lindstrom	
RT	Kaleb Mcgary	
TE	Kyle Pitts	
QB	Desmond Ridder	
RB	Bijan Robinson (R)	
FB	Keith Smith	

## DEFENSE DEPTH CHART

POS	STARTER	PLAYERS LOST
DE	Calais Campbell	Matt Dickerson
NT	David Onyemata	Anthony Rush
DT	Grady Jarrett	
LOLB	Bud Dupree	
ROLB	Lorenzo Carter	
LCB	A.J. Terrell	
SS	Richie Grant	
FS	Jessie Bates III	
RCB	Jeff Okudah	Casey Hayward
NB	Mike Hughes	Mike Ford
WLB	Kaden Elliss	
MLB	Troy Andersen	Rashaan Evans

## DEFENSE EPA ALLOWED vs OPP AVG EPA





# BALTIMORE RAVENS

DIVISION 2022 REC VEGAS WIN TOTAL '23  
AFC NORTH (10-7) (10.5)

GENERAL MANAGER HEAD COACH  
ERIC DE COSTA JOHN HARBAUGH  
OFFENSIVE COORDINATOR DEFENSIVE COORDINATOR  
TODD MONKEN MIKE MACDONALD

## REVIEW & ANALYSIS

**2022 Season Review:** Oh, what could have been for the 2022 Baltimore Ravens. The Ravens were many sharp bettors' darlings to make a deep run entering the season. The team jumped out to an 8-4 record before QB Lamar Jackson got hurt and ended up missing the rest of the season. Tyler Huntley and Anthony Brown played mop up duty for Jackson and the Ravens ended up losing to Cincinnati in the Wild Card Round after yet another blown opportunity by the Ravens. That heart breaking loss was a perfect depiction of how things went for Baltimore last year. With Lamar in the lineup, Baltimore ranked #1 in the NFL in blended 4<sup>th</sup> quarter win probability and lost all four games by a total of eight points. Baltimore was a top five offense by EPA, with Lamar, and did so against the single toughest schedule of opposing defenses. Without Jackson, the Ravens offense fell to 25<sup>th</sup>. Jackson spent most of the early off season asking for a trade if he didn't get a new contract. The Ravens finally obliged and awarded Lamar with the contract he deserved. In the first eight weeks of the season, the Ravens defense ranked 25<sup>th</sup> in EPA. After acquiring LB Roquan Smith from Chicago, Baltimore finished 5<sup>th</sup> in EPA allowed. Also, something happened late in games where this defense continually would collapse. In the first three quarters of games, the defense ranked #2 in the NFL in EPA allowed but in the 4<sup>th</sup> quarter and OT, ranked last by a mile. They allowed an absurd 7 yards per play, and the most 20-yard plays, in the 4<sup>th</sup> quarter and OT in one score games.


**Luck Factor:** A year after leading the NFL in adjusted games lost to injury, they finished 25<sup>th</sup> in 2022. Beside the devastating loss of Jackson, Baltimore had the top five most injured RB, DL and DB rooms. The Ravens just want to get through a season relatively healthy. Baltimore went 6-5 in one score games but led the NFL by blowing three separate leads where they held an 80%+ win probability deep into the 4<sup>th</sup> quarter. Based on their cumulative 4<sup>th</sup> quarter win probabilities, they were a 10-win team that should have won 12.2 games. Historically, the Ravens look to be in great company as there have been 13 other teams since 2006, with at least nine wins, who found themselves in this basket of the biggest underachievers. 11 of the 13 made the playoffs the following season and 10 went over their win total. The gap between the number of wins versus expected is the widest among the 13 in this grouping. There have been three other similar underachievers and all three not only went over their win total but did so by at least 1.5 games. Two of those three teams were the 2009 NY Jets and 2009 Pittsburgh Steelers who faced each other in the 2010 AFC Championship game. The ball did bounce their way, however, as they recovered both their own and opponent fumbles at a top 10 rate.

**Schedule Analysis:** The schedule for the Ravens is right near league average this season and they do get a chance to start fast with two of their first three games against Houston and Indy. Their toughest stretch is a three-week road trip from weeks 4-6 when they face Cleveland and Pittsburgh and then have to fly to London to take on the Titans. They do not have a bye week following that London game, but since 2000, out of 19 teams that did not have a bye week following a game overseas, 10 covered the spread and the win percentage for those teams versus expected was actually a tiny bit higher. The Ravens only have one game where their opponent has a rest advantage and that is not until week 17 against Miami.

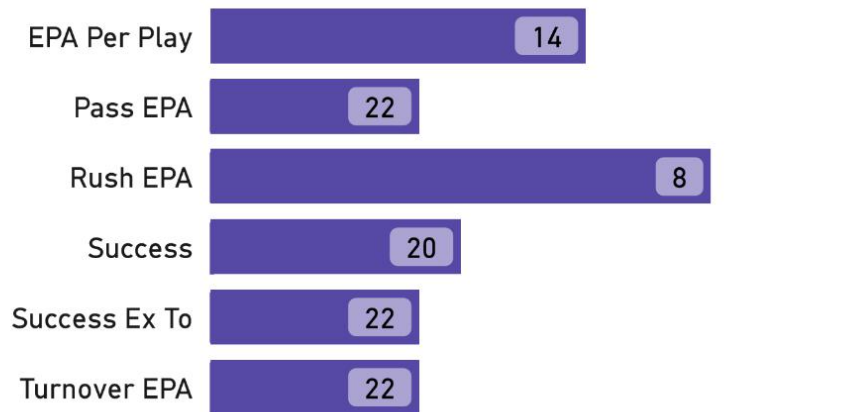
**Offseason:** With Lamar back in the fold for the long term, Baltimore clearly wanted to upgrade the worst position group at WR. They used their 1<sup>st</sup> round pick on BC WR Zay Flowers, signed veteran Nelson Agholar as well as FA Odell Beckham Jr. to help re-shape that group. These three WRs will be added to incumbent #1 WR Rashad Bateman and TE Mark Andrews to, at minimum, turn the receiving group into at worst league average. Outside of the WR position, Baltimore didn't do much personnel wise. Baltimore did make a big coaching hire with the addition of OC Todd Monken from Georgia after letting Greg Roman walk. Monken's vertical passing game and up tempo offense should bring an extra explosive pass play element to a rather stagnant Ravens offense. The Ravens have ranked near the bottom in neutral game pace under old OC Greg Roman. On defense, they added veteran CB Rock Ya-Sin to a 1-year contract to help replace Marcus Peters. Ya-Sin is essentially a league average coverage CB and will at least try and stabilize the #2 CB spot. I would have liked to have seen Baltimore attack the pass rush, that ranked 8<sup>th</sup> lowest in pressure rate. There is still time to re-sign veteran DE Justin Houston but otherwise they will look to improvement from 3<sup>rd</sup> year DE Odafe Oweh and 2<sup>nd</sup> round edge rusher from last year, David Ojabo. They'll need both to step up and make up for Justin Houston's 12 sacks. Ojabo spent last year coming back from an achilles tear in pre-draft workouts.

**2023 Outlook:** While I have concerns about Lamar's ability to stay healthy, as he has missed 10 games the last two seasons, this Ravens team is pretty loaded on offense. I think with the combination of adding real WR help and Monken's vertical passing offense, Baltimore should be difficult to slow down. Defensively, there are holes that need to be addressed like pass rusher and CB depth, but enough pieces are there to still field a solid unit. Things we already are 100% confident on with this Ravens team is that you already know the special teams with Justin Tucker will be excellent and HC John Harbaugh will always be in playoff contention. Baltimore has won at least eight games in 14 of his 15 seasons, including four seasons of 10+ wins in his last five years. The AFC North is loaded but I think the bad luck in those 4<sup>th</sup> quarters last season is masking just how well this team played. My pure power ratings have Baltimore winning 11 games and when you include some positive regression in late games, I like the over 9.5 wins, alternative over and a 20-1 or better SB shot is all in play.

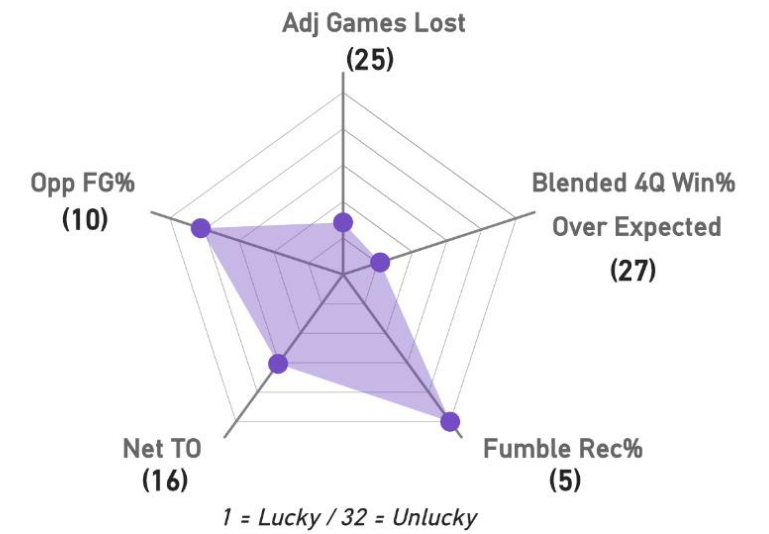
## OFFENSE ADVANCED RANKS



## DEFENSE ADVANCED RANKS



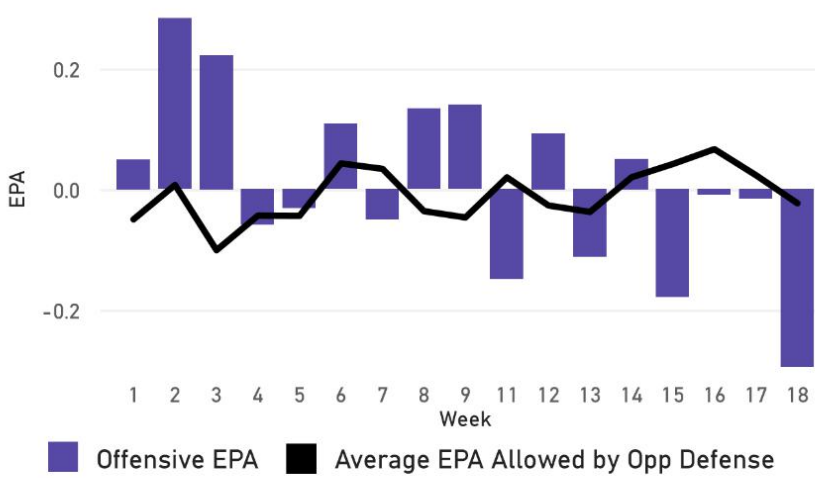
## LUCK FACTOR RANKS



## OL/DL RANKS



## OFFENSE EPA vs OPP AVG EPA ALLOWED



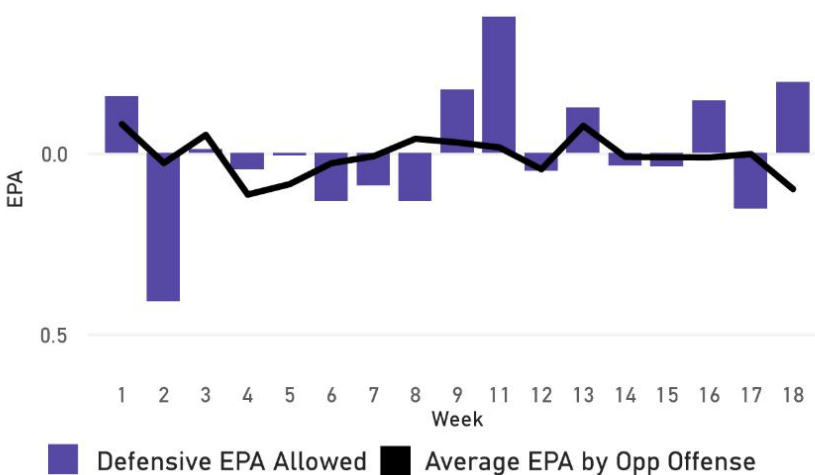
## OFFENSE DEPTH CHART

POS	STARTER	PLAYERS LOST
LWR	Odell Beckham Jr.	
RWR	Rashod Bateman	
SWR	Zay Flowers (R)	
LT	Ronnie Stanley	
LG	Malaesala Aumavae-Laulu (R)	Ben Powers
C	Tyler Linderbaum	
RG	Kevin Zeitler	
RT	Morgan Moses	
TE	Mark Andrews	
QB	Lamar Jackson	
RB	J.k. Dobbins	
FB	Patrick Ricard	

## DEFENSE DEPTH CHART

POS	STARTER	PLAYERS LOST
DE	Justin Madubuike	Calais Campbell
NT	Michael Pierce	
DT	Broderick Washington	
LCB	Rock Ya-Sin	Marcus Peters Chuck Clark
SS	Kyle Hamilton	
FS	Marcus Williams	
RCB	Marlon Humphrey	
NB	Brandon Stephens	
WLB	Patrick Queen	
MLB	Roquan Smith	
RUSH	Odafe Oweh	
SLB	Tyus Bowser	

## DEFENSE EPA ALLOWED vs OPP AVG EPA




## 2022 SCHEDULE vs 2023 SCHEDULE

2022 SCHEDULE			2023 SCHEDULE		
WK	OPP	SCORE	WK	OPP	SPREAD
1	@	W 24-9	1	v	-9
2	v	L 38-42	2	@	+3.5
3	@	W 37-26	3	v	-7
4	v	L 20-23	4	@	+1
5	v	W 19-17	5	@	-1
6	@	L 20-24	6	@	-5.5
7	v	W 23-20	7	v	-3
8	@	W 27-22	8	@	-5.5
9	@	W 27-13	9	v	-3
11	v	W 13-3	10	v	-3
12	@	L 27-28	11	v	+1
13	v	W 10-9	12	@	+2
14	@	W 16-14	14	v	-6.5
15	@	L 3-13	15	@	+1
16	v	W 17-9	16	@	+3
17	v	L 13-16	17	v	-1
18	@	L 16-27	18	v	-3.5

SOS 14/32 SOS\* 14/32  
1 = Hardest Schedule SOS\* based on TA's power rankings





# BUFFALO BILLS

DIVISION 2022 REC VEGAS WIN TOTAL '23  
AFC EAST (13-3) (10.5)

GENERAL MANAGER HEAD COACH  
BRANDON BEANE SEAN MCDERMOTT  
OFFENSIVE COORDINATOR DEFENSIVE COORDINATOR  
KEN DORSEY SEAN MCDERMOTT

## REVIEW & ANALYSIS

**2022 Season Review:** The 2022 Buffalo Bills were as good as any team in the NFL until they met their match in an ugly Divisional Round loss to Cincinnati. This was a top 5 team by virtually every metric (#1 in DVOA, 4<sup>th</sup> in Net EPA) and did so against an above average league schedule. They led the NFL in point differential by a mile and did so in one less game than the rest of most of the NFL, due to the Damar Hamlin injury. After starting the season posting eight straight EPA offensive performances above what their opposing defenses allowed on average, they only managed to clear that hurdle in five of the remaining eight games. Much of that was due to a Josh Allen elbow injury against the Jets in week nine. Allen was 3<sup>rd</sup> in the NFL in EPA the first nine weeks but only 13<sup>th</sup> the rest of the season. They did end up going 13-3, but their 3<sup>rd</sup> worst offensive game by EPA and by far their worst defensive game all season occurred in the playoff loss to the Bengals. The defense was top 10 in yards per play and EPA allowed in the NFL but much of their high ranking was due to beating up on bad offenses. They ranked 4<sup>th</sup> best in the NFL in EPA allowed in games against bottom 10 offenses, 2<sup>nd</sup> defending the pass, but only 16<sup>th</sup> in EPA, 15<sup>th</sup> against the pass, allowed versus opposing top 10 offenses. Even after using multiple top two round picks on Edge rushers as well as signing Von Miller last offseason, the defense was only able to rank middle of the pack in terms of pressure rate and sacks. Miller missed the final two months of the season and even against a banged-up Bengals OL, could not put any pressure on Joe Burrow at all in the Playoff loss.

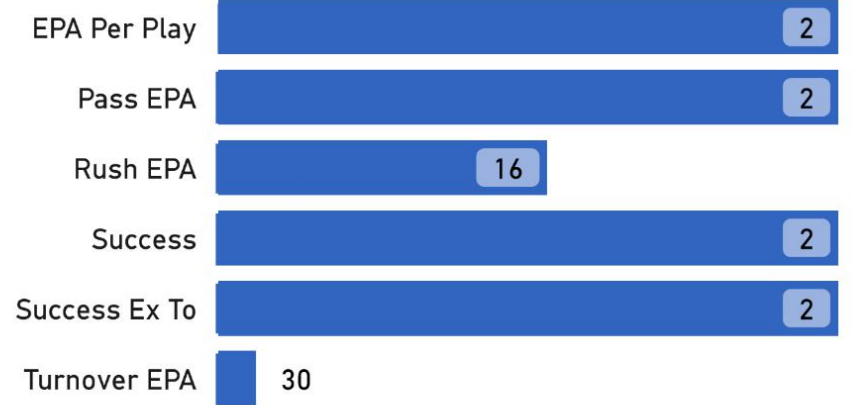
**Luck Factor:** One year after somehow going 0-fer in one score games (0-5), positive regression roared back, and the Bills finished 6-3. In reality, Buffalo was 4-3 in true one score games once you exclude two eight-point wins against Cleveland and the Jets. Both of those teams scored a backdoor TD or FG with under two minutes left but virtually no realistic chance to win. There were only nine games all season where a team had a 90%+ win probability mid-way through the 4<sup>th</sup> quarter and lost. The Bills heartbreaking loss to Minnesota was one of those games and if Allen could just hang on to a routine snap when running out the clock against the Vikings, the Bills record would have been even better. As good as Allen and that offense can be, they turned it over way too often. In fact, they finished with the 2<sup>nd</sup> highest EPA lost due to turnover on offense last season. They also fumbled the 3<sup>rd</sup> most in the NFL on offense and lost the 2<sup>nd</sup> most (13). Allen was particularly pathetic in the red zone as he led the NFL with nine interceptions and the Bills produced the highest rate of drive ending mistakes in the league. What's remarkable is that he also finished with the 4<sup>th</sup> highest rate of dropped interceptions last season with 12. He regressed back to rookie Josh Allen a little bit. The Bills early down defense was excellent, ranking 2<sup>nd</sup> best in EPA allowed, but they allowed the 5<sup>th</sup> highest EPA on 3<sup>rd</sup> and 4<sup>th</sup> downs. It's the single widest gap in the NFL. They also gave up the 3<sup>rd</sup> most 20+ pass completions on 3<sup>rd</sup> downs in the NFL.

**Schedule Analysis:** I have Buffalo with the 2<sup>nd</sup> toughest schedule this season. They face four teams inside my top five and that does not include a much tougher AFC East. Buffalo will need to start hot because the back half of their schedule is BRUTAL. From week nine on they face seven of the top 10 teams in Super Bowl odds, which includes road games in Cincinnati, Philadelphia, Kansas City, Miami and LA (Chargers). Outside of that end of season stretch, Buffalo has to play Jacksonville in London in week 5, which is a huge travel advantage for the Jags as that will be the 2<sup>nd</sup> leg of a back-to-back in London. Following that game, Buffalo will not have a bye week and will instead have to wait until week 13 for that extra rest.


**Offseason:** From a coaching standpoint, the most impactful move in the offseason was the swap of DC Leslie Frazier for HC Sean McDermott, who will now be calling the plays. We will see how different of a voice McDermott's will be from Frazier, but something has to be done to help solve the 3<sup>rd</sup> down issue. On the field, first round TE Dalton Kincaid could help give Allen his version of Travis Kelce. Dawson Knox is just not good enough and Buffalo needed an upgrade from his 31<sup>st</sup> rank among TEs in yards per route, 27<sup>th</sup> in yac/rec with the 4<sup>th</sup> highest drop percentage. As talented as Kincaid is, rookie TEs rarely make a big impact, however. Since 2003, only one rookie TE, Kyle Pitts last year, has posted a season of over 750 receiving yards. I did like the sneaky signing of FA WR Deonte Harty from the Saints. He spent most of 2022 on the IR but his 2021 season was excellent, ranking 5<sup>th</sup> in yards per route and 7<sup>th</sup> in yac/rec. I was disappointed that the Bills did not address their biggest weakness along their OL. LT Dion Dawkins is the only starting OL with a PFF pass block grade above 62 from last year.

**2023 Outlook:** Once again the Bills should be near the top of the AFC. Whenever Allen is back there you will always have a chance at the Super Bowl. The OL really frightens me, and the defense did not get better with any on the field additions, but the regular season version of this Bills team was pretty dominant. They may end up being as good this season as last but with fewer victories due to the difficult schedule. I have Buffalo right at 11 wins, based on my power ratings, but one injury to Allen like last season and the season is completely shot.

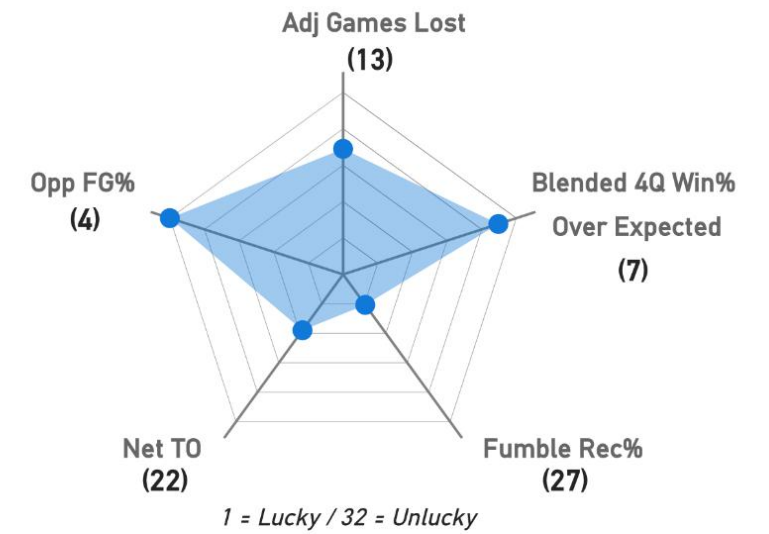
## OFFENSE ADVANCED RANKS



## DEFENSE ADVANCED RANKS



## LUCK FACTOR RANKS



## OL/DL RANKS



## 2022 SCHEDULE 2023 SCHEDULE

WK	OPP	SCORE	WK	OPP	SPREAD
1	@	W 31-10	1	@	-1.5
2	v	W 41-7	2	v	-8
3	@	L 19-21	3	@	-4.5
4	@	W 23-20	4	v	-3.5
5	v	W 38-3	5	v	-3.5
6	@	W 24-20	6	v	-7
8	v	W 27-17	7	@	-3.5
9	@	L 17-20	8	v	-10
10	v	L 30-33	9	@	+1
11	v	W 31-23	10	v	-6
12	@	W 28-25	11	v	-3.5
13	@	W 24-10	12	@	+2.5
14	v	W 20-12	14	@	+3.5
15	v	W 32-29	15	v	-4
16	@	W 35-13	16	@	-1
18	v	W 35-23	17	v	-5.5
			18	@	+1.5

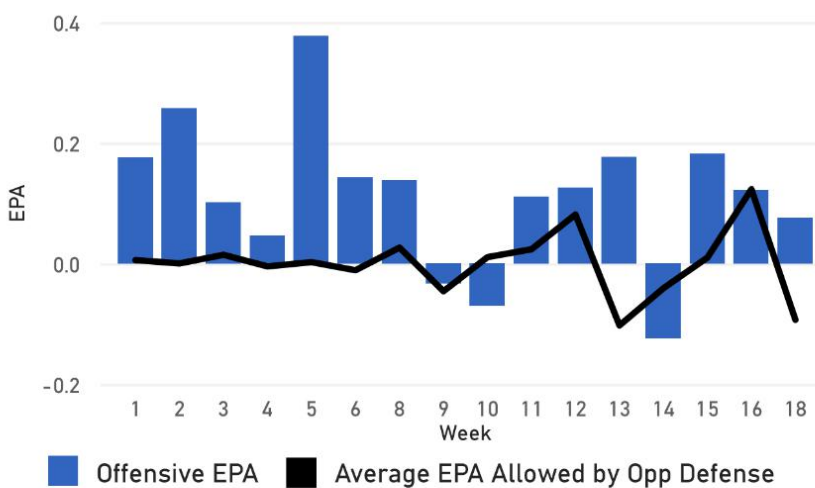
SOS 20/32

SOS\* 2/32

1 = Hardest Schedule

SOS\* based on TA's power rankings

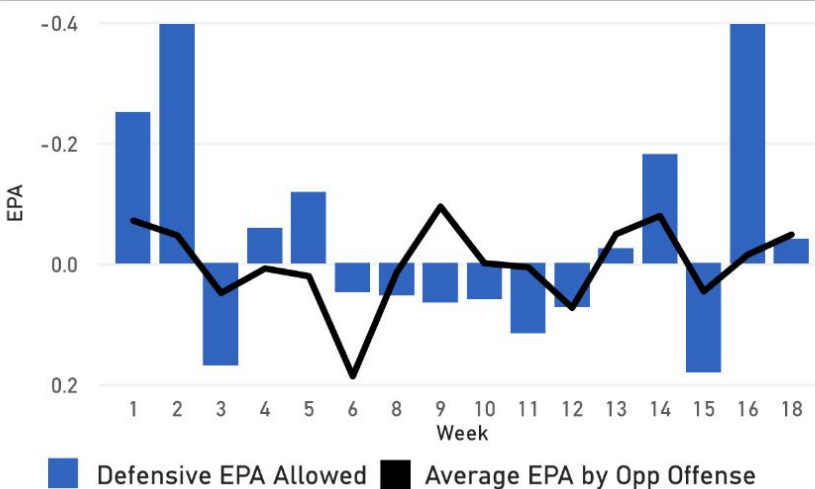
## OFFENSE EPA vs OPP AVG EPA ALLOWED



## OFFENSE DEPTH CHART


POS	STARTER	PLAYERS LOST
LWR	Gabe Davis	
RWR	Stefon Diggs	
SWR	Trent Sherfield	Isaiah Mckenzie
LT	Dion Dawkins	
LG	Connor McGovern	Rodger Saffold
C	Mitch Morse	
RG	Ryan Bates	
RT	Spencer Brown	
TE	Dawson Knox	
QB	Josh Allen	
RB	James Cook	Devin Singletary
FB	Reggie Gilliam	

## DEFENSE EPA ALLOWED vs OPP AVG EPA



## DEFENSE DEPTH CHART

POS	STARTER	PLAYERS LOST
LCB	Tre'davious White	
SS	Jordan Poyer	
FS	Micah Hyde	
RCB	Kaiir Elam	
NB	Taron Johnson	
WLB	Matt Milano	
MLB	Terrel Bernard	Tremaine Edmunds
LDE	Greg Rousseau	
LDT	Daquan Jones	
RDT	Ed Oliver	
RDE	Von Miller	



# CAROLINA PANTHERS

DIVISION 2022 REC VEGAS WIN TOTAL '23  
 NFC SOUTH (7-10) (7.5)

GENERAL MANAGER SCOTT FITTERER HEAD COACH FRANK REICH  
 OFFENSIVE COORDINATOR THOMAS BROWN DEFENSIVE COORDINATOR EJIRO EVERO

## REVIEW & ANALYSIS

**2022 Season Review:** The Panthers started the 2022 season 1-5 with Baker Mayfield as their starting QB, which not only led to the firing of HC Matt Rhule, but they also traded franchise RB Christian McCaffery to the 49ers. Behind interim HC Steve Wilkes and backup QBs PJ Walker and Sam Darnold, they finished the season 6-5 and made a late push to win the NFC South. Wilkes did a nice job turning the season around, but the Panthers went in a different direction and hired Frank Reich as their new HC. The lone bright spot on offense came via the run game, with an underrated OL (9<sup>th</sup> in adjusted line yards created and allowed the 2<sup>nd</sup> lowest number of pressures in the NFL). Carolina ended up 21<sup>st</sup> in EPA on offense but were a top eight team running the football. The Panthers defense was loaded with young talent but had a roller coaster 2022. They finished 17<sup>th</sup> in overall EPA, but also boasted the 10<sup>th</sup> best rate of "elite" performances on defense (rate of games where the defense held an opposing offense to bottom 20<sup>th</sup> percentile outcome). However, against top 10 offenses, Carolina allowed the highest EPA per drop back in the NFL. Joe Burrow produced his 3<sup>rd</sup> best game all season and Jimmy G his best game against this Panthers pass defense. The Panthers lost by a combined 79-36 score in those two games.

**Luck Factor:** Carolina finished 3-5 in one score games but were really 1-4 in actual coin flip games. Who can forget the loss in Atlanta when DJ Moore took off his helmet? That may have cost the Panthers a shot to win the NFC South. There were multiple games (vs NO, vs PIT, at SEA) that only ended as one score due to a late TD or FG with under one minute remaining. Based on their 4<sup>th</sup> quarter win probabilities, Carolina should have won eight games, a slight underperformance relative to expectations. Otherwise, Carolina did not face much bad luck during the season. Carolina stayed relatively healthy (9<sup>th</sup> lowest AGL), recovered the 3<sup>rd</sup> highest rate of fumbles and opponents made the 3<sup>rd</sup> lowest FG % in the NFL.

**Schedule Analysis:** Carolina should face a weak set of opponents this season and I have them with the 3<sup>rd</sup> easiest overall schedule in the NFL. Carolina is expected to face seven QBs who are either rookies or considered bottom tier, tied for 3<sup>rd</sup> most in the NFL. Besides a weak set of divisional opposing QBs, they likely will face rookies Anthony Richardson, CJ Stroud and potentially Will Levis if the Titans struggle early.

The Panthers do have a rough three-game road stretch, from weeks 12-14, one of only five teams in the NFL to face this. Since 2000, teams on the final leg of three straight road games (without a bye) and are underdogs as Carolina would expected to be at New Orleans, are just 44% ATS (-2.5 ATS margin per game) and have only won 26% of those games (30% expected win %). That ATS figure drops to just 40% when the team is an underdog of over 3 points (18% win % vs 25% expected). That is a strong opportunity to fade this Panthers team.


**Offseason:** Clearly the Panthers taking the plunge and trading away multiple picks, along with #1 WR DJ Moore, to move up to take QB Bryce Young was the key move of the offseason. Also adding a proven HC in Reich should make the transition a bit easier for Young. It should also help that the schedule isn't daunting and, when incorporating EPA numbers from last season, Young is expected to face a top five easiest schedule of opposing pass defenses. Of course, as we know, defense is typically very volatile from year to year but on the surface, he shouldn't be facing a tough schedule.

In free agency, Carolina spent on offense, adding veterans Adam Thielen and DJ Chark at WR and Hayden Hurst at TE. The loss of Moore is huge and neither Thielen nor Chark can truly replace him. Thielen, who turns 33 in August, is in a decline. Last year, while seeing opposing teams' #2 & #3 CBs, he finished 115<sup>th</sup> out of 122 receivers in yac vs expected and 88<sup>th</sup> out of 103 WRs in yds/route run. Due to injury, Chark has only been able to play in 15 of 34 games the last two seasons and last year finished 47<sup>th</sup> in yds/route run, Rookie 2<sup>nd</sup> round WR Jonathan Mingo is an intriguing prospect but will likely need to time to make an impact. The Panthers also signed FA Miles Sanders and expect him to be a three down RB. He does have big shoes to fill as he not only needs to take over for McCaffery but D'onta Foreman, who ran for 877 yards (4.6 ypc) in the final 11 games.

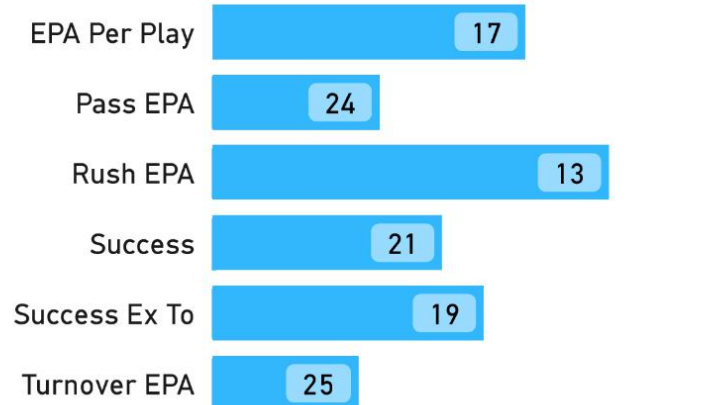
**2023 Outlook:** It's always difficult to project how a team led by a rookie QB will fare but we do have some historical data that may help. Since 2000, there have been 22 top five drafted QBs who started at least eight games in their rookie season. Those teams won 39.8% of their games and only six of those QBs posted a record above .500 in their starts (Tua is the only one since 2012). Just over half of those teams went over their preseason win total. Since 2008, there have been nine top five QBs who have been paired with a new HC, and those teams have gone 5-2-1 (63%) to the over on their win total. It is important to note, though, that with a win total currently at 7.5 juiced to the over, this is the highest win total for any top five drafted QB in my database.

I believe Young's size is a real issue, and he doesn't possess the quickness to escape the pocket like other small QBs in Russell Wilson and Kyler Murray. While I think he can eventually find his way in the pocket, comparing him to someone like Drew Brees is unfair, considering the Chargers went 10-18 his first three seasons and he threw more INTs than TDs. That doesn't necessarily help Carolina in 2023. Young won't have strong weapons around him and considering Thielen's age and Chark's inability to stay healthy, this could end up being a bad offense. The schedule is easy enough and the defense talented enough for the Panthers to stay in most games, but the market has already priced this in with an inflated win total. I think Carolina is a 6-7 win team.

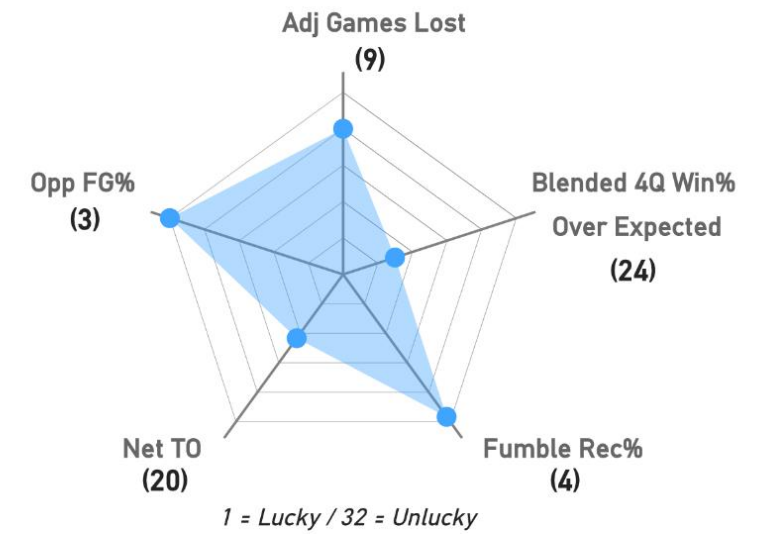
## OFFENSE ADVANCED RANKS



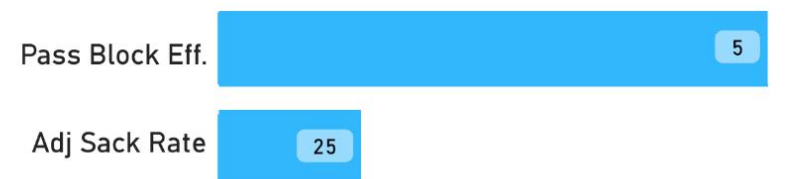
## DEFENSE ADVANCED RANKS



## LUCK FACTOR RANKS



## OL/DL RANKS



## 2022 SCHEDULE vs 2023 SCHEDULE

2022 SCHEDULE			2023 SCHEDULE		
WK	OPP	SCORE	WK	OPP	SPREAD
1	v	L 24-26	1	@	+3
2	@	L 16-19	2	v	+1
3	v	W 22-14	3	@	+4
4	v	L 16-26	4	v	+1.5
5	v	L 15-37	5	@	+5
6	@	L 10-24	6	@	+7
7	v	W 21-3	8	v	-3
8	@	L 34-37	9	v	-2.5
9	@	L 21-42	10	@	+2
10	v	W 25-15	11	v	+3.5
11	@	L 3-13	12	@	+1
12	v	W 23-10	13	@	+1
14	@	W 30-24	14	@	+3.5
15	v	L 16-24	15	v	-1
16	v	W 37-23	16	v	+1
17	@	L 24-30	17	@	+5
18	@	W 10-7	18	v	-2.5

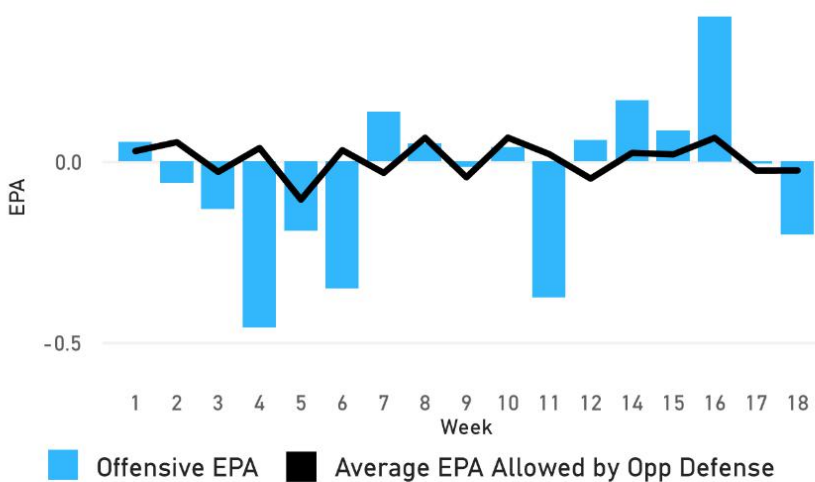
SOS 26/32

SOS\* 30/32

1 = Hardest Schedule

SOS\* based on TA's power rankings

## OFFENSE EPA vs OPP AVG EPA ALLOWED



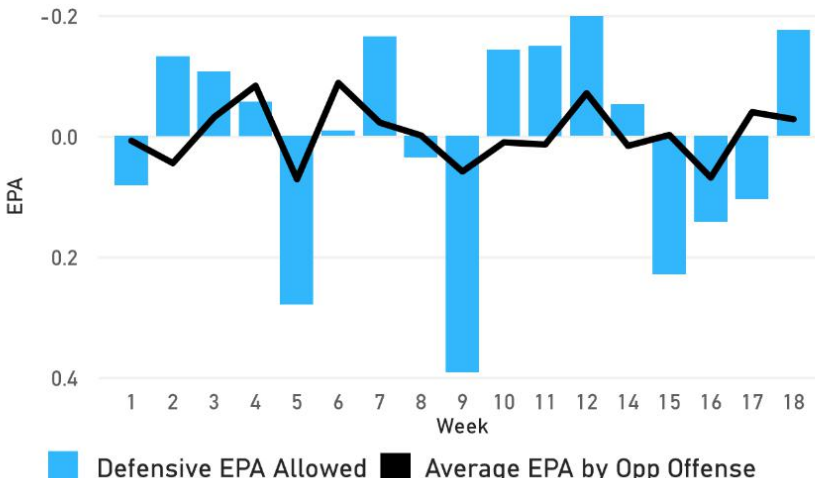
## OFFENSE DEPTH CHART

POS	STARTER	PLAYERS LOST
LWR	Terrace Marshall Jr.	Dj Moore
RWR	Dj Chark Jr.	Robbie Anderson
SWR	Adam Thielen	
LT	Ikem Ekwonu	
LG	Brady Christensen	
C	Bradley Bozeman	
RG	Austin Corbett	
RT	Taylor Moton	
TE	Hayden Hurst	
QB	Bryce Young (R)	Pj Walker
RB	Miles Sanders	D'Onta Foreman

## DEFENSE DEPTH CHART

POS	STARTER	PLAYERS LOST
DE	Deshawn Williams	
NT	Shy Tuttle	
DT	Derrick Brown	
LOLB	Yetur Gross-Matos	
LILB	Shaq Thompson	
RILB	Frankie Luvu	
ROLB	Brian Burns	
LCB	Jaycee Horn	
SS	Vonn Bell	Juston Burris
FS	Xavier Woods	Myles Hartsfield
RCB	Donte Jackson	
NB	Jeremy Chinn	

## DEFENSE EPA ALLOWED vs OPP AVG EPA





# CHICAGO BEARS

DIVISION 2022 REC VEGAS WIN TOTAL '23  
 NFC NORTH (3-14) (7.5)

GENERAL MANAGER HEAD COACH  
 RYAN POLES MATT EBERFLUS  
 OFFENSIVE COORDINATOR DEFENSIVE COORDINATOR  
 LUKE GETSY ALAN WILLIAMS

## REVIEW & ANALYSIS

**2022 Season Review:** 2022 was expected to be a rebuild season for Chicago after hiring HC Matt Eberflus, trading Khalil Mack to reset their cap situation and stockpile draft picks. They ended up 3-14 but were much more exciting than many expected, thanks mainly to Justin Fields' legs. Fields did not progress much as a passer (36<sup>th</sup> out of 41 QBs in PFF pass grade with 4<sup>th</sup> highest turnover worthy play %) but he was absolutely electric on the ground. He ran for over 1,100 yards (6<sup>th</sup> in yards/game), 8 TDs and an absurd four rushes of over 50 yards. Unfortunately, that was the only bright spot all season for the Bears who lost five games by 20+ points.

Their defense was utterly atrocious, finished last by a mile in EPA and 31<sup>st</sup> in explosive pass percentage allowed. After they traded LB Roquan Smith and DE Robert Quinn, prior to week 8, the bottom completely fell out for the defense. They gave up an EPA per drop back of +0.337 from that point forward, which was +0.203 more than the 31<sup>st</sup> ranked team. That was equivalent to the same gap as #31 and #4 Chargers! Chicago also finished with a league low 20 sacks on the season.

**Luck Factor:** As mentioned above, the Bears were blown out a lot last season but also went 1-7 in true one score games. Chicago lost four games by one score where they had the ball with under 3 minutes left but committed a turnover to end it. Using season long blended 4<sup>th</sup> quarter win probabilities, the Bears were the biggest underachievers of any team in the NFL. They were a three-win team that should have won closer to six games. Since 2000, there have been 20 similarly underachieving teams and 19 of those teams increased their wins the next season, by an average of 3.5 wins. There's no question that the Bears will likely win more games, it's just a matter of how many more.

What's interesting is, although they fumbled at the 2<sup>nd</sup> highest rate in the NFL, they recovered those fumbles at the 4<sup>th</sup> highest rate. Their opponents also made FGs at the 2<sup>nd</sup> worst rate in the NFL and kickers only made two of five attempts of 50+ yards against them. It really could have been much worse of a season if not for some of that good fortune.

Chicago is coming off a season where they faced maybe the toughest schedule in the NFL. This is after preseason expectations had them with a top five easiest schedule going into the season based on win totals. Not only did their opponents end up with the highest win percentage in the league but they led the NFL with 12 opponents going over their win total. They are the only team where their opponents averaged a full win over expected (1.26).

**Schedule Analysis:** This season, the schedule looks much more manageable as they get a last place schedule. I have their schedule ranked 6<sup>th</sup> easiest based on my team ratings. KC is the only sure fire top 10 level opponent that they'll face all season with the Chargers, Browns and Lions as the next toughest opponents.


The Bears have the 2nd largest net rest of any team in the league and have a 3+ day rest advantage against three division opponents (MIN, DET 2x). They don't face a negative rest advantage in any game this season and their bye follows their only MNF appearance. In the month of December, the Bears could also enjoy a weather advantage as they face three dome teams at home- Detroit, Arizona and Atlanta.

**Offseason:** The Bears had the most money to spend in free agency and they signed likely new starters in G Nate Davis, RB D'Onta Foreman on offense and DE Demarcus Walker, DT Andrew Billings, LB T.J. Edwards and LB Tremaine Edmunds on defense. The biggest moves came in the draft as they traded the #1 pick for starting WR DJ Moore and multiple picks from Carolina which led to drafting Tackle Darnell Wright from Tennessee in round one. Davis hasn't been a great pass blocker in his young career, as last season was his first with a PFF pass block grade above a 53, and is generally better in the run game. But at least the Bears are finally trying to fortify the OL as they can add these two players to the surprise of last season, LT Braxton Jones. In his rookie season, Jones was graded as a top 10 run blocking Tackle and top 45 in pass blocking by PFF. But the big move in adding Moore to go along with Chase Claypool and Darnell Mooney at least gives Fields a chance with real weapons outside. The Bears are hoping that Moore unlocks Fields' passing like AJ Brown did for Jalen Hurts. It remains to be seen if that is possible but the excuses are gone.


I wish the Bears would have addressed the pass rush and secondary more than they did in the offseason. They finished last in sacks but didn't sign or draft anyone besides Walker to help the pass rush. Walker had eight sacks last year but only an above average pressure rate. He also benefitted from a dominant Titans defensive front and will now have to be the man in Chicago. I am not sure he can do it. They did use a 2<sup>nd</sup> round pick on Miami CB Tyrique Stevenson, otherwise, the Bears didn't add anyone to the secondary. He is a good athlete but also was a high risk, high reward CB in college.

**2023 Outlook:** Including only teams who won at least three games the prior season, Chicago is one of six teams since 2000, with an over/under win total of 4.5 wins more than they won the prior year. The over hit in two of those cases but most of those win totals were inflated purely because of a major QB injury the prior year. This 7.5-win total is already factoring positive close game regression, an easier schedule and assumed Fields' progression. While I think the Bears will certainly be better, just adding Moore is not a guarantee to make Fields a good passing QB. Add in that Fields' running greatly increases his injury risk, and the Bears season could get derailed quickly. The defense is still likely bottom 10 in the league and combined with my questions with Fields and I just can't jump on the sleeper bandwagon. They are likely 7ish win team to me.

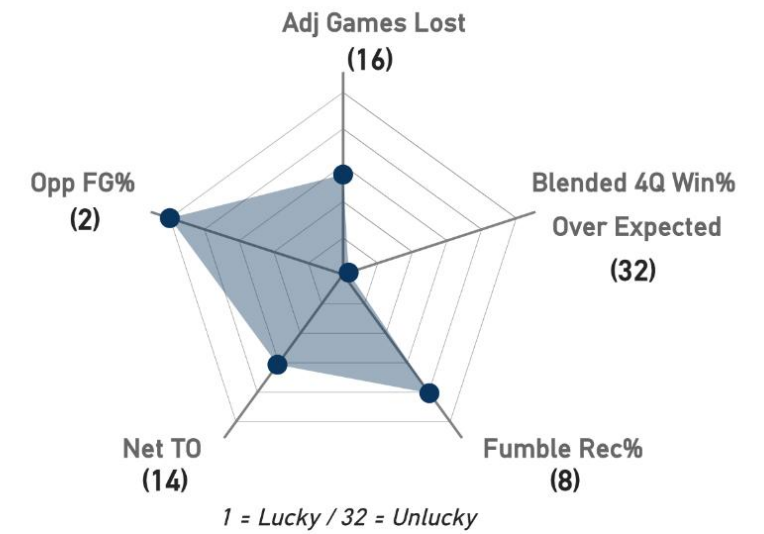
## OFFENSE ADVANCED RANKS



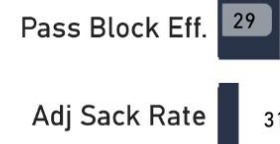
## DEFENSE ADVANCED RANKS



## LUCK FACTOR RANKS



## OL/DL RANKS



## 2022 SCHEDULE vs 2023 SCHEDULE

2022 SCHEDULE			2023 SCHEDULE		
WK	OPP	SCORE	WK	OPP	SPREAD
1	v	W 19-10	1	v	-3
2	@	L 10-27	2	@	-1.5
3	v	W 23-20	3	@	+9.5
4	@	L 12-20	4	v	+1.5
5	@	L 22-29	5	@	+1.5
6	v	L 7-12	6	v	+1
7	@	W 33-14	7	v	-1
8	@	L 29-49	8	@	+5.5
9	v	L 32-35	9	@	+2.5
10	v	L 30-31	10	v	-2
11	@	L 24-27	11	@	+5
12	@	L 10-31	12	@	+3.5
13	v	L 19-28	14	v	+1.5
15	v	L 20-25	15	@	+3.5
16	v	L 13-35	16	v	-4.5
17	@	L 10-41	17	v	-2
18	v	L 13-29	18	@	+2

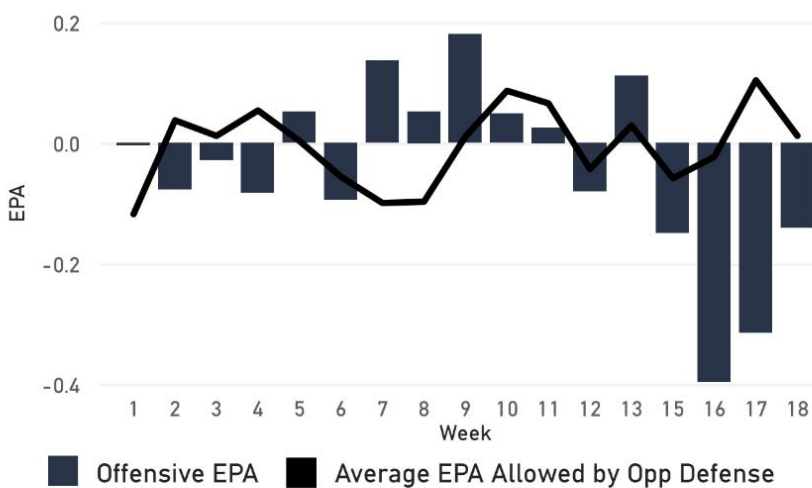
SOS 1/32

SOS\* 27/32

1 = Hardest Schedule

SOS\* based on TA's power rankings

## OFFENSE EPA vs OPP AVG EPA ALLOWED



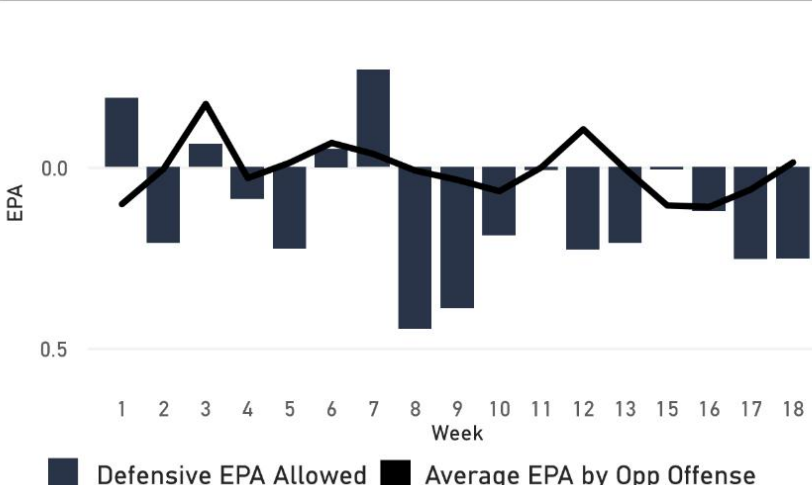
## OFFENSE DEPTH CHART

POS	STARTER	PLAYERS LOST
LWR	Dj Moore	
RWR	Chase Claypool	
SWR	Darnell Mooney	
LT	Braxton Jones	
LG	Teven Jenkins	
C	Cody Whitehair	
RG	Nate Davis	
RT	Darnell Wright (R)	Riley Reiff
TE	Cole Kmet	
QB	Justin Fields	
RB	Khalil Herbert	David Montgomery
FB	Khari Blasingame	

## DEFENSE DEPTH CHART

POS	STARTER	PLAYERS LOST
NT	Andrew Billings	
DT	Justin Jones	
LCB	Jaylon Johnson	
SS	Jaquan Brisker	
FS	Eddie Jackson	
RCB	Tyrique Stevenson (R)	
NB	Kyler Gordon	
WLB	T.J. Edwards	Roquan Smith
MLB	Tremaine Edmunds	Nicholas Morrow
SLB	Jack Sanborn	
LDE	Demarcus Walker	
RDE	Travis Gipson	

## DEFENSE EPA ALLOWED vs OPP AVG EPA





# CINCINNATI BENGALS

DIVISION 2022 REC VEGAS WIN TOTAL '23  
AFC NORTH (12-4) (11.5)

GENERAL MANAGER  
DUKE TOBIN

HEAD COACH  
ZAC TAYLOR

OFFENSIVE COORDINATOR  
BRIAN CALLAHAN

DEFENSIVE COORDINATOR  
LOU ANARUMO

## REVIEW & ANALYSIS

**2022 Season Review:** The Bengals were one win away from an improbable back-to-back Super Bowl run. After going 12-4, Cincinnati beat Baltimore and then demolished Buffalo to get to the AFC Championship, before losing to eventual Super Bowl winner in Kansas City. To put into perspective how impressive their 27-10 Divisional round win against the Bills was, it was the first time in 27 games that Buffalo lost by more than six points. Cincinnati has been blowout proof the last two years and with WR Ja'mar Chase in the lineup, the Bengals have gone a remarkable 23 straight games without losing by more than three points. Joe Burrow was awesome again in leading the Bengals to a top five offensive ranking. They did their best work against the best defenses they faced, with the 2<sup>nd</sup> best passing EPA against top 10 pass defenses. Defensively, DC Lou Anarumo continues to work his magic. Even with a defensive lineup that isn't loaded with talent, the Bengals finished 7<sup>th</sup> in success rate and 8<sup>th</sup> in EPA allowed. What's interesting is they were consistently solid but rarely dominant. They ranked 7<sup>th</sup> in EPA but generated just a 13% elite rate (rate of opposing offenses with an EPA in the 20<sup>th</sup> percentile or worse), 29<sup>th</sup> in the NFL.


**Luck Factor:** This Bengals team had very little go against them in 2022. Outside of a short stretch where Chase missed four games, the Bengals were a very healthy regular season team for the 2<sup>nd</sup> straight season. Burrow, Tee Higgins, Tyler Boyd and their entire starting OL missed a grand total of one game in the regular season. The injury regression did eventually hit them in the playoffs, when four starting OL got hurt. The Bengals went 5-3 in one score games and outperformed their actual wins by 1.7 games, based on 4<sup>th</sup> quarter win probabilities. Since 2000, only eight of 23 teams that won between 10-13 games and overachieved at a similar level as the Bengals, won double digits again the next season. Those teams on average won 2.4 games less the next year. They were one of two teams (LAC the other) that finished ahead of the league average in every one of my luck categories. This a year after finishing inside the top 19 in all but one luck category. Eventually, Cincinnati will not be catching a regular season full of good fortune.

**Schedule Analysis:** Last year, the Cincinnati defense faced a league high seven backup QBs. The Bengals saw 42% of the drop backs taken by opponents that came from either backups or QBs ranked 30<sup>th</sup> or worse in EPA, the highest rate in the league. Cincinnati avoided Lamar Jackson in week 18 and their Wildcard game, knocked out Tua early in their regular season matchup against the Dolphins and also were fortunate to face QBs like PJ Walker, Joe Flacco, Cooper Rush and Mitch Trubisky. As a whole, I have the Bengals with an above average schedule coming up in 2023. The AFC North should be the toughest division in the league, and they also have to face Buffalo, Kansas City and San Francisco out of division. The Bengals do play four primetime games and another on a Saturday late in the year. There is one interesting scheduling spot where they would have a perceived large rest advantage, in week 8 when they travel to SF. The Bengals are coming off their bye while the Niners are off a MNF game. The market clearly pays attention to a large rest advantage but since 2000, in this same exact scenario, those teams like the Bengals off a bye are just 18-30 ATS (38%) with a win percentage of just 37%. For whatever reason, the big rest advantage hasn't actually helped the perceived more rested team.


**Offseason:** The only, but biggest move in free agency this offseason came with the signing of LT Orlando Brown. Orlando has been a steady Tackle in his career and is an upgrade from Jonah Williams who will move to RT. Williams is replacing La'el Collins who was a complete bust last season. The Bengals did lose RB Samaje Perine to the Broncos and he was a high quality #2 RB/3<sup>rd</sup> down back. Cincinnati will rely on rookie 5<sup>th</sup> round pick Chase Brown and 3<sup>rd</sup> year man Chris Evans to spell Joe Mixon. On defense, Cincinnati lost three starters in the secondary including a big one at Safety, with the loss of Jessie Bates. They also lost CB Eli Apple and Safety Vonn Bell. They are replacing both starting Safeties with Nick Scott from the Rams and elevating last year's 1<sup>st</sup> round pick, Daxton Hill. This is a major drop off in both experience and pass coverage as Scott graded out 121<sup>st</sup> out of 123 qualified Safeties in PFF coverage grade last year while Hill was 97<sup>th</sup> as a rookie. Scott graded poorly in coverage the prior two seasons as well. Hill spent most of his time last year in the slot in coverage so is more of a hybrid than anything else. I did like their first-round selection in this year's draft of edge rusher Myles Murphy from Clemson. That was more a luxury pick than a need, but you can't go wrong focusing on young, athletic players at a premium position like pass rusher. He's just not likely to move the needle too much in 2023.

**2023 Outlook:** The Bengals will always field a top five level offense whenever Burrow and Chase are playing. If those two are healthy, to go with an upgrade at Tackle with Brown, this team will be able to compete for the AFC. As long as Anarumo is still around, the Bengals defense should continue to outperform their talent level. However, this will be his biggest test with all of the defections in the secondary. The division and schedule are demanding enough to make things interesting and at some point, the Bengals will see some of their good fortune turn against them. This is still a contender, but I do not see good value in playing over such a high win total or to win the Super Bowl. Since 2000, there have been 92 teams with a win total of 10.5 or higher and only 46% went over. If you exclude the Tom Brady Patriots teams, the over has hit only 40%. You need an elite QB and obviously Burrow could be that guy to feel comfortable backing. The Bengals will always be a contender with Burrow but my power ratings have the Bengals winning 10.8 games.

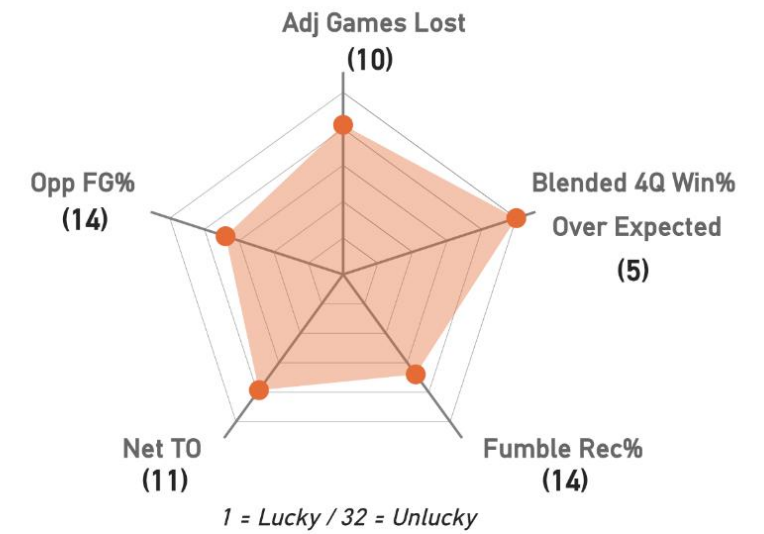
## OFFENSE ADVANCED RANKS



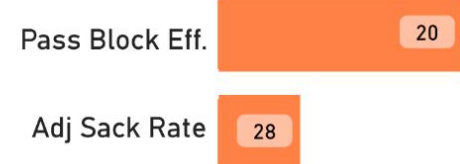
## DEFENSE ADVANCED RANKS



## LUCK FACTOR RANKS



## OL/DL RANKS



2022 SCHEDULE			2023 SCHEDULE		
WK	OPP	SCORE	WK	OPP	SPREAD
1	v	L 20-23	1	@	-2.5
2	@	L 17-20	2	v	-3.5
3	@	W 27-12	3	v	-7.5
4	v	W 27-15	4	@	-4.5
5	@	L 17-19	5	@	-7.5
6	@	W 30-26	6	v	-4.5
7	v	W 35-17	8	@	+1
8	@	L 13-32	9	v	-1
9	v	W 42-21	10	v	-9.5
11	@	W 37-30	11	@	-1
12	@	W 20-16	12	v	-4.5
13	v	W 27-24	13	@	-1
14	v	W 23-10	14	v	-9
15	@	W 34-23	15	v	-5
16	@	W 22-18	16	@	-2.5
18	v	W 27-16	17	@	+3
			18	v	-3.5

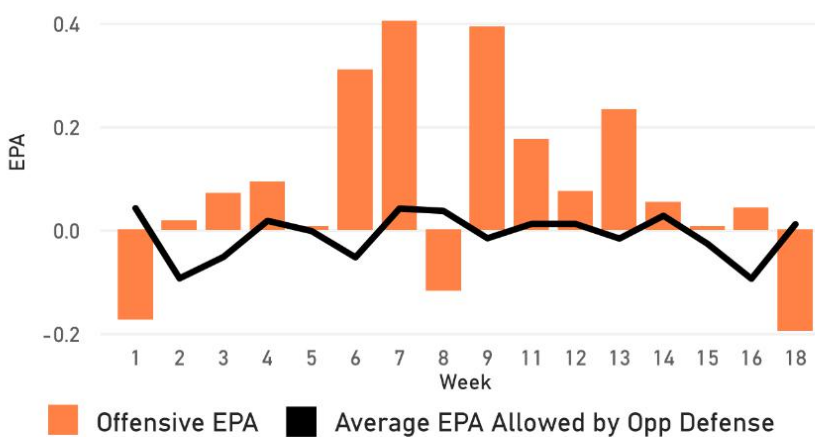
SOS 17/32

SOS\* 11/32

1 = Hardest Schedule

SOS\* based on TA's power rankings

## OFFENSE EPA vs OPP AVG EPA ALLOWED



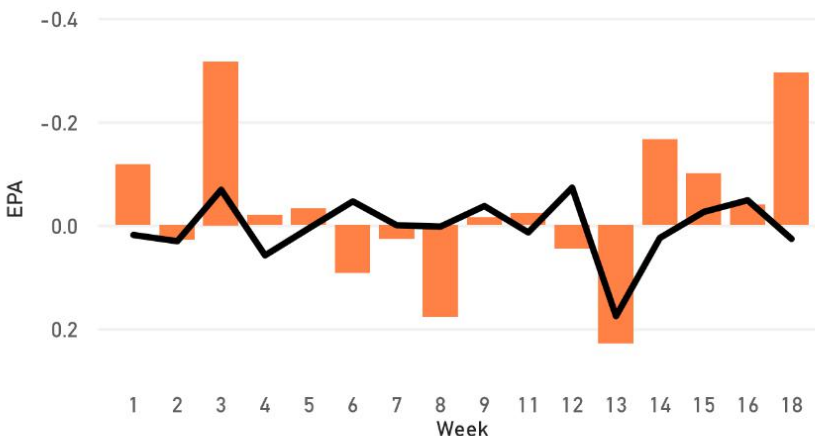
## OFFENSE DEPTH CHART

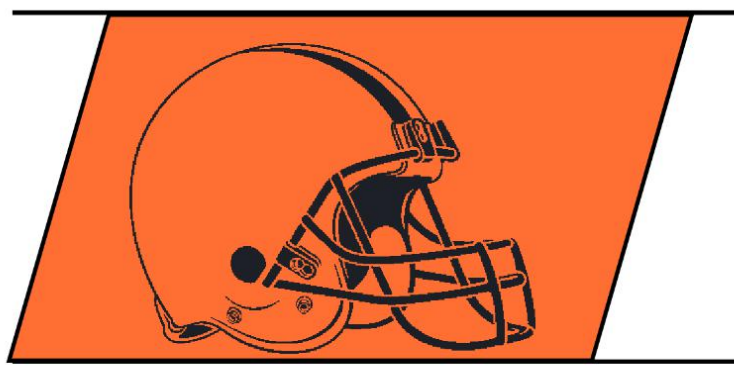
POS	STARTER	PLAYERS LOST
LWR	Ja'marr Chase	
RWR	Tee Higgins	
SWR	Tyler Boyd	
LT	Orlando Brown Jr.	
LG	Cordell Volson	
C	Ted Karras	
RG	Alex Cappa	
RT	Jonah Williams	
TE	Irv Smith Jr.	Hayden Hurst
QB	Joe Burrow	
RB	Joe Mixon	

## DEFENSE DEPTH CHART

POS	STARTER	PLAYERS LOST
NT	Dj Reader	
DT	B.J. Hill	
LCB	Cam Taylor-Britt	Eli Apple
SS	Dax Hill	Vonn Bell
FS	Nick Scott	Jessie Bates Iii
RCB	Chidobe Awuzie	
NB	Mike Hilton	
WLB	Germaine Pratt	
MLB	Logan Wilson	
LDE	Sam Hubbard	
RDE	Trey Hendrickson	

## DEFENSE EPA ALLOWED vs OPP AVG EPA





# CLEVELAND BROWNS

DIVISION 2022 REC VEGAS WIN TOTAL '23  
AFC NORTH (7-10) (9.5)

GENERAL MANAGER ANDREW BERRY HEAD COACH KEVIN STEFANSKI  
OFFENSIVE COORDINATOR ALEX VAN PELT DEFENSIVE COORDINATOR JIM SCHWARTZ

## REVIEW & ANALYSIS

**2022 Season Review:** The Browns spent most of the 2022 off season awaiting the fate of QB Deshaun Watson. Once his 11-game suspension was announced, Jacoby Brissett stepped into the starter role and delivered, finishing 10<sup>th</sup> in EPA per drop back in leading the Browns to the 6<sup>th</sup> best EPA offense in the NFL. They were also 4<sup>th</sup> in drive success rate that excluded drives that ended in a turnover. Their issue is 10% of their drives that started in their own territory ended badly (ie. TO, loss of downs or missed FG), 5<sup>th</sup> most in the league.

Watson came in week 13 and looked as rusty as you would imagine, although the team went 3-3 in his starts. He was awful against HOU in his debut and finished the season 26<sup>th</sup> in EPA and 28<sup>th</sup> in ypa. One of his games, vs NO, was played in 30+ MPH wind gusts and below freezing temps. If you strip out that game, in impossible throwing conditions, his EPA jumps to 21<sup>st</sup> and ypa from 6.5 to 7.0. Also, his 51% success rate against both Cincinnati and Baltimore ranked as the 3<sup>rd</sup> highest and 4<sup>th</sup> highest success rates given up all season by those teams. Watson ended up facing five top 12 defenses in his six starts, according to DVOA, and for the season the Browns offense faced the most difficult schedule of opposing defenses. There weren't a ton of bright spots but enough that it was far from a complete disaster.

A porous defense that ranked 31<sup>st</sup> in EPA allowed, 32<sup>nd</sup> against the run, held Cleveland back from making the Playoffs. They were the only defense in the NFL to not produce a single "elite" performance against the run (holding an opposing run offense to a bottom 20<sup>th</sup> percentile EPA performance). The Browns gave up the highest 1st down rate and most TDs (4) of any defense in the NFL on 3rd and 10+. This was a common theme for DC Joe Woods, who was dismissed following the season.

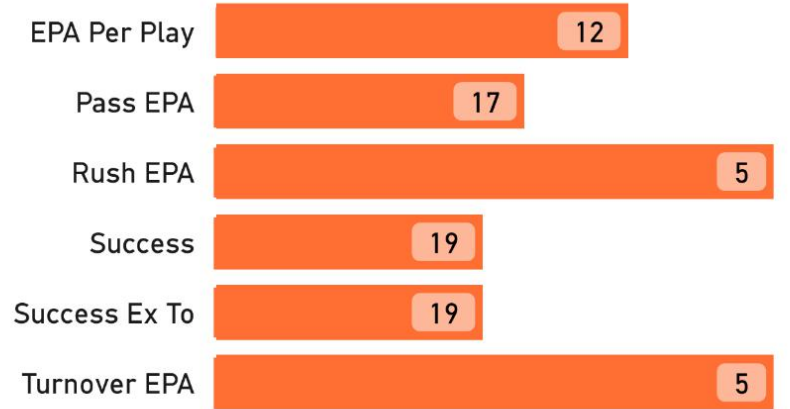
**Luck Factor:** The Browns couldn't catch many breaks when it came to fumble luck. One year after finishing 29<sup>th</sup> in recovery rate, they finished last at 36%. They were the only team in the NFL to finish in the bottom six in recovery rate on both sides of the ball. Opposing FG kickers also went 4/4 on kicks over 52 yards and all four occurred in a one score loss. Cleveland's 2-6 one score record ranked 2<sup>nd</sup> worst in the NFL and what would a Browns season be without some heart breakers They went 1-4 in games decided by three or less and incredibly lost in week two to the Jets 31-30, after taking a 13-point lead with 1:55 remaining. They only won one game (vs TB) where they had less than a 50%-win probability mid-way through the 4<sup>th</sup> quarter.

**Schedule Analysis:** Cleveland faced a top 10 difficult schedule last year and 11 of their opponents exceeded their preseason win total, 3<sup>rd</sup> most in the NFL. This year the Browns are expected to face a league average schedule. Cleveland have at least a one-day rest advantage against three opponents, are disadvantaged only one time all year (week 3 vs TEN) and don't play any teams who are coming off a bye week. Starting after week 2, the Browns will be at home for 33 days, the 2<sup>nd</sup> longest of any team this season. Their toughest schedule spot is likely in week 8 when they travel to SEA one week after playing in IND. Since 2000, teams playing in SEA off a road game the prior week are just 19-28 ATS (40%), with a -4.7 ATS margin, and 10-38 straight up (21%).

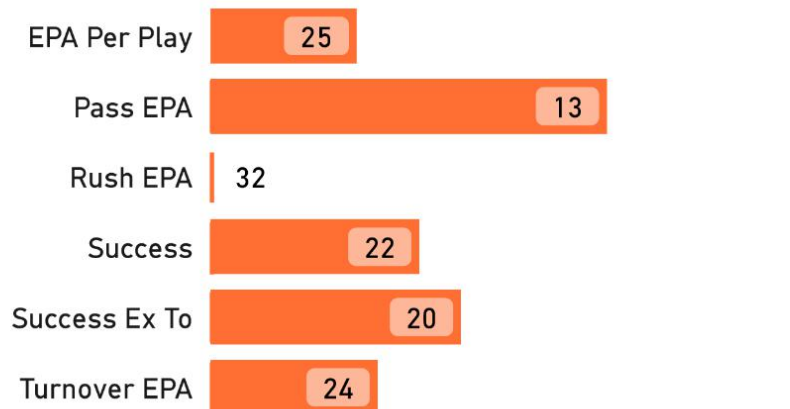
**Offseason:** I am not sure any team filled as many holes this off season as the Browns. They added speed and depth at WR (traded for Elijah Moore, signed Marquise Goodwin and drafted Cedric Tillman), grabbed two proven pass rushers opposite Myles Garrett (Z'Darius Smith and Obo Okorowoko), beefed up the DL to help improve one of the worst run defenses in NFL history (Dalvin Tomlinson) and added an athletic young FS (Juan Thornhill). They will be marrying those defensive upgrades with the addition of new DC Jim Schwartz. In his last two stops as DC (6 seasons with BUF and PHI), Schwartz' defenses have finished inside the top 14 in lowest success rate allowed in each season, including five seasons inside the top eight. In 2016, his first season with the Eagles as DC, Philly finished 17<sup>th</sup> in defending the run after finishing 32<sup>nd</sup> in 2015. The Browns would absolutely take that level of improvement in year one. In the Garrett, Smith, Okorowoko pass rush trifecta, Cleveland now employs three guys who last year all ranked in the top seven most double-teamed edge rushers, top 14 in PFF pass rush grade and top 30 in pressure rate. Moore ranked top 15 in separation per target with the Jets last year, but awful QB play hurt his output. His speed and quickness will really help the Browns.

**2023 Outlook:** Your opinion on how the Browns season in 2023 will go is likely strongly correlated to your opinion on Watson. If you think what he showed at the end of last season is more indicative of what we will see this year, then you likely won't think the Browns will even sniff the Playoffs. If, like me, you are willing to put those six games and 170 attempts in context and put more stock in his prior 1700+ attempts and 54 games, then you think there is clear upside for the Browns. From 2017-2020, Watson ranked 8<sup>th</sup> in EPA and 6<sup>th</sup> in success rate out of 64 qualified QBs. He is only 27 years old and there are virtually no examples of a perennial top 10 QB falling off a cliff in their 20s. The Browns roster, especially at premium positions, stacks up with the best teams in the league. HC Kevin Stefanski is excellent from a decision-making perspective (#2 among all HCs in +EV 4<sup>th</sup> down decisions since 2020, according to rbsdm.com) and has already shown he can lead a top 10 offense with backup level QBs in Baker Mayfield and Jacoby Brissett. There's no reason Cleveland offense can't be elite with Watson, Nick Chubb and a top 10 OL. The Browns are a dark horse SB contender and plus money on over 9.5 wins is excellent value.

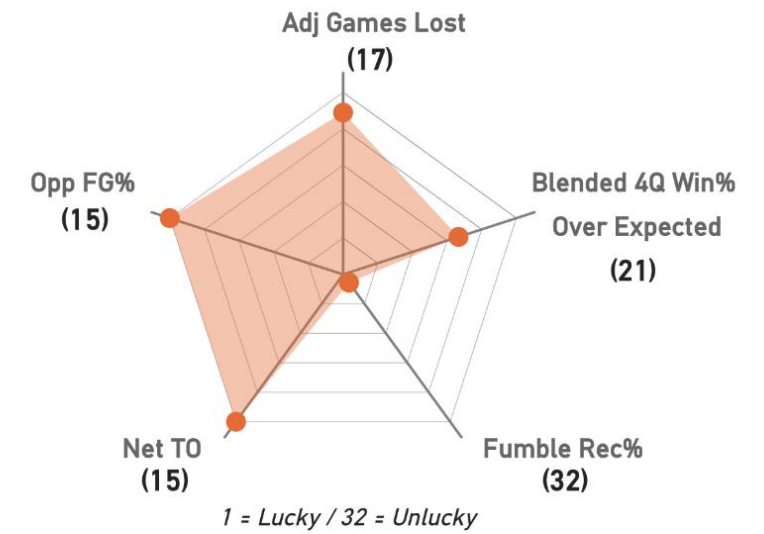
## OFFENSE ADVANCED RANKS



## DEFENSE ADVANCED RANKS



## LUCK FACTOR RANKS



## OL/DL RANKS



## 2022 SCHEDULE 2023 SCHEDULE

2022 SCHEDULE			2023 SCHEDULE		
WK	OPP	SCORE	WK	OPP	SPREAD
1	@	W 26-24	1	v	+2.5
2	v	L 30-31	2	@	+1
3	v	W 29-17	3	v	-4.5
4	@	L 20-23	4	v	-1
5	v	L 28-30	6	v	+1
6	v	L 15-38	7	@	-3
7	@	L 20-23	8	@	+2
8	v	W 32-13	9	v	-7
10	@	L 17-39	10	@	+3
11	@	L 23-31	11	v	-1.5
12	v	W 23-17	12	@	+1
13	@	W 27-14	13	@	-1.5
14	@	L 10-23	14	v	-1
15	v	W 13-3	15	v	-3.5
16	v	L 10-17	16	@	-4
17	@	W 24-10	17	v	+1
18	@	L 14-28	18	@	+3.5

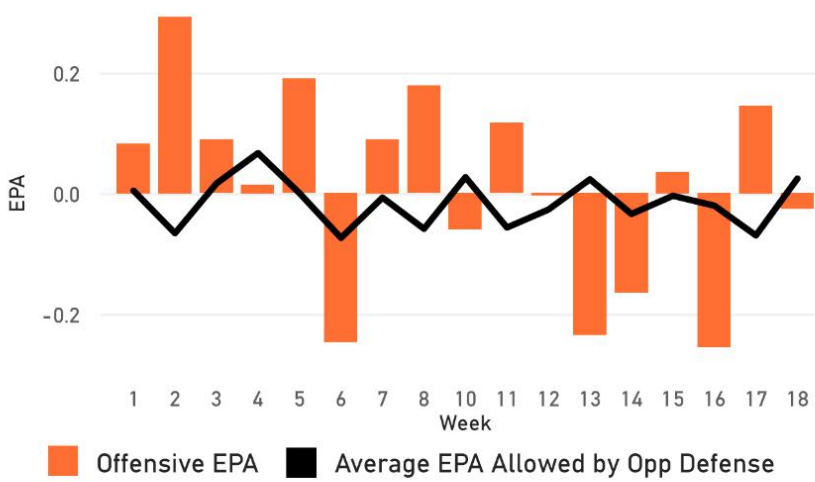
SOS 9/32

SOS\* 17/32

1 = Hardest Schedule

SOS\* based on TA's power rankings

## OFFENSE EPA vs OPP AVG EPA ALLOWED



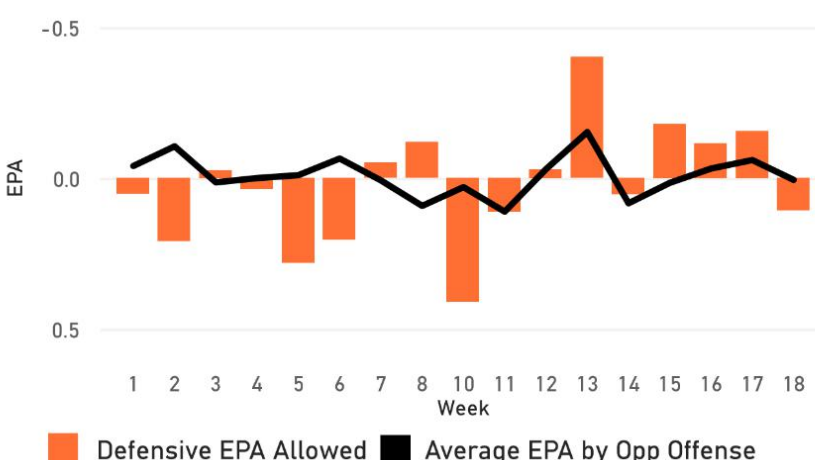
## OFFENSE DEPTH CHART


POS	STARTER	PLAYERS LOST
LWR	Amari Cooper	
RWR	Donovan Peoples-Jones	
SWR	Elijah Moore	
LT	Jedrick Wills Jr.	
LG	Joel Bitonio	
C	Ethan Pocic	
RG	Wyatt Teller	
RT	Jack Conklin	
TE	David Njoku	
QB	Deshaun Watson	
RB	Nick Chubb	

## DEFENSE DEPTH CHART

POS	STARTER	PLAYERS LOST
LCB	Denzel Ward	
SS	Grant Delpit	
FS	Juan Thornhill	John Johnson Iii
RCB	Martin Emerson Jr.	
NB	Greg Newsome II	
WLB	Jeremiah Owusu-Koramoah	
MLB	Anthony Walker Jr.	
LDE	Myles Garrett	
LDT	Jordan Elliott	
RDT	Dalvin Tomlinson	Taven Bryan
RDE	Za'Darius Smith	Jadeveon Clowney

## DEFENSE EPA ALLOWED vs OPP AVG EPA





# DALLAS COWBOYS

DIVISION 2022 REC VEGAS WIN TOTAL '23  
NFC EAST (12-5) (9.5)

GENERAL MANAGER HEAD COACH  
JERRY JONES MIKE MCCARTHY  
OFFENSIVE COORDINATOR DEFENSIVE COORDINATOR  
BRIAN SCHOTTENHEIMER DAN QUINN

## REVIEW & ANALYSIS

**2022 Season Review:** Dallas was one of the more well-rounded teams in 2022 and finished 12-5. They ranked top five in both EPA run and pass defense while finishing top 12 in both run and pass offense. Dak Prescott finished as the league's 9<sup>th</sup> best QB by EPA and 3<sup>rd</sup> best in success rate. If you eliminated turnovers, Dak was the 4<sup>th</sup> best QB by EPA. Unfortunately, Dak led the NFL in INTs, and his late season struggles with interceptions helped end the Cowboys season. He threw two interceptions in a game six times in the final 11 games. Dallas dominated Tampa in the Wildcard round before falling to San Francisco in the 2<sup>nd</sup> round of the playoffs.

It was an unfortunate end for Dak as he was excellent for most of the season. Three times (vs MIN, NYG and PHI) he posted the highest EPA that any of those defenses allowed all season to a QB. That was tied for the most of any QB and he did it in only 12 starts. Dallas finished #1 in redzone TD% and Dak completed passes at the 2<sup>nd</sup> highest rate in the league (67.2%) in the scoring zone. His highs were very high last season.

The defense was once again attacking (#1 in pressure rate) and opportunistic. A year after leading the NFL in EPA gained from defensive turnovers, the Cowboys finished 3<sup>rd</sup> in 2022. Although the pass defense ranked 4<sup>th</sup> in EPA allowed, they were just 14<sup>th</sup> in success rate. That gap in rank was the largest of any pass defense in the league and likely due to all the sacks and turnovers forced. There was a stretch from weeks 14-18 where the Cowboys pass defense ranked 29<sup>th</sup> following an injury to starting CB Anthony Brown. Kelvin Joseph, one of the worst coverage CBs last season in the NFL, got torched and really hurt the defense. The CB position lacked depth and it showed late in the season.

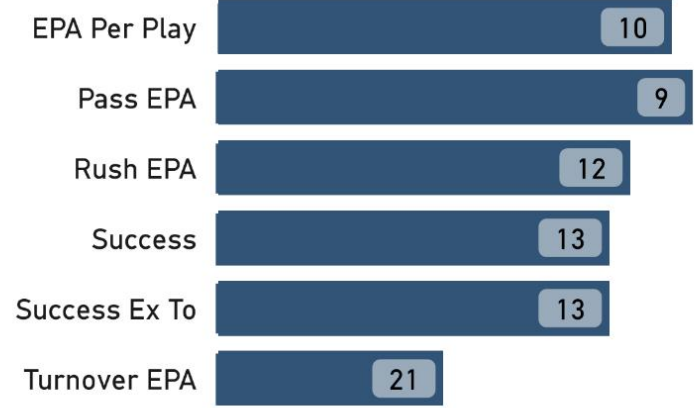
**Luck Factor:** Although Dak led the NFL in interceptions, there was some bad luck involved. According to PFF, his 4% turnover-worthy play rate was better than 11 other QBs. The gap between his TWP and actual turnovers was one of the smallest in the NFL. His backup, Cooper Rush, saw the opposite when it came to turnover luck in the five starts after Dak got hurt. Dallas went 4-1, but he ranked 36<sup>th</sup> in PFF grade, only threw for 6.5 ypa and had the 3<sup>rd</sup> highest TWP% of any QB in the league. Although Dak couldn't catch many breaks, the Cowboys saw the ball bounce their way a lot last year. Not only did the Cowboys fumble the lowest number of times on offense, but they recovered those fumbles at the 6<sup>th</sup> highest rate. On defense, the Cowboys forced the most fumbles in the regular season, at 24, and recovered those fumbles at the highest rate in the NFL (66.7%). Dallas finished 5-2 in one score games and it's the 2<sup>nd</sup> straight year they won over 60% of their close games. The Cowboys and Chiefs are the only teams in the NFL to win over 60% of their one score games in each of the last two seasons. Only one of their close wins was a backdoor finish, when the Giants scored a TD with eight seconds left to cut the final deficit to eight on Thanksgiving. But they won two close games they really shouldn't have (27-23 vs HOU and 40-34 vs Gardner Minshew and PHI). Dallas had less than a 35%-win probability in both games midway through the 4<sup>th</sup> quarter.

**Schedule Analysis:** Dallas is coming off a season where they played a slightly easier than league average schedule but faced the 2<sup>nd</sup> highest percentage of drop backs from QBs who were either backups or ranked 30<sup>th</sup> or worse in EPA (41.7%). This includes the final two games of the regular season where they faced Josh Dobbs and Sam Howell. They do have to play at SF on MNF then at LAC the following week, but they get a bye after the Chargers game. They also get the benefit of staying at home for three straight between weeks 12-14. This year, their schedule is very top and bottom heavy but in general it's close to league average in aggregate.

**Offseason:** The Cowboys were very active this offseason and at the top of the list was letting OC Kellen Moore go and inexplicably replacing him with Brian Schottenheimer. Schottenheimer has never been considered a great offensive mind and will be tough to replace an OC for an offense that has finished top six in the NFL twice under Moore, including #1 in the red zone in 2022. Dallas played at the fastest neutral game pace in the NFL last year, while Schottenheimer oversaw one of the slowest offenses in his stint in Seattle. HC Mike McCarthy wants to reportedly play slower in order to keep his defense from getting tired. If they try and run more often, at least they'll be do so with the explosive RB Tony Pollard and not Ezekiel Elliot, whose 3.8 ypc is no longer on the team. Pollard was 3<sup>rd</sup> in percentage of runs over 15 yards and 3<sup>rd</sup> in yards after contact last season. Dallas did make a big move on each side of the ball to try and help put this team over the top. They traded for veterans WR Brandin Cooks and CB Stephon Gilmore. Cooks is a solid vet WR, who should serve as an excellent outside WR while CeeDee Lamb moves all over the field. His catchable target rate with Davis Mills throwing to him was criminally low and obviously he will have more quality opportunities in Dallas. Gilmore still graded out as the 6<sup>th</sup> best coverage CB by PFF last year and will be a great complement to Trevon Diggs.

**2023 Outlook:** On paper, I think Dallas is the best team in the NFC. The only thing holding them back, in my opinion, is potential incompetence from McCarthy and Schottenheimer. This has the makings of another top 10 offense if Dak is allowed freedom to throw the ball down the field and they push the tempo. With Micah Parsons in the mix this defense is always going to be tough to attack and they helped solve a weakness at the #2 CB spot with the Gilmore addition. I like Dallas to come out of the NFC and could be an 12-13 win team. Over 11.5 in the alternative wins market is something I would strongly consider.

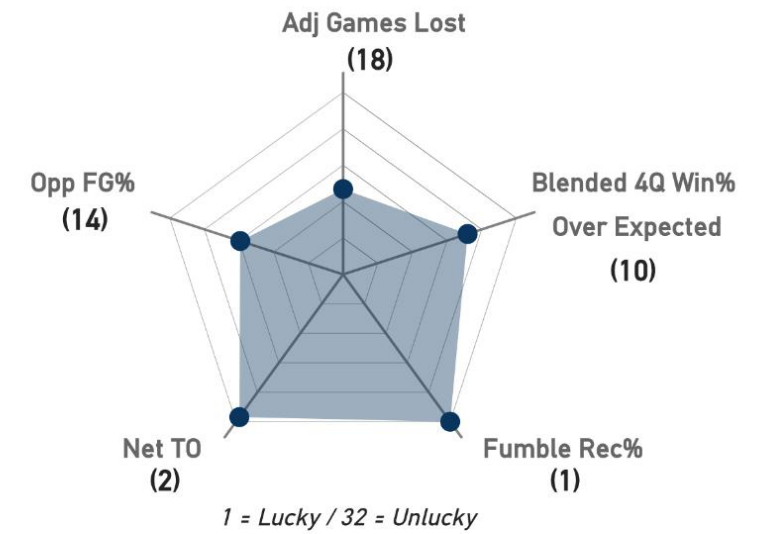
## OFFENSE ADVANCED RANKS



## DEFENSE ADVANCED RANKS



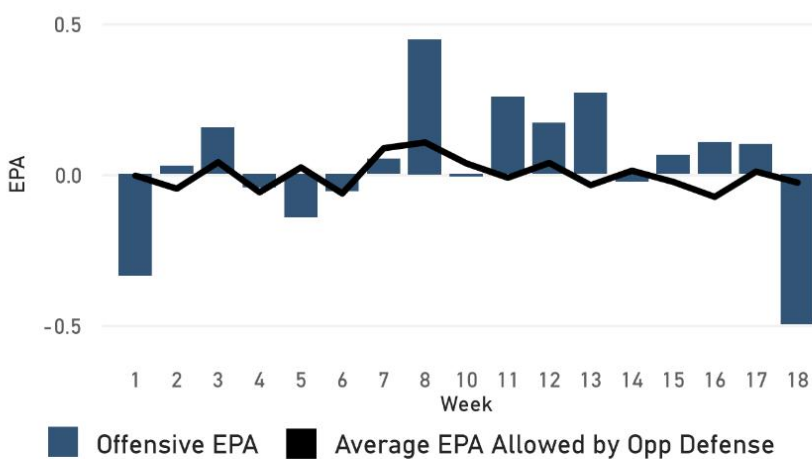
## LUCK FACTOR RANKS



## OL/DL RANKS



## OFFENSE EPA vs OPP AVG EPA ALLOWED



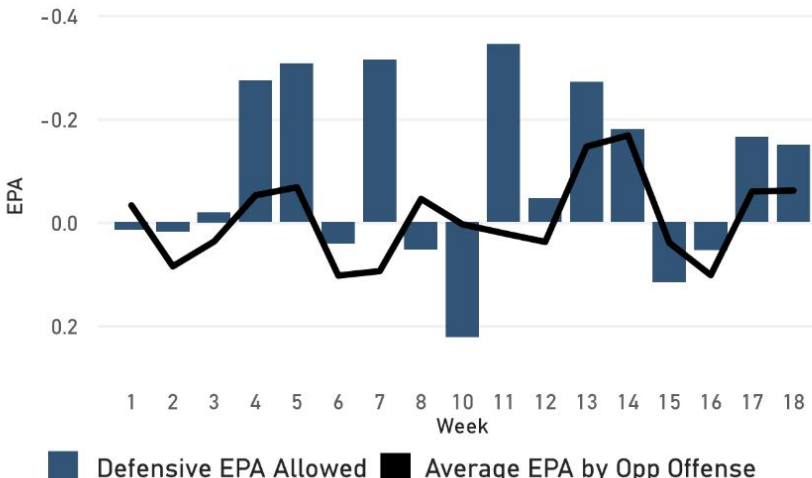
## OFFENSE DEPTH CHART

POS	STARTER	PLAYERS LOST
LWR	Michael Gallup	
RWR	Brandin Cooks	
SWR	Ceedee Lamb	Noah Brown
LT	Tyron Smith	
LG	Tyler Smith	
C	Tyler Biadasz	
RG	Zack Martin	
RT	Terence Steele	
TE	Jake Ferguson	
QB	Dak Prescott	
RB	Tony Pollard	
FB	Hunter Luepke	

## DEFENSE DEPTH CHART

POS	STARTER	PLAYERS LOST
DE	Demarcus Lawrence	
NT	Mazi Smith (R)	
DT	Osa Odighizuwa	
LCB	Stephon Gilmore	
SS	Donovan Wilson	
FS	Malik Hooker	
RCB	Trevon Diggs	
NB	Jourdan Lewis	
WLB	Damone Clark	
MLB	Leighton Vander Esch	
LEO	Micah Parsons	

## DEFENSE EPA ALLOWED vs OPP AVG EPA



## 2022 SCHEDULE

WK	OPP	SCORE
1	v	L 3-19
2	v	W 20-17
3	@	W 23-16
4	v	W 25-10
5	@	W 22-10
6	@	L 17-26
7	v	W 24-6
8	v	W 49-29
10	@	L 28-31
11	@	W 40-3
12	v	W 28-20
13	v	W 54-19
14	v	W 27-23
15	@	L 34-40
16	v	W 40-34
17	@	W 27-13
18	@	L 6-26

## 2023 SCHEDULE

WK	OPP	SPREAD
1	@ NY	-3.5
2	v JET	-2.5
3	@ ARI	-7
4	v WAS	-4.5
5	@ SF	+2.5
6	@ MIA	+1
8	v DEN	-7
9	@ PIT	+3
10	v NY	-5.5
11	@ BAL	-3.5
12	v W	-6
13	v CIN	-3.5
14	v IND	-1
15	@ WAS	+4
16	@ TEN	+1.5
17	v CAR	-3.5
18	@ W	-3

SOS 17/32

SOS\* 14/32

1 = Hardest Schedule

SOS\* based on TA's power rankings



# DENVER BRONCOS

DIVISION AFC WEST 2022 REC (5-12) VEGAS WIN TOTAL '23 (8.5)

GENERAL MANAGER GEORGE PATON HEAD COACH SEAN PAYTON  
 OFFENSIVE COORDINATOR JOE LOMBARDI DEFENSIVE COORDINATOR VANCE JOSEPH

## REVIEW & ANALYSIS

**2022 Season Review:** In an offseason with real Super Bowl aspirations, there was no bigger disaster in the NFL last season than the Denver Broncos. After trading for QB Russell Wilson and hiring Nathaniel Hackett as HC, the Broncos season went south in a hurry and Denver finished 5-12. Hackett couldn't even make it through one full season before he was fired. In one of many brain-dead decisions, he sent out his kicker to attempt a 64-yard FG in the opener in Seattle instead of going for it on 4<sup>th</sup> and 5 with 20 seconds left. In comes new HC Sean Payton and renewed hope that last season was an aberration for Wilson and this franchise.

Wilson wasn't just a disappointment, he was awful. What's scary is that he will turn 35 years old soon and we are seeing his ability to make plays out of the pocket diminish. Against one of the easier schedules of opposing pass defense faced, Russ finished 25<sup>th</sup> in EPA and 29<sup>th</sup> in PFF grade among 31 qualified QBs. 11 of his 15 starts produced an EPA below opposing pass defenses allowed on average. He also took the 2<sup>nd</sup> highest percentage of sacks in the NFL and his pressure to sack % was a career high 27% after never being above 20% in a season. Even more disturbing was his PFF grade from a clean pocket, which is a typically more stable metric. He posted a career low 73 grade from a clean pocket (30<sup>th</sup> in NFL) after routinely posting 90+ grades. He had a hard time evading pressure but even when kept clean he really struggled. The only saving grace for Denver last year was a defense that was 6<sup>th</sup> in yards per play and 9<sup>th</sup> in EPA allowed.

**Luck Factor:** Denver had the worst injury luck in the NFL last year. They finished with the most adjusted games lost at WR and RB while ten different OL started a game for Denver last season. This makes it four straight years finishing as one of the top 10 most injured teams in the league.

Denver was 4-9 in one score games, 0-3 in OT, and saw opponents make the 2<sup>nd</sup> highest FG percentage against them (39/41). They scored 16 points or less in seven of their nine close losses with four losses coming by 3 or less. Denver is now 5-14 (26%) in one score outcomes the last two seasons, the 2<sup>nd</sup> worst mark in the NFL. Using blended 4<sup>th</sup> quarter win probabilities, the Broncos should have won seven games last year.

**Schedule Analysis:** Last year, Denver played one of the easier schedules in the NFL, including every team drafting two through seven. This season I have them facing the 10<sup>th</sup> toughest schedule. The good news is that they have a shot to get out of the gates in a hurry as they face Las Vegas and Washington at home to start the season followed by a trip to Chicago in week four. They should be favored in three of their first four games.

The Broncos will be one of a five teams that have to play three straight road games this season and it occurs the latest of any of those teams (Weeks 13-15 at HOU, LAC, DET). That final road game, at Detroit, will be especially difficult and it kicks off at 1pm EST. Since 2000, teams on the final leg of three straight road games (without a bye), and are underdogs, are just 44% ATS (-2.5 ATS margin per game) and have only won 26% of those games (30% expected win %).

**Offseason:** The Payton hire is likely the biggest upgrade of any hire in the league. We have seen him maximize limited offensive personnel, like he did in his final season with the Saints, when he took a squad led by QBs Trevor Simien, Jameis Winston, Taysom Hill and Ian Book, with Marquez Callaway, as the #1 WR to the 14<sup>th</sup> ranked DVOA offense and nine wins. Surprisingly, Denver spent the most on free agents (\$255M) than any other team in the NFL. Every team who has spent the most on free agents the last six seasons has improved their win total by at least three games and on average over five games. Last year, the Jags spent the most and won nine games the season after going 3-14 in 2021.

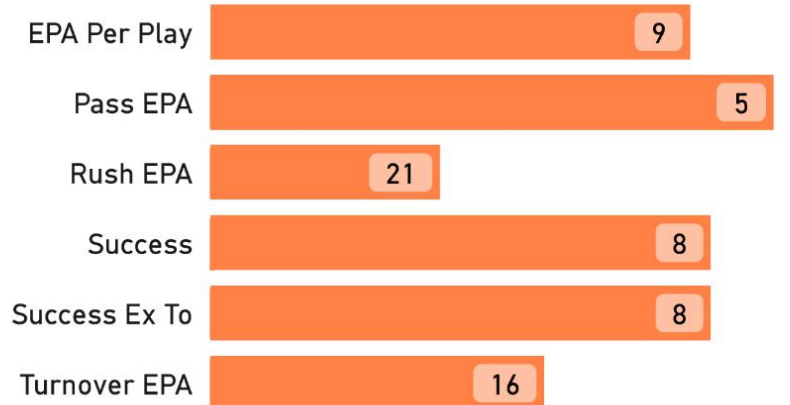
They splurged to upgrade their OL situation by signing RT Mike McGlinchey and LG Ben Powers. McGlinchey is a solid, but unspectacular, RT while Powers went from a league average pass blocking G to the 2<sup>nd</sup> highest graded pass blocking G by PFF last year. The OL should be solidified as long as they can stay relatively healthy. RB Samaje Perine was a nice 3<sup>rd</sup> down option for the Broncos and could be used like how Payton peppered Alvin Kamara with targets late in Drew Brees' career. Defensively, their big signing was young pass rusher Zach Allen from the Cardinals. Allen had a career high of six sacks last year but a below average pressure rate. He isn't a major needle mover but a nice piece to help an already-good defense.

**2023 Outlook:** Since 2000, there have been 27 instances where a team like Denver went under their win total by at least five games. All 27 increased their number of wins the next season, with a median improvement of four wins, and 56% of those teams went over their over/under win total. A win total of 8.5 is clearly already factoring in improvement from Payton, the FA additions, a bounce back from Russ and those positive regression stats. I do believe Denver will be better this season but am not totally sold that Russ will be back to his old self. It wasn't just Hackett; Russ didn't look the same and every year that goes by his playmaking ability will suffer. I think the Payton hire is additive and the defense is very solid but the questions surrounding the QB and the division being too good has me thinking that 8-9 wins is right in line with my expectations.

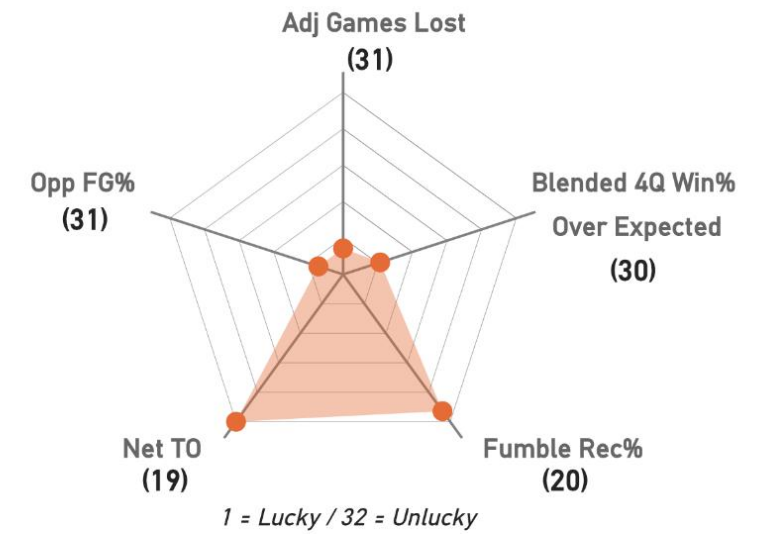
## OFFENSE ADVANCED RANKS



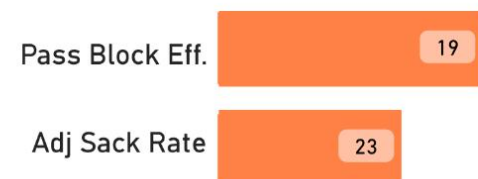
## DEFENSE ADVANCED RANKS



## LUCK FACTOR RANKS



## OL/DL RANKS



## 2022 SCHEDULE

## 2023 SCHEDULE

WK	OPP	SCORE	WK	OPP	SPREAD
1	@ SEA	L 16-17	1	v PIT	-4
2	v DAL	W 16-9	2	v W	-3.5
3	v SF	W 11-10	3	@ TEN	+3.5
4	@ KC	L 23-32	4	@ CIN	-1.5
5	v IND	L 9-12	5	v NYG	+1
6	@ MIA	L 16-19	6	@ CLE	+7
7	v NYJ	L 9-16	7	v CLE	-3.5
8	@ DEN	W 21-17	8	v CLE	+3.5
10	@ TEN	L 10-17	10	@ WAS	+6
11	v KC	L 16-22	11	v DEN	-2
12	@ DEN	L 10-23	12	v DEN	-1
13	@ DEN	L 9-10	13	@ DEN	-4
14	v DEN	L 28-34	14	@ DEN	+3
15	v DEN	W 24-15	15	@ DEN	+2
16	@ DEN	L 14-51	16	v DEN	-2
17	@ DEN	L 24-27	17	v DEN	-1
18	v DEN	W 31-28	18	@ DEN	-1

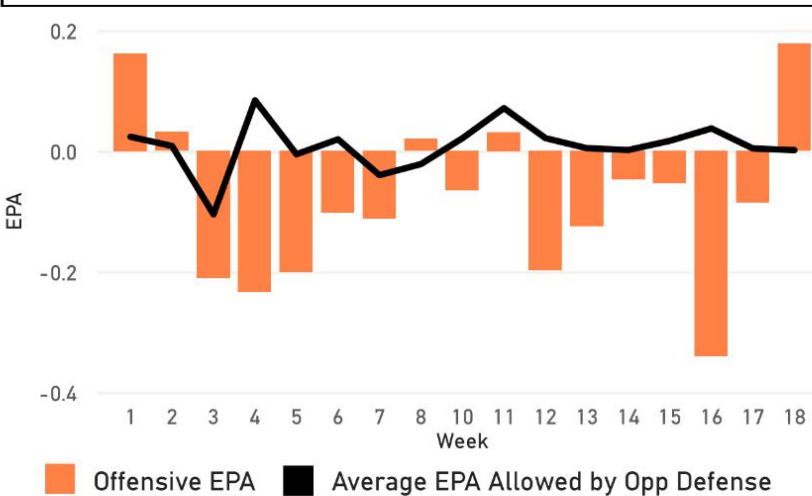
SOS 22/32

SOS\* 10/32

1 = Hardest Schedule

SOS\* based on TA's power rankings

## OFFENSE EPA vs OPP AVG EPA ALLOWED



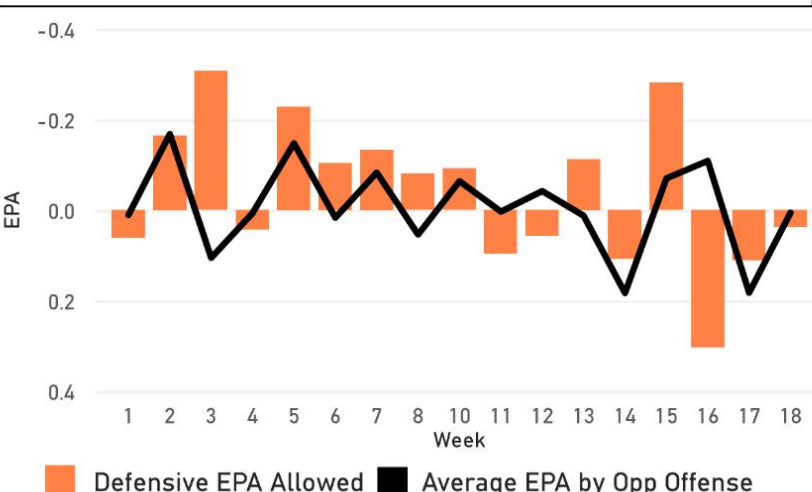
## OFFENSE DEPTH CHART


POS	STARTER	PLAYERS LOST
LWR	Courtland Sutton	
RWR	Tim Patrick	
SWR	Jerry Jeudy	
LT	Garett Bolles	
LG	Ben Powers	Dalton Risner
C	Lloyd Cushenberry III	
RG	Quinn Meinerz	
RT	Mike McGlinchey	Billy Turner
TE	Greg Dulcich	
QB	Russell Wilson	
RB	Javonte Williams	
FB	Michael Burton	Andrew Beck

## DEFENSE DEPTH CHART

POS	STARTER	PLAYERS LOST
NT	D.J. Jones	
LOLB	Baron Browning	
LILB	Josey Jewell	
RILB	Alex Singleton	
ROLB	Randy Gregory	
LCB	Pat Surtain II	
SS	Kareem Jackson	Kareem Jackson
FS	Justin Simmons	
RCB	Damarri Mathis	Ronald Darby
NB	K'waun Williams	
LDE	Zach Allen	Dre'Mont Jones
RDE	Matt Henningsen	Deshawn Williams

## DEFENSE EPA ALLOWED vs OPP AVG EPA





# DETROIT LIONS

DIVISION 2022 REC VEGAS WIN TOTAL '23  
NFC NORTH (9-8) (9.5)

GENERAL MANAGER HEAD COACH  
BRAD HOLMES DAN CAMPBELL  
OFFENSIVE COORDINATOR DEFENSIVE COORDINATOR  
BEN JOHNSON AARON GLENN

## REVIEW & ANALYSIS

**2022 Season Review:** The Lions became everyone's darlings last summer, which was capped off by an appearance on Hard Knocks. They started 1-6 and it looked as if it was going to be another typical Detroit season. HC Dan Campbell looked to be on his way out but midway through the season, things started to finally click. Led by brilliant OC Ben Johnson, the offense turned into the greatest show on turf 2.0. Starting with a week nine win over the Packers, the Lions finished 8-2 with an offense ranked #2 in EPA, while averaging 28 ppg. They scored 30+ points in a game five times in the final nine games and Jared Goff played as well as ever. He finished 6th in EPA and produced the 2nd highest rate of games (behind Mahomes) with an EPA greater than their opponents average allowed (88%). The defense was still pretty bad (31st in EPA and 32nd in yards per play allowed), but the offense was so good that they were able to outscore teams. They had a shot to make the playoffs all the way up to just prior to the final game of the NFL regular season but a Seattle OT victory kept the Lions from making a playoff appearance.


**Luck Factor:** Incredibly, the Lions had the 5th worst injury luck on offense and still were able to post such huge offensive numbers. The interior of the OL was shuffled around throughout the year, and they had to deal with nagging injuries to WRs Amon-Ra St. Brown, DJ Chark and Josh Reynolds. Another big reason for the team's late success was consistently winning the turnover battle. They finished with the 3rd lowest EPA lost due to turnovers on offense and were league average on defense. They committed the 4th most turnovers through the first seven weeks of the season, with 11, but only four total through the final 11 weeks, the lowest in the NFL. Goff had the 2nd lowest interception percentage in the NFL; however, opponents did drop the 9th most catchable INTs (8) of any QB in the league. He finished 25th out of 41 QBs in turnover worthy play percentage. As well as Goff played, much of his production came against mediocre to poor pass defenses. Against just top 10 pass defenses, Goff's EPA ranked 26th out of 34 qualified QBs. Against bottom 10 pass defenses, his EPA was 7th best. The Lions went 4-5 in one score games but backdoored two games (week 1 v PHI and week 4 vs SEA) where they had less than a 15%-win probability midway through the 4th quarter and scored a TD late to make it look closer than reality. They also got some help from opposing FG kickers who only made 1 of 5 FGs of 50+ yards. All of the misses occurred when the scoring margin was within three points.

**Schedule Analysis:** The Lions get six games within the NFC North, where they will either be favored or at worst very small underdogs in all those games. They open up with a doozy at KC and also have to face the Ravens and Cowboys on the road. But overall, the schedule is very manageable. We all know that Goff does not thrive in cold, blustery conditions. However, he catches a big break as the Lions play five road games from early November on, but only one (at Chicago week 14) will be outdoors. Eight of their final nine games will be played in a dome.


**Offseason:** It's hard to mess with a good thing but the Lions essentially replaced the two headed RB monster of Jamaal Williams and D'Andre Swift with FA David Montgomery and rookie 1st round pick Jahmyr Gibbs. I will never understand the logic in taking an RB, who will likely just split time anyway, with a top 15 pick. It just doesn't make a ton of sense considering all of the holes on defense. In any event, even though Swift was frustratingly injured all the time, when he played, he was outstanding. He finished #1 in yards per touch last season (6.3) among 49 RBs with at least 100 touches. And it wasn't particularly close. Detroit went 12-2 ATS and 9-5 straight up in games where Swift played last year. The defense was the area the Lions needed to upgrade, and for the most part, did a nice job. They totally revamped their poor secondary in free agency with the signings of new starting CBs Emmanuel Moseley, Cam Sutton, and Safety CJ Gardner-Johnson. While he misses way too many tackles (bottom 20 in missed tackle % in back-to-back years), Moseley continues to improve as a cover CB (28th in PFF coverage grade in 2022). Sutton is a solid #2 CB and is versatile enough to play inside and outside. Johnson is a mercurial talent but when he plays is a good Safety. I wish they would have added a pass rusher opposite Aidan Hutchinson, or a high upside pass rushing DT like Calijah Kancey. Instead decided to take Gibbs and off-ball LB Jack Campbell in the first round. Campbell is a good player but to pass up a huge need was disappointing.

**2023 Outlook:** There is no doubt that the Lions are an exciting young team, and with the NFC being so weak, clearly has a shot to make some noise. I always tend to be wary of a young team like Detroit reading its press clippings all off season. The offense still should be really good, but it will be virtually impossible to repeat the elite level of play they reached last year. I tend to think the offense regresses a bit as the league has an entire off season to watch film on Johnson's offense. As well as Goff played last year, he did get lucky with a bunch of INTs dropped and it's more likely he reverts back to more average level QB play. Even though the secondary is much improved, there are still holes on this defense. It wouldn't stun me if the Lions make a deep playoff run but there is also plenty of downside. The 9.5-win total is right in line with my ratings.

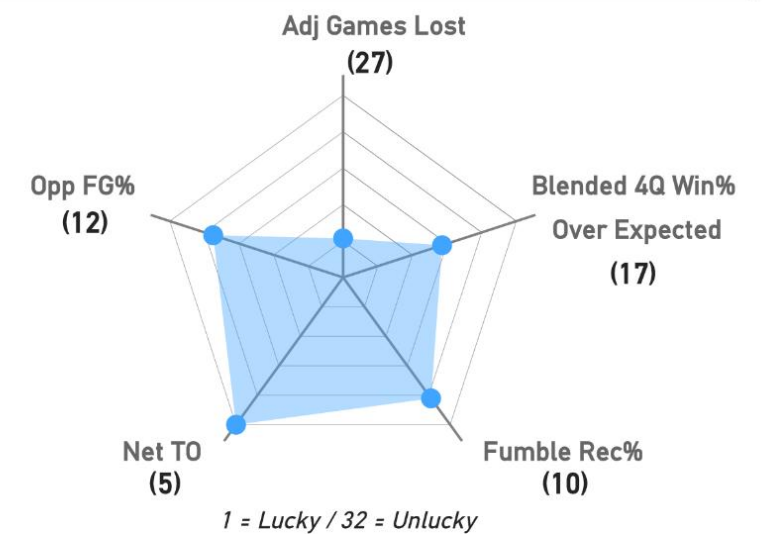
## OFFENSE ADVANCED RANKS



## DEFENSE ADVANCED RANKS



## LUCK FACTOR RANKS



## OL/DL RANKS



## 2022 SCHEDULE 2023 SCHEDULE

2022 SCHEDULE			2023 SCHEDULE		
WK	OPP	SCORE	WK	OPP	SPREAD
1	v	L 35-38	1	@	+6.5
2	v	W 36-27	2	v	-2.5
3	@	L 24-28	3	v	-5
4	v	L 45-48	4	@	-1.5
5	@	L 0-29	5	v	-5
7	@	L 6-24	6	@	-3.5
8	v	L 27-31	7	@	+3
9	v	W 15-9	8	v	-4.5
10	@	W 31-30	10	@	+2.5
11	@	W 31-18	11	v	-5
12	v	L 25-28	12	v	-4
13	v	W 40-14	13	@	+1
14	v	W 34-23	14	@	-1.5
15	@	W 20-17	15	v	-2
16	@	L 23-37	16	@	+1
17	v	W 41-10	17	@	+3.5
18	@	W 20-16	18	v	-2.5

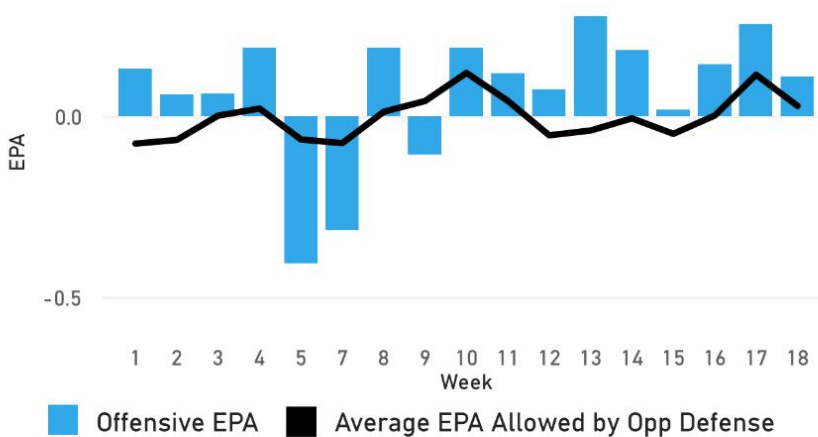
SOS 5/32

SOS\* 22/32

1 = Hardest Schedule

SOS\* based on TA's power rankings

## OFFENSE EPA vs OPP AVG EPA ALLOWED



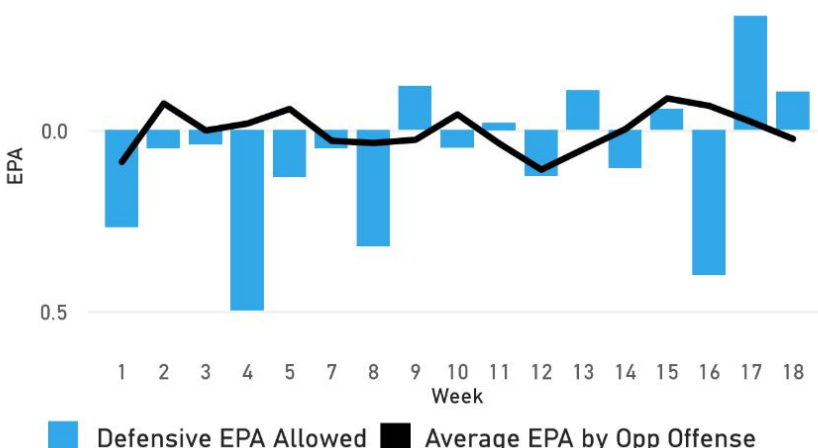
## OFFENSE DEPTH CHART

POS	STARTER	PLAYERS LOST
LWR	Josh Reynolds	Dj Chark
RWR	Marvin Jones Jr.	
SWR	Amon-Ra St. Brown	
LT	Taylor Decker	
LG	Jonah Jackson	
C	Frank Ragnow	
RG	Halapoulivaati Vaitai	Evan Brown
RT	Penei Sewell	
TE	Sam Laporta (R)	
QB	Jared Goff	
RB	David Montgomery	D'Andre Swift
FB	Jason Cabinda	

## DEFENSE DEPTH CHART

POS	STARTER	PLAYERS LOST
DE	John Cominsky	
NT	Isaiah Buggs	
DT	Alim McNeill	
LCB	Emmanuel Moseley	Amani Oruwariye
SS	Kerby Joseph	Deshon Elliott
FS	Tracy Walker III	
RCB	Cameron Sutton	Jeff Okudah
NB	C.J. Gardner-Johnson	
WLB	Alex Anzalone	
MLB	Jack Campbell (R)	
RUSH	Aidan Hutchinson	
SLB	James Houston	

## DEFENSE EPA ALLOWED vs OPP AVG EPA







# GREEN BAY PACKERS

DIVISION 2022 REC VEGAS WIN TOTAL '23  
 NFC NORTH (8-9) (7.5)

GENERAL MANAGER HEAD COACH  
 BRIAN GUTEKUNST MATT LAFLEUR  
 OFFENSIVE COORDINATOR DEFENSIVE COORDINATOR  
 ADAM STENAVICH JOE BARRY

## REVIEW & ANALYSIS

**2022 Season Review:** Last season, everyone kept waiting for the Packers to get hot and make a playoff run but to no avail. In a game that essentially defined their entire season, Green Bay lost a home game to the Lions on the final night of the regular season with a shot to make the Playoffs and Detroit having nothing to play for. What is so disappointing is they faced a league average schedule, but they could not take advantage of so many winnable games. Losing to Daniel Jones, Zach Wilson and Taylor Heinicke in consecutive games, where the offense could only muster 17.6 ppg, was an absolute killer. They incredibly went 4-5 SU in games when they were favored by at least four points. That 44%-win percentage pales in comparison to the 75% expected win rate of those games.

QB Aaron Rodgers just wasn't the same last season as he finished just 21<sup>st</sup> in EPA and 12<sup>th</sup> in PFF grade. He also finished 21<sup>st</sup> in EPA in games against top 10 pass defenses, so he did not step up against elite competition. To be fair, his receiving corps was one of the worst in the league and his they dropped passes at the 7<sup>th</sup> highest rate in the NFL. While he wasn't as consistent, he could still make "wow" throws and was 4<sup>th</sup> in PFFs big time throw percentage. The two-headed monster at RB- Aaron Jones and AJ Dillon, led the Packers to a top ten run ranking and kept the offense balanced.

The defense was heralded as a potential top five unit but finished just 26<sup>th</sup> in EPA. They were solid against the pass but dreadful defending the run, finishing tied for last in success rate allowed. They struggled defending QB runs and allowed an absurd 68% success rate to QBs. They did face some elite QB runners including Justin Fields, Daniel Jones, Josh Allen and Jalen Hurts but that number must improve. The good news is the only elite running QBs on their schedule this season are Fields and Jones.

**Luck Factor:** The Packers were generally on the positive side of many of the luck factors including ranking top eight in injury luck, lowest opponent FG % and net turnover rate. However, they did really struggle inside the opponent ten-yard line, an area where you'd expect a QB like Rodgers and a topflight run game to succeed. Green Bay finished in the bottom six in success rate inside the ten-yard line and the Packers committed the 2<sup>nd</sup> highest turnover rate on those plays. They also could only convert two of five 4<sup>th</sup> and goal situations. Two of those failures (end of game vs NYG and in 2Q of a 0-0 game at DET) were potentially the difference in one score losses.

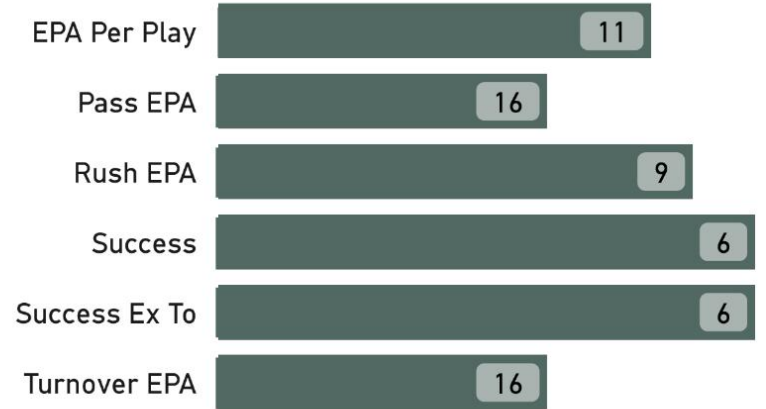
**Schedule Analysis:** A year after facing a league average schedule, the Packers are set to play against one of the easier schedules in the NFL. The Chiefs are the only Green Bay opponent that is currently inside the top nine in Super Bowl odds and they don't face a single 2022 playoff team until they play the Vikings in week seven. They do get to face warm weather teams in the Rams, Chargers and Bucs at home starting in November with the potential of bad weather.

**Offseason:** After multiple years of Rodgers flirting with retirement or asking for a trade, the Packers finally relented and shipped him off to the Jets. They have turned over the keys of the franchise to 4<sup>th</sup> year man Jordan Love. We have no idea if Love is actually any good, as he has thrown a total of 83 passes in his career. In his lone start in 2021 against the Chiefs, Love did not look very good (19/34, 190 yards, 1 TD, 1 INT). To be fair, that was on short notice after Rodgers contracted Covid. The bad news is, outside of 2<sup>nd</sup> round WR Jayden Reed and TE Luke Musgrave, the Packers did nothing to improve the offensive weapons around Love. They will rely on internal improvement from exciting WR Christian Watson and Romeo Doubs. After barely seeing the field in the first half of the year, Watson exploded for 31 receptions, 523 receiving yards and eight total TDs in the final eight games of the season. If Love is going to break out, he will have to do so without many reliable receiver weapons and instead lean on the run game. It will help that just based off of 2022 EPA numbers, Love is expected to face the easiest schedule of opposing pass defenses. It likely won't turn out that way but for now there are not many tough opponents on the schedule.


Unfortunately, the Packers decided to keep DC Joe Barry after two straight underwhelming seasons. This is back-to-back seasons where the Packers finished 31<sup>st</sup> in run defense and at some point, he has to make adjustments.

**2023 Outlook:** The 2023 Packers are one of the more intriguing teams in recent memory. Love is a genuine mystery, and his range of outcomes are as wide as any QB we have seen in a long time. I can envision a scenario where HC Matt LaFleur caters the offense to his skill set, Watson takes another leap into stardom and Love ends up as a borderline top 10 level QB this season. Of course, there are also plenty of outcomes where he is a complete disaster, and the Packers end up tanking late for a top five pick. No matter which side you are on with Love, the more likely outcomes will come multiple standard deviations in either direction. It's better to take advantage of these potentially long tail outcomes through alternative markets. I think Love has a chance to at least be a league average starting QB and facing a likely manageable schedule will help. With the supporting talent of a good OL, excellent run game and the upside of the defense, I believe the Packers will surprise this season and win double digit games. My baseline ratings have GB winning 8.2 games, assuming Love is a league average QB. The NFC North is wide open and the Packers just won eight games with Rodgers playing average last season. If you think the Packers can exceed expectations, taking over 9.5 wins at +275, to win the NFC North at 5-1 and/or grabbing Matt LaFleur COTY makes some sense.

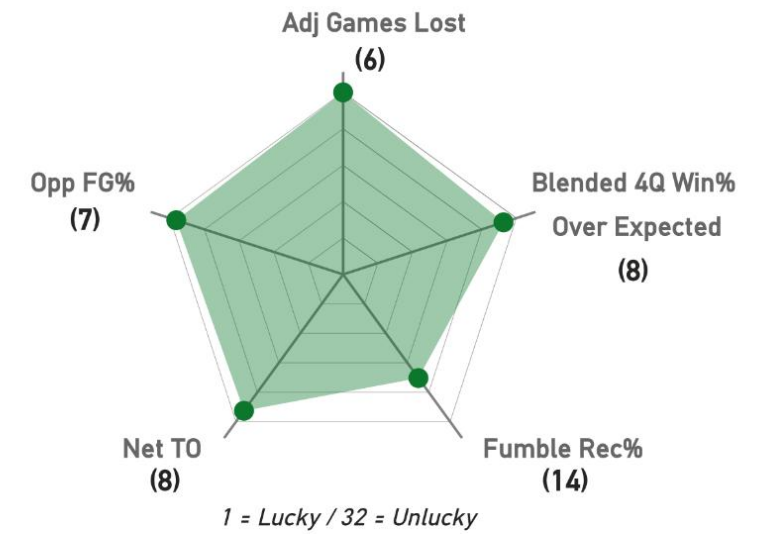
## OFFENSE ADVANCED RANKS




## DEFENSE ADVANCED RANKS



## LUCK FACTOR RANKS



## OL/DL RANKS



## 2022 SCHEDULE 2023 SCHEDULE

WK	OPP	SCORE	WK	OPP	SPREAD
1	@	L 7-23	1	@	+3
2	v	W 27-10	2	@	+1
3	@	W 14-12	3	v	-1
4	v	W 27-24	4	v	+1.5
5	v	L 22-27	5	@	+1.5
6	v	L 10-27	7	@	+3.5
7	@	L 21-23	8	v	+1
8	@	L 17-27	9	v	-2.5
9	@	L 9-15	10	@	+3
10	v	W 31-28	11	v	+2.5
11	v	L 17-27	12	@	+4
12	@	L 33-40	13	v	+5.5
13	@	W 28-19	14	@	+2.5
15	v	W 24-12	15	v	-3.5
16	@	W 26-20	16	@	-1
17	v	W 41-17	17	@	+2.5
18	v	L 16-20	18	v	-2

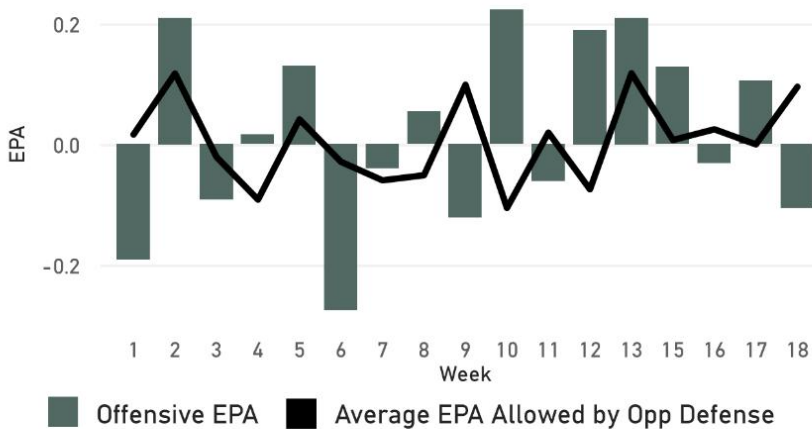
SOS 9/32

SOS\* 27/32

1 = Hardest Schedule

SOS\* based on TA's power rankings

## OFFENSE EPA vs OPP AVG EPA ALLOWED



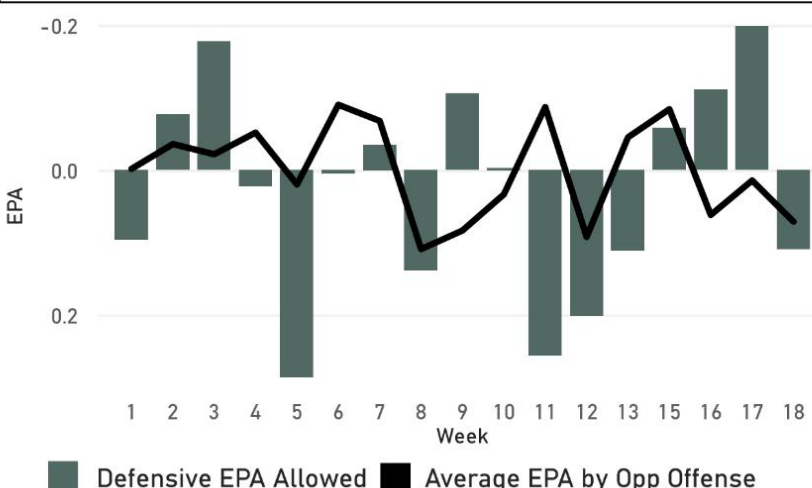
## OFFENSE DEPTH CHART


POS	STARTER	PLAYERS LOST
LWR	Christian Watson	Allen Lazard
RWR	Romeo Doubs	
SWR	Jayden Reed (R)	Randall Cobb
LT	David Bakhtiari	
LG	Elgton Jenkins	
C	Josh Myers	
RG	Jon Runyan	
RT	Zach Tom	
TE	Luke Musgrave (R)	Robert Tonyan Aaron Rodgers
QB	Jordan Love	
RB	Aaron Jones	
FB	Henry Pearson	

## DEFENSE DEPTH CHART

POS	STARTER	PLAYERS LOST
NT	T.J. Slaton	
LOLB	Preston Smith	
LILB	De'vondre Campbell	
RILB	Quay Walker	
ROLB	Rashan Gary	
LCB	Jaire Alexander	
SS	Darnell Savage	Adrian Amos
FS	Rudy Ford	
RCB	Rasul Douglas	
NB	Keisean Nixon	
LDE	Kenny Clark	
RDE	Devonte Wyatt	

## DEFENSE EPA ALLOWED vs OPP AVG EPA





# HOUSTON TEXANS

DIVISION 2022 REC VEGAS WIN TOTAL '23  
AFC SOUTH (3-13-1) (6.5)

GENERAL MANAGER HEAD COACH  
NICK CASERIO DEMECO RYANS  
OFFENSIVE COORDINATOR DEFENSIVE COORDINATOR  
BOBBY SLOWIK MATT BURKE

## REVIEW & ANALYSIS

**2022 Season Review:** The Texans went 3-13-1 in 2022 and found themselves with yet another top five draft pick. That made it three straight seasons of four or less wins and the ironic aspect is that the one game they definitely needed to not win was the finale in Indianapolis. A miracle 4<sup>th</sup> and 20 TD pass by Davis Mills to Jordan Akins with 0:58 seconds remaining unfortunately clinched the #2 pick. It was a virtual middle finger out the door from HC Lovie Smith, who was fired after the season. Mills finished at the bottom of virtually every major QB category and proved he was not the long-term answer. The Houston offense didn't have a single performance that exceeded the average EPA allowed by an opposing defense that they faced. They were the only team in the NFL to not have at least one game above expectations. And they did so against one of the three easiest schedules of opposing defenses in the NFL.

The Houston defense was the lone bright spot and considering how little chance the offense gave them to win, played respectfully all season. They ranked 18<sup>th</sup> in EPA and surprisingly posted the 7<sup>th</sup> highest rate of elite performances (defined as % of defensive performances in the 80<sup>th</sup>+ percentile of games) in the NFL. On a play-by-play basis they defended well but their issue was allowing chunk plays. They ranked last in explosive play percentage allowed and finished bottom ten in both explosive runs and passes.

**Luck Factor:** After going 0-4 in one score outcomes in 2022, the Texans followed that up with another poor showing (3-6-1) in 2023. Unfortunately, the one close game they didn't want to win was the finale against the Colts. Don't let the final record fool you, however, as Houston backdoored two one score outcomes in the final seconds of a loss. They scored a TD with 0:17 seconds left to lose by seven to the Titans in a game they were trailing by double digits for virtually the entire 2<sup>nd</sup> half. They also kicked a FG with 0:03 seconds left to cut an 11-point deficit to an eight-point loss against the Giants. In reality, they were essentially right around where they should have been in close games.

**Schedule Analysis:** Last year the Texans played a really easy slate of teams last year, including five games against the seven worst teams in the NFL. Not surprisingly they will face another likely easy schedule considering they will play a last place schedule. They do get to play three straight home games from weeks 11-13 but don't have any rest advantage in any of those games. Their game against the Panthers after their bye week is also the same bye week for Carolina so the Texans lose any sort of potential rest edge.

**Offseason:** After firing Lovie Smith, the Texans hired former Houston LB and SF DC Demeco Ryans to the head coaching position. Ryans spent the last two seasons leading a perennial top ten Niners defense. He doesn't have Nick Bosa, Fred Warner and company in Houston but by all accounts, he has the tools to be an excellent coach. Obviously drafting rookie QB CJ Stroud out of OSU with the #2 pick is going to define how this offseason and future of the franchise. As an OSU alum myself, and having watched every Stroud snap, he should be outstanding as a pocket passer when kept clean. However, there could be a lot of struggles if defenses crank up the pressure and his receivers can't separate. New OC Bobby Slowik comes from the Kyle Shanahan tree in SF and will undoubtedly use many of the same principles and attack the middle of the field.

The Texans also made one of the worst draft trades we have ever seen by giving up a boatload of picks, including their #1 pick next year, for Edge rusher Will Anderson from Alabama. Anderson should be a solid pro, but we have seen certain Alabama defenders hit a ceiling after dominating college. In free agency, Houston was active adding veterans like WR Robert Woods, RB Devin Singletary, TE Dalton Schultz, G Shaq Mason, DT Sheldon Rankins, LB Denzel Perryman and S Jimmie Ward. The guys they signed on offense are some of the slower, less explosive players at their positions. Schultz is a fine possession TE, but he was 33<sup>rd</sup> among TEs in yac/reception with a long of just 30 yards. Woods made no impact at all for the Titans last year and his 9.9 yards/rec was bottom 10 among all WRs and his yac/rec was 79<sup>th</sup>. Mason was a nice pickup and helps one of the worst interior OL in the NFL. Ward is a good veteran presence to help run Ryans' system.

**2023 Outlook:** I just don't see the level of improvement that this win total of nearly seven wins indicates. It felt like Houston never has a real plan of building but rather just sign whatever veteran will take their money. None of the offensive players signed bring any element of explosiveness. They are just role players. Even though I think Stroud will end up being a good pro QB, I am not buying into a major rookie year impact. Houston won three games last year and their current win total sits at 6.5. Since 2000 there have been 13 other instances where a 1<sup>st</sup> round QB has started at least eight games on a team whose win total is 3+ games higher than the number of wins in the prior season. Those teams went over their win total only 27% of the time and only the 2010 Rams (Bradford) and 2012 Colts (Luck) won at least seven games. On average, those teams won 4.6 games against a win total of 5.8. Typically, there is an initial year one boost when a new HC is paired with a high QB like this (54% go over their win total since 2008). But of 16 instances where a new HC is paired with a rookie 1<sup>st</sup> round QB, only four of those teams increased their wins by more than two games. This win total is way overinflated, and my ratings have the Texans winning just 5.7 games.

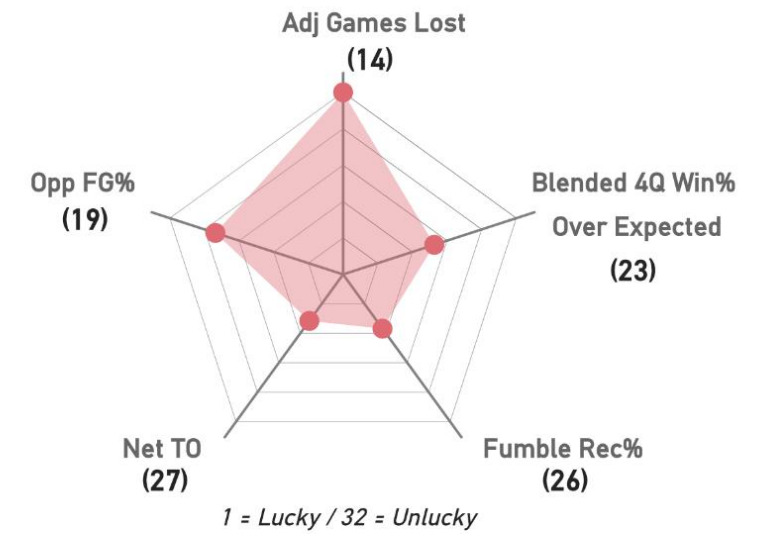
## OFFENSE ADVANCED RANKS

EPA Per Play | 32  
Pass EPA | 32  
Rush EPA | 31  
Success | 32  
Success Ex To | 32  
Turnover EPA | 31

## DEFENSE ADVANCED RANKS

EPA Per Play | 18  
Pass EPA | 15  
Rush EPA | 24  
Success | 26  
Success Ex To | 26  
Turnover EPA | 9

## LUCK FACTOR RANKS



## OL/DL RANKS

Pass Block Eff. | 25  
Adj Sack Rate | 17

## 2022 SCHEDULE

## 2023 SCHEDULE

WK	OPP	SCORE	WK	OPP	SPREAD
1	v	T 20-20	1	@	+9
2	@	L 9-16	2	v	-1
3	@	L 20-23	3	@	+7
4	v	L 24-34	4	v	+3.5
5	@	W 13-6	5	@	+3
7	@	L 20-38	6	v	+3
8	v	L 10-17	8	@	+3
9	v	L 17-29	9	v	-1
10	@	L 16-24	10	@	+9.5
11	v	L 10-23	11	v	-1.5
12	@	L 15-30	12	v	+4.5
13	v	L 14-27	13	v	+4
14	@	L 23-27	14	@	+8.5
15	v	L 24-30	15	@	+3
16	@	W 19-14	16	v	+4
17	v	L 3-31	17	v	+1
18	@	W 32-31	18	@	+1.5

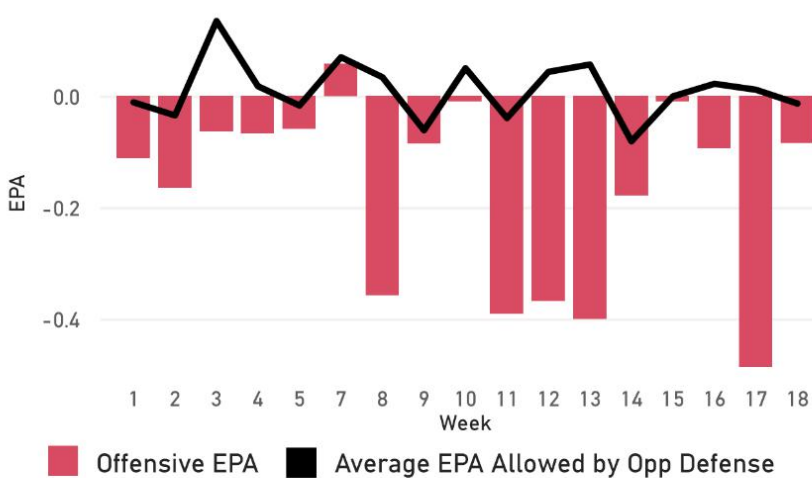
SOS 22/32

SOS\* 26/32

1 = Hardest Schedule

SOS\* based on TA's power rankings

## OFFENSE EPA vs OPP AVG EPA ALLOWED



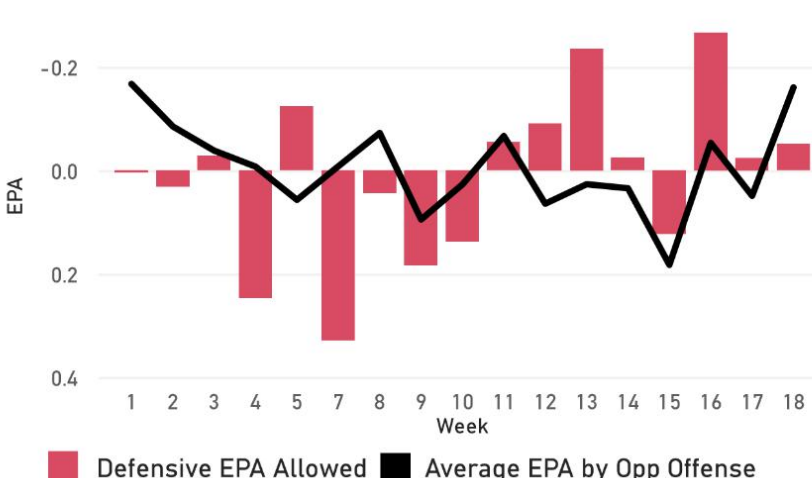
## OFFENSE DEPTH CHART

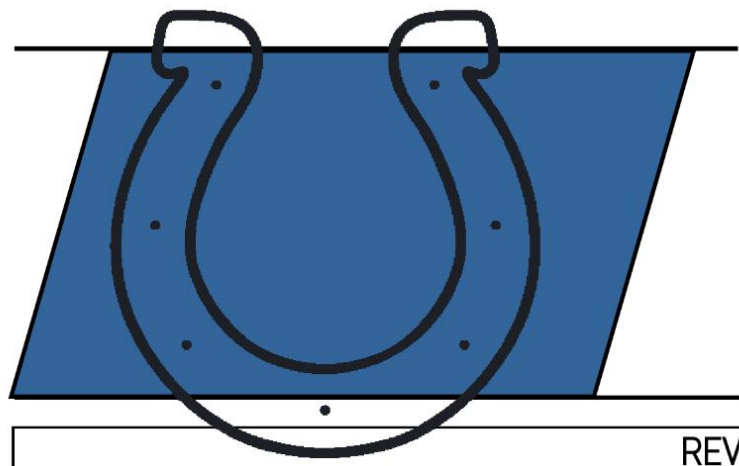
POS	STARTER	PLAYERS LOST
LWR	Nico Collins	
RWR	John Metchie III	Brandin Cooks
SWR	Robert Woods	Chris Moore
LT	Laremy Tunsil	
LG	Kenyon Green	
C	Juice Scruggs (R)	
RG	Shaq Mason	A.J. Cann
RT	Tytus Howard	
TE	Dalton Schultz	
QB	C.J. Stroud (R)	
RB	Dameon Pierce	
FB	Andrew Beck	

## DEFENSE DEPTH CHART

POS	STARTER	PLAYERS LOST
LCB	Steven Nelson	
SS	Jimmie Ward	
FS	Jalen Pitre	
RCB	Derek Stingley Jr.	
NB	Desmond King II	
WLB	Christian Harris	Kamu Grugier-Hill
MLB	Denzel Perryman	
SLB	Cory Littleton	
LDE	Will Anderson Jr. (R)	
LDT	Sheldon Rankins	
RDT	Maliek Collins	
RDE	Jonathan Greenard	

## DEFENSE EPA ALLOWED vs OPP AVG EPA





# INDIANAPOLIS COLTS

DIVISION 2022 REC VEGAS WIN TOTAL '23  
 AFC SOUTH (4-12-1) (6.5)

GENERAL MANAGER  
 CHRIS BALLARD  
 OFFENSIVE COORDINATOR  
 JIM BOB COOTER

HEAD COACH  
 SHANE STEICHEN  
 DEFENSIVE COORDINATOR  
 GUS BRADLEY

## REVIEW & ANALYSIS

**2022 Season Review:** You can argue the 4-12-1 Colts were the most disappointing team in the NFL last season, winning six less games than their preseason over/under. Hopes were high after acquiring QB Matt Ryan but he turned out to be a bad fit for the offense and HC Frank Reich was fired during the season. Owner Jim Irsay somehow thought pulling Jeff Saturday off the set of ESPN was the answer but he was a complete disaster. In comes new HC Shane Steichen, the former OC of the Eagles, to help right the ship. The offense was atrocious, finishing last in points per drive and losing the most EPA due to turnovers in the league. RB Jonathan Taylor spent all season getting hit behind a disappointing OL and dealing with nagging injuries. The OL was underwhelming and finished below league average in adjusted sack rate, pressures allowed and adjusted line yards created. The Colts defense was actually pretty solid, finishing in the top half of the NFL in yards per play allowed and 13<sup>th</sup> in EPA. They also had the 10<sup>th</sup> highest rate of elite performances (holding opposing offenses to a bottom 20<sup>th</sup> percentile game). It's amazing that for such a bad team, they were able to beat KC, JAX and be up late against PHI, PIT and MIN. They weren't so far away from a respectable season.

**Luck Factor:** Ryan committed 28 turnovers in just 12 games and the five defensive touchdowns off Colts TOs led the NFL. They only forced 15 fumbles on defense but led the NFL with a 67% recovery rate. The Colts finished 4-6 in one score games, but they blew some major leads. In fact, they finished just 1-4 in games where they held a 70%+ win probability midway through the 4<sup>th</sup> quarter. They went 0-2 in games where they had an 80%+ win probability in the 4<sup>th</sup> quarter while the rest of the NFL won 89% of those games! They lost the finale to Houston 32-31 on a 4<sup>th</sup> and 18 miracle TD, blew a 29-point 2<sup>nd</sup> half lead to MIN and lost by one to both PHI and WAS after taking a six-point lead late in those games. Based on blended 4<sup>th</sup> quarter win probabilities, the Colts should have won closer to six games.

**Schedule Analysis:** The Colts have some major advantages on their schedule this season. Not only are they expected to face a top five easiest set of opponents, but they only play seven true road games (play NE in London). They also face two different opponents (LAR & LV) who are playing a 2<sup>nd</sup> consecutive road game in Indy coming off a short week (MNF). There are only three instances of a team this season on the receiving end of that scheduling gift and the Colts are the beneficiaries of it twice! Since 2000, teams on the 2<sup>nd</sup> end of a back-to-back road game and off a short week going up against a team on normal rest, are only 22-34 (39%) straight up against an expected win percentage of 46%. They've only covered 44% of the time as well. Even better for the Colts, the two western teams they face in this spot will have to play at 1pm EST. In addition, in week 12 Indy will be coming off their bye and get Tampa on the 2<sup>nd</sup> leg of back-to-back road games following a trip across country to SF the prior week. These are three coin flip games that can easily swing the Colts' way and help improve their win total. The Colts even get the Jags at home in the opener with Jacksonville missing starting LT Cam Robinson due to suspension. They also meet the Jags in their 2<sup>nd</sup> meeting, the week following two straight games in London. The back-to-back in London is unprecedented and feels like an advantage for Indy.

**Offseason:** The biggest offseason additions come from the hiring of Steichen and pairing him with #4 pick QB Anthony Richardson from Florida. Richardson has all the physical tools but may need some time to develop as a passer. They did sign QB Gardner Minshew to help bridge the offense since he played under Steichen in Philadelphia. Colts fans can envision Richardson developing similarly to Jalen Hurts and even if Minshew starts games early in the season, there is no reason why Richardson can't also have a package of plays. Pairing Richardson with Taylor could create some big chunks in the run game as well. Recent history says mobile QBs like Richardson have the biggest impact immediately and highest floors due to their playmaking ability. Since 2010, among first round QBs who started at least nine games their rookie season, four of the top five best rookie EPA seasons came from QBs who used their legs a lot (Dak, RG3, Russ, Cam). Justin Fields is the only predominantly running QB who ranked in the bottom half of rookie QBs in EPA.

I trust that Steichen will also bring + EV decision making with him from Philly. I would expect the Colts to play fast this year, especially early in games, to try and jump out to a lead. The Eagles played at the fastest pace in the NFL in the first half of games last season and threw the ball at the 4<sup>th</sup> highest rate on first downs in the first half of games.

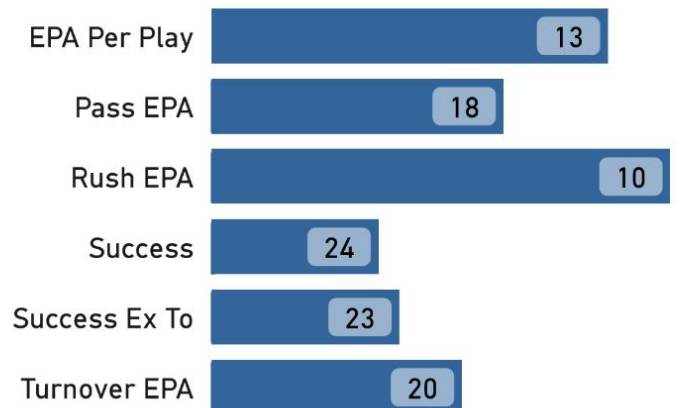
The Colts tried to address a lack of speed on offense by adding WR Josh Downs from UNC and WR Isaiah McKenzie in FA. On defense, they did lose #1 CB Stefan Gilmore in a trade with Dallas and CB Isiah Rodgers has been suspended due to gambling. The Colts are thin at CB with just veteran Kenny Moore and a bunch of mid round rookies playing in the secondary. That is a big concern for Indianapolis.

**2023 Outlook:** Richardson is the rawest of all the top QB draft picks this year but his feet do give him a high floor right away. If he is special, the Colts have big upside this season but either way the coaching, defense and run game is good enough to stay in games. With some very favorable spots on the schedule, the Colts could win more coinflips than expected. I like Steichen's pedigree and, since 2000, rookie HCs have seen an average win improvement of two games from prior season and if you isolate those coaches that came to a team that finished under .500 the prior season, the average win improvement has been three games. I like the Colts to be a bit of a surprise this year and 8+ wins is doable.

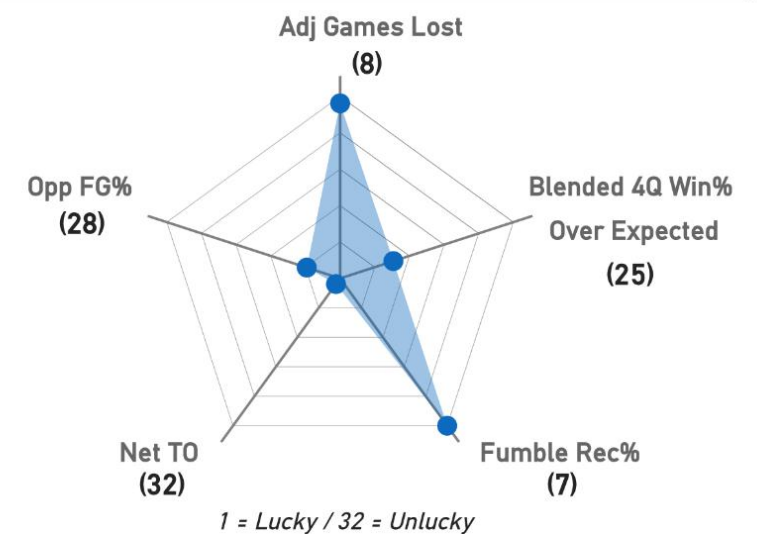
## OFFENSE ADVANCED RANKS



## DEFENSE ADVANCED RANKS



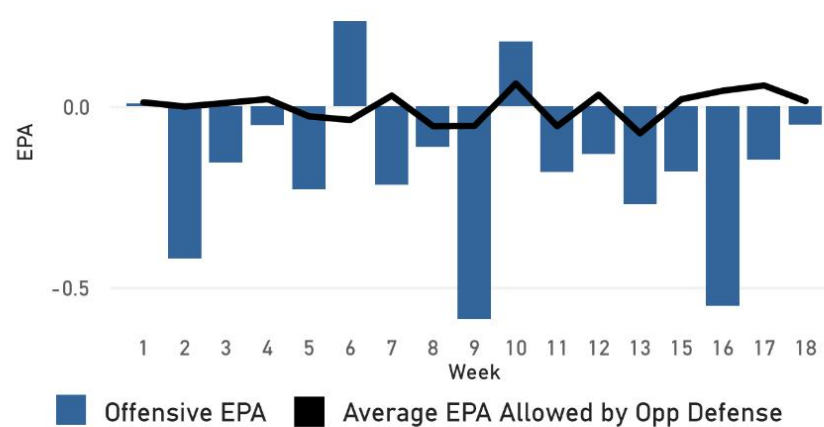
## LUCK FACTOR RANKS



## OL/DL RANKS



## OFFENSE EPA vs OPP AVG EPA ALLOWED



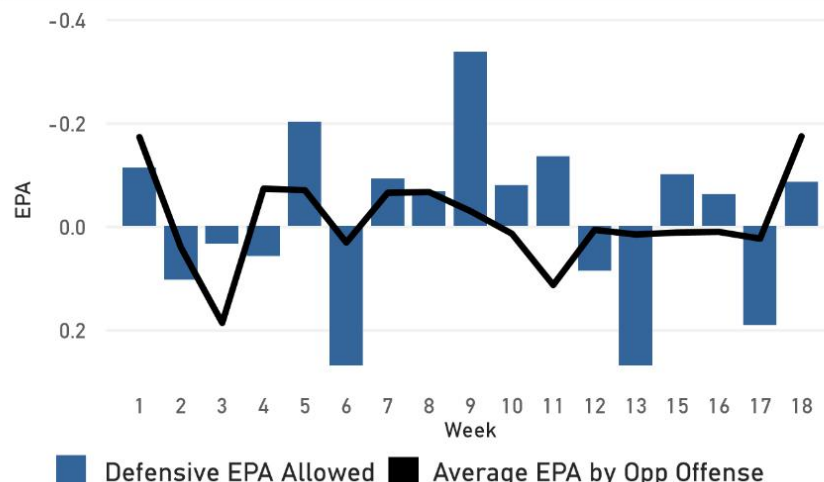
## OFFENSE DEPTH CHART

POS	STARTER	PLAYERS LOST
LWR	Michael Pittman Jr.	
RWR	Alec Pierce	
SWR	Isaiah McKenzie	Parris Campbell
LT	Bernhard Raimann	Matt Pryor
LG	Quenton Nelson	
C	Ryan Kelly	
RG	Will Fries	
RT	Braden Smith	
TE	Jelani Woods	
QB	Anthony Richardson (R)	Matt Ryan
RB	Jonathan Taylor	

## DEFENSE DEPTH CHART

POS	STARTER	PLAYERS LOST
NT	Grover Stewart	
DT	Deforest Buckner	
LCB	Juju Brents	Stephon Gilmore
SS	Julian Blackmon	Rodney Mcleod Jr.
FS	Rodney Thomas II	
RCB	Isaiah Rodgers Sr.	
NB	Kenny Moore II	
WLB	Zaire Franklin	Bobby Okereke
MLB	Shaquille Leonard	
SLB	E.J. Speed	
LDE	Kwity Paye	
RDE	Samson Ebukam	Yannick Ngakoue

## DEFENSE EPA ALLOWED vs OPP AVG EPA



## 2022 SCHEDULE vs 2023 SCHEDULE

2022 SCHEDULE			2023 SCHEDULE		
WK	OPP	SCORE	WK	OPP	SPREAD
1	@	T 20-20	1	v	+3.5
2	@	L 0-24	2	@	+1
3	v	W 20-17	3	@	+7
4	v	L 17-24	4	v	+1
5	@	W 12-9	5	v	-1
6	v	W 34-27	6	@	+6.5
7	@	L 10-19	7	v	+3
8	v	L 16-17	8	v	+1.5
9	@	L 3-26	9	@	+2.5
10	@	W 25-20	10	@	+4
11	v	L 16-17	12	v	-1
12	v	L 17-24	13	@	+2.5
13	@	L 19-54	14	@	+9
15	@	L 36-39	15	v	+2.5
16	v	L 3-20	16	@	+3
17	@	L 10-38	17	v	+2
18	v	L 31-32	18	v	-1.5

SOS 12/32

SOS\* 29/32

1 = Hardest Schedule

SOS\* based on TA's power rankings



# JACKSONVILLE JAGUARS

DIVISION 2022 REC VEGAS WIN TOTAL '23  
AFC SOUTH (9-8) (9.5)

GENERAL MANAGER TRENT BAALKE HEAD COACH DOUG PEDERSON  
OFFENSIVE COORDINATOR PRESS TAYLOR DEFENSIVE COORDINATOR MIKE CALDWELL

## REVIEW & ANALYSIS

**2022 Season Review:** Through week 10 of last season, the Jacksonville Jaguars were sitting 3-7 and it seemed as though it would be yet another typical Jaguars season. Even though their record was disappointing, the Jags were playing much better but not seeing the results. At the time, based on their blended 4<sup>th</sup> quarter win probabilities, they were the biggest underperforming team in the league and should have been more of a six-win team. Six of their seven losses were by one score, and they held a >50% win probability mid-way through the 4<sup>th</sup> quarter in three of those losses. But something clicked during their bye week and the Jags ended the regular season winning six of their final seven in route to winning the AFC South. New HC Doug Pederson brought his Super Bowl pedigree with him and QB Trevor Lawrence played like the franchise QB he was drafted to be. Lawrence finished the year 9<sup>th</sup> in EPA and 4<sup>th</sup> in success rate. After a miraculous comeback victory over the Chargers in the Wildcard round, the Jags lost to the Chiefs in the Divisional round. The defense, which had been a problem for the Jags for many seasons, played well (12<sup>th</sup> in EPA allowed) against the single easiest schedule of opposing offenses, based on EPA. Their pass defense ranked 17<sup>th</sup> in EPA and 20<sup>th</sup> in success rate allowed but the lack of quality opposing QBs matters. They faced the 3<sup>rd</sup> highest percentage (41%) of drop backs from QBs ranked 30<sup>th</sup> or worse in EPA. Jacksonville allowed 44% of the QBs they faced to generate a success rate that ranked in the top 25% of all games those QBs played last season. That rate was the 2<sup>nd</sup> highest allowed by any pass defense and helps smooth out some of the lack of opposing QB schedule strength. Jared Goff had his best game all season against this Jags pass defense while Matt Ryan, Russell Wilson, Dak Prescott, Daniel Jones and Patrick Mahomes all produced a top four game. They lucked out that Jalen Hurts struggled in a monsoon early in the season or the numbers would be even worse. They got to the Playoffs by beating Zach Wilson, Davis Mills and Josh Dobbs to close the season.

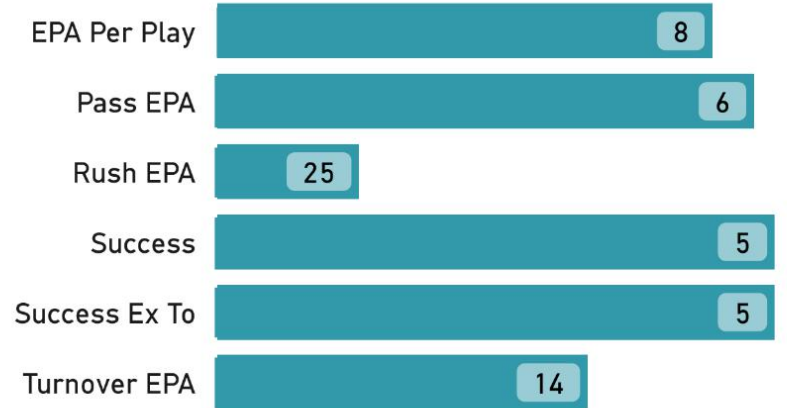
**Luck Factor:** After starting the season 1-6 in one score games, they finished up going 3-0 in close games. They finished last in recovering only 27.8% of their offensive fumbles but recovered the 4<sup>th</sup> highest rate on defense. Opposing kickers missed only one attempt the entire season against Jacksonville and that was a hailmary 67-yard attempt by Justin Tucker at the end of the game. Excluding that attempt, opposing kickers went 6/6 on FGs over 50 yards. Jacksonville was extremely healthy all season and they are the only team in the NFL that ranked inside the top five healthiest on both offense and defense. The entire starting offense missed a total of eight games all season and the top three players on defense did not miss a single game.

**Schedule Analysis:** Based on opponent net EPA and final records, the Jags faced a top five easiest schedule last season. This year, the Jags only play seven true road games since they play back-to-back in London. It's the first time an NFL team will have to play two games in a row overseas. Their schedule overall should be a bit more difficult, considering it's a first-place schedule, but when you get six games in division against teams with three of the four lowest win totals in the AFC, it's likely not too rough. It's a very top- and bottom-heavy schedule as they face the four teams with the best odds to win the AFC as well as the Niners in the NFC. But they also get those six in-division games as well as non-conference games against Tampa and Carolina.

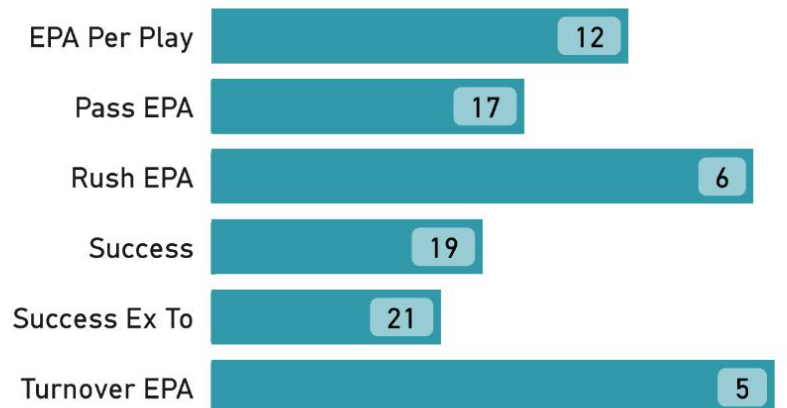
**Offseason:** The Jags OL is a major concern. Starting RT Jawaan Taylor, who posted two straight 72+ PFF pass blocking grades, left for KC in FA. His replacement will be former 2<sup>nd</sup> round pick Walker Little, who has played a total of 20 snaps at RT in his career. On 400+ snaps at LT he has allowed a poor 7% pressure rate. Also, starting LT Cam Robinson has been suspended for the first four games due to PEDs so Little likely starts at LT with rookie 1<sup>st</sup> round pick Anton Harrison on the right side. Taylor and Robinson were the only Jags OL last year with a pass block grade above 69. Otherwise, the offense does add dynamic WR Calvin Ridley, off a one-year gambling suspension. In his last full season, in 2020, Ridley finished 8<sup>th</sup> among WRs in yards per route run. Along with Christian Kirk, Zay Jones and Evan Engram, Ridley should make this receiving corps one of the better groups in the AFC. Defensively, the Jags have good young talent in edge rushers Josh Allen and Travon Walker, but zero depth. ED Arden Key left for TEN and DE Dawuane Smoot likely is out a while due to a late season achilles tear. The Jags have lost 14 of their 42 total sacks from last year with any replacements. The secondary is frankly not good. Whenever they faced a competent QB last year they were exploited. They did not add anyone meaningful via free agency or the draft.

**2023 Outlook:** The Jags were a fun young team last season and Lawrence's ascension into top 10 QB territory was great to see. They exceeded most people's expectations last year by winning six more games than the prior season. There have been 81 other teams with at least a five-win improvement and only 36% of those teams went over their win total the following season. In last year's preview I noted how in the prior five seasons every team that spent the most in free agency, like the Jags, improved their wins in the next season by at least three games. Jacksonville made it six straight seasons but, unfortunately, the next season those teams won an average of three less games and went 0-4-1 in clearing their win totals. The good news is that none of those teams had a franchise QB like Lawrence. But the fact that Jacksonville couldn't add any talent at all in FA this offseason shines light on why these teams dip back to earth so quickly. I really like Lawrence and the division is the worst in the NFL but considering how fragile the OL and defense are for Jacksonville, it wouldn't stun me if they are under .500. My ratings have them right in the 8-9 win range.

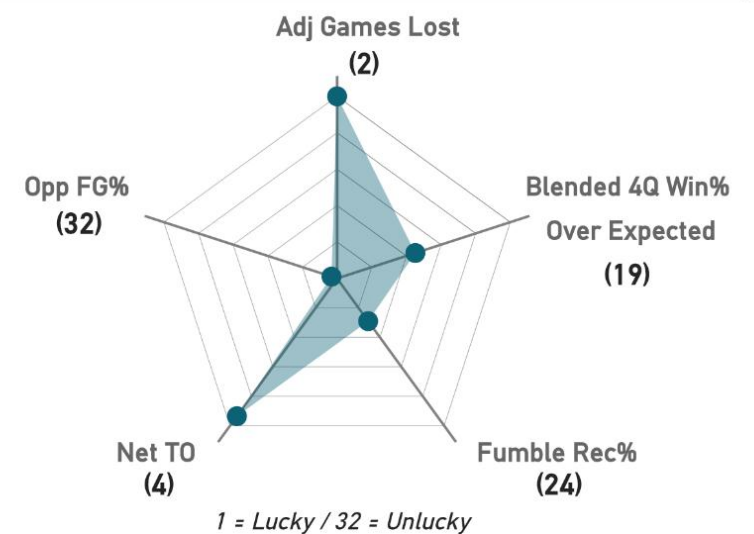
## OFFENSE ADVANCED RANKS




## DEFENSE ADVANCED RANKS



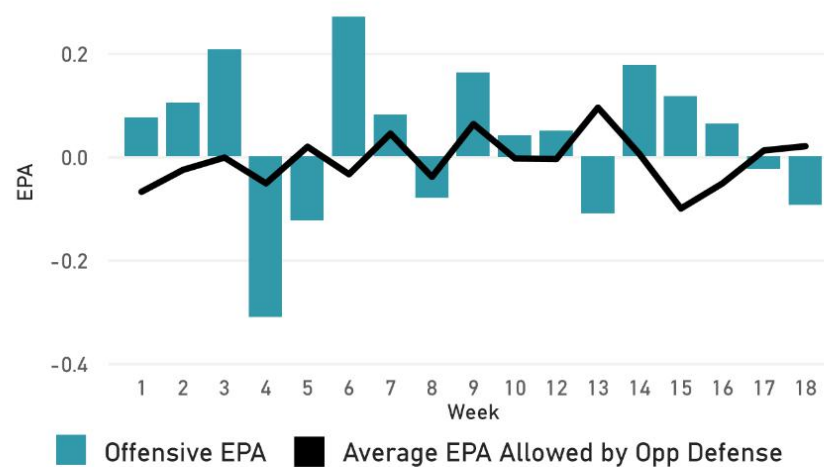
## LUCK FACTOR RANKS



## OL/DL RANKS



## OFFENSE EPA vs OPP AVG EPA ALLOWED



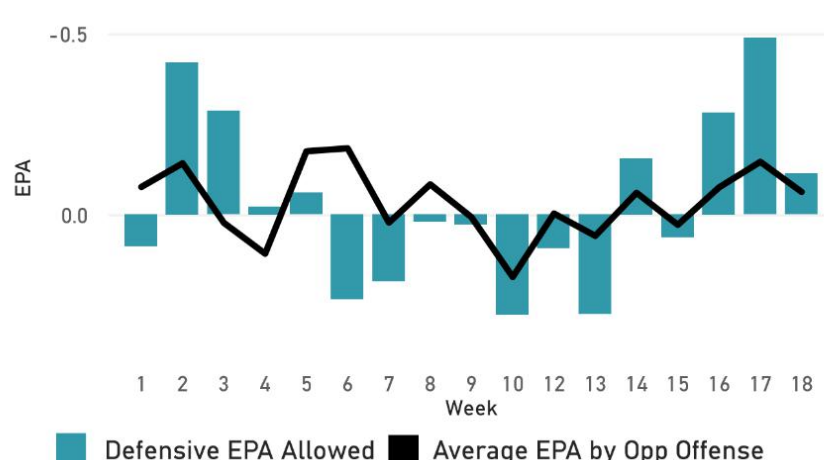
## OFFENSE DEPTH CHART

POS	STARTER	PLAYERS LOST
LWR	Calvin Ridley	Marvin Jones Jr.
RWR	Zay Jones	
SWR	Christian Kirk	
LT	Cam Robinson	
LG	Ben Bartch	
C	Luke Fortner	
RG	Brandon Scherff	
RT	Walker Little	Jawaan Taylor
TE	Evan Engram	
QB	Trevor Lawrence	
RB	Travis Etienne Jr.	
FB	Derek Parish (R)	

## DEFENSE DEPTH CHART

POS	STARTER	PLAYERS LOST
DE	Roy Robertson-Harris	
NT	Davon Hamilton	
DT	Folorunso Fatukasi	
LOLB	Josh Allen	
LILB	Foyesade Oluokun	
RILB	Devin Lloyd	
ROLB	Travon Walker	
LCB	Tyson Campbell	
SS	Rayshawn Jenkins	
FS	Andre Cisco	
RCB	Darius Williams	
NB	Tre Herndon	

## DEFENSE EPA ALLOWED vs OPP AVG EPA



## 2022 SCHEDULE vs 2023 SCHEDULE


2022 SCHEDULE			2023 SCHEDULE		
WK	OPP	SCORE	WK	OPP	SPREAD
1	@ W	L 22-28	1	@ U	-3.5
2	v U	W 24-0	2	v T	+3
3	@ B	W 38-10	3	v A	-7
4	@ M	L 21-29	4	v P	-4
5	v A	L 6-13	5	@ B	+3.5
6	@ U	L 27-34	6	v U	-6.5
7	v NY	L 17-23	7	@ N	+1
8	v H	L 17-21	8	@ I	+1
9	v A	W 27-20	10	v S	+1
10	@ T	L 17-27	11	v T	-5
12	v R	W 28-27	12	@ A	-4.5
13	@ B	L 14-40	13	v T	+1
14	@ T	W 36-22	14	@ C	+1
15	v S	W 40-34	15	v R	-1
16	@ M	W 19-3	16	@ A	-3.5
17	@ A	W 31-3	17	v A	-5
18	v T	W 20-16	18	@ T	-2.5

SOS 28/32

SOS\* 24/32

1 = Hardest Schedule

SOS\* based on TA's power rankings



# KANSAS CITY CHIEFS

DIVISION 2022 REC VEGAS WIN TOTAL '23  
AFC WEST (14-3) (11.5)

GENERAL MANAGER HEAD COACH  
BRETT VEACH ANDY REID  
OFFENSIVE COORDINATOR DEFENSIVE COORDINATOR  
MATT NAGY STEVE SPAGNUOLO

## REVIEW & ANALYSIS

**2022 Season Review:** What else can be said about Patrick Mahomes, Andy Reid and the Super Bowl Champion Kansas City Chiefs. In five seasons with the pairing, they've made the AFC Championship game each year, the Super Bowl three times and won two titles. That's a remarkable streak and a lesson to the football world to never bet against this group. It's amazing to look back at this time last year when the Chiefs were being summarily dismissed as title favorites after the trade of WR Tyreek Hill to Miami. They were not even the favorites in the AFC, the Buffalo Bills were the ones expected to take over as the kings of the AFC. But that did not happen, and the Chiefs cruised to a 14-win season. Mahomes, yet again, finished atop the EPA QB rankings and continued his reign as the king of the top right on every important QB stat graph. There are so many wonderful stats to depict just how good a QB he really is but one that stood out last season is that he faced the most pass defenses that ranked in the top 10 in EPA pass defense allowed (6). In only games against top 10 pass defenses, Mahomes ranked #1 among QBs in EPA per drop back (+0.09). That EPA is almost exactly the same against bottom 10 pass defenses he faced. His hodge podge of Wide Receivers did just enough, along with old reliable TE Travis Kelce, to win games and Mahomes clearly elevated this offense. Even when things looked bleak heading into the AFC Championship game against Cincinnati, with Mahomes nursing a high ankle sprain, he was able to gut it out and get the win.


**Luck Factor:** It's really hard to quantify anything the Chiefs ever do as "lucky". The one thing out of their control is injuries and during the regular season the Chiefs were one of the healthiest in the league. Obviously, with Mahomes' high ankle issue during the playoffs, they had to deal with some adverse luck in the postseason. The defense was the third healthiest, according to Football Outsiders adjusted games lost. The team's three top graded defenders by PFF, Chris Jones Nick Bolton and L'Jarius Snead, did not miss a single game last year. Last year, the Chiefs went 7-3 in one score games but that should not come as a surprise as they have finished above .500 in close games in each of Mahomes' five seasons. KC is now an incredible 30-15 in close games since Mahomes took over as starter in 2018. KC won one game last season, a 20-17 win versus the Titans, where they had less than a 40%-win probability halfway through the 4th quarter, where they eventually won.

**Schedule Analysis:** Prior to last season, the Chiefs were expected to face the most difficult schedule in the NFL, based on Vegas win totals. Fortunately for KC, the division was much worse than expected and many opponents on their schedule underperformed expectations. In fact, only five of the 18 teams on their schedule went over their Vegas win total, the lowest in the NFL. Their opponents averaged going under their preseason win total by 1.5 games, again the most in the NFL. This season they are expected to once again face a difficult set of opponents and by my ratings, will not face a single bottom five rated team. They play five teams (BUF, PHI, CIN, NYJ, MIA) inside my top 10 best in the NFL. They play Miami in Germany in week nine then following a bye week have a showdown with the Eagles, who also will be coming off a bye. Their schedule in December is extremely difficult. Not only do they face teams like the Bills and Bengals but, starting in week 12, the Chiefs play six straight games against opponents who will have a rest advantage. From week 13-16, opponents will have at least a three-game rest advantage prior to every single game against KC. To have such an extreme rest disadvantage to end the season and in consecutive games like this is really a test for the SB Champs.

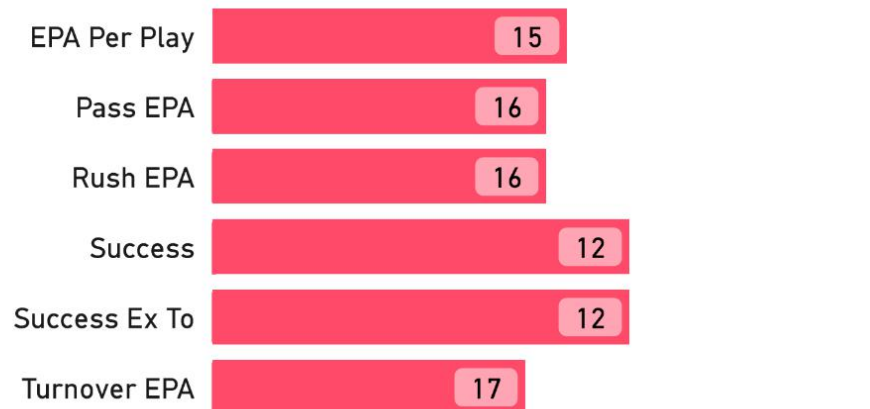
**Offseason:** There were no major losses like the Tyreek trade a season ago, but for every key player lost in free agency, a similar level of player was picked up to replace that loss. For example, RT Orlando Brown left for the Bengals, but the Chiefs went out and signed Jawaan Taylor to take his place. They graded out as the 22nd and 25th ranked Tackle in pass blocking by PFF last year. WR Juju Smith-Schuster left for NE, but the Chiefs got a cheaper version with the signing of Richie James who posted similar grades a year ago in New York. The Chiefs will once again go into a season with some question marks at WR. They are hoping mid-season acquisition Kadarius Toney will step up into the #1 role with Marquez Valdes-Scantling, Sky Moore, James and rookie Rashee Rice as supporting receivers. As long as Kelce is on the field and Mahomes is the QB, it really doesn't matter who plays WR. KC will also be replacing long-time OC Eric Bieniemy. Not much to say here as we all know that Reid is the engine for this offense. On defense, DE Frank Clark left for rival Denver, but the Chiefs signed Charles Omenihu, who pressured the QB at a higher rate and posted a much better PFF pass rush grade. KC did lose Safety Juan Thornhill to the Browns but are hoping 2022 2nd round pick Bryan Cook can fill in.

**2023 Outlook:** In 10 seasons in Kansas City, Reid's teams have now gone over their win total in nine of those seasons and have not won less than nine games in any of those seasons. Just a remarkable run of success. Yes, the schedule is difficult, especially with the gauntlet to end the season, but at this point you are playing with fire not picking Mahome to go deep into the playoffs. KC is likely to win 11+ games again, get to the AFC title game and Mahomes be a strong MVP contender.

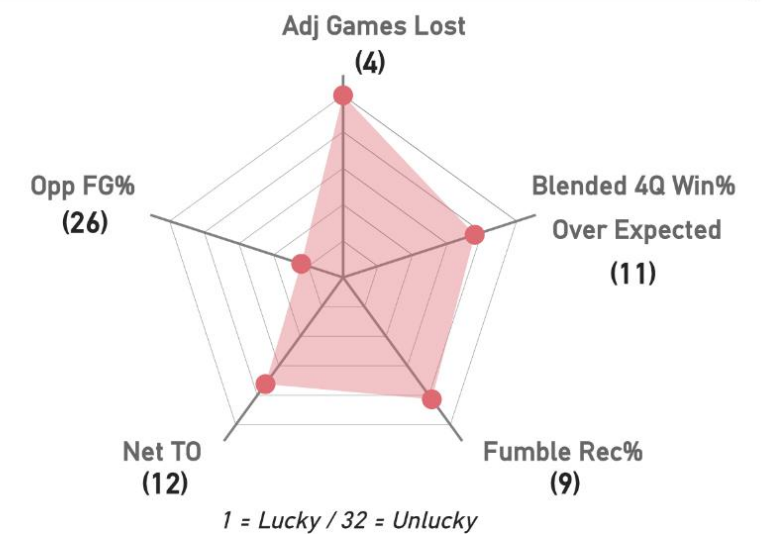
## OFFENSE ADVANCED RANKS



## DEFENSE ADVANCED RANKS



## LUCK FACTOR RANKS



## OL/DL RANKS



## 2022 SCHEDULE 2023 SCHEDULE

WK	OPP	SCORE	WK	OPP	SPREAD
1	@	W 44-21	1	v	-6.5
2	v	W 27-24	2	@	-3
3	@	L 17-20	3	v	-9.5
4	@	W 41-31	4	@	-2
5	v	W 30-29	5	@	-4
6	v	L 20-24	6	v	-7
7	@	W 44-23	7	v	-5.5
9	v	W 20-17	8	@	-3.5
10	v	W 27-17	9	v	-5.5
11	@	W 30-27	11	v	-3
12	v	W 26-10	12	@	-5
13	@	L 24-27	13	@	-5.5
14	@	W 34-28	14	v	-3.5
15	@	W 30-24	15	@	-4
16	v	W 24-10	16	v	-8.5
17	v	W 27-24	17	v	-3
18	@	W 31-13	18	@	-2

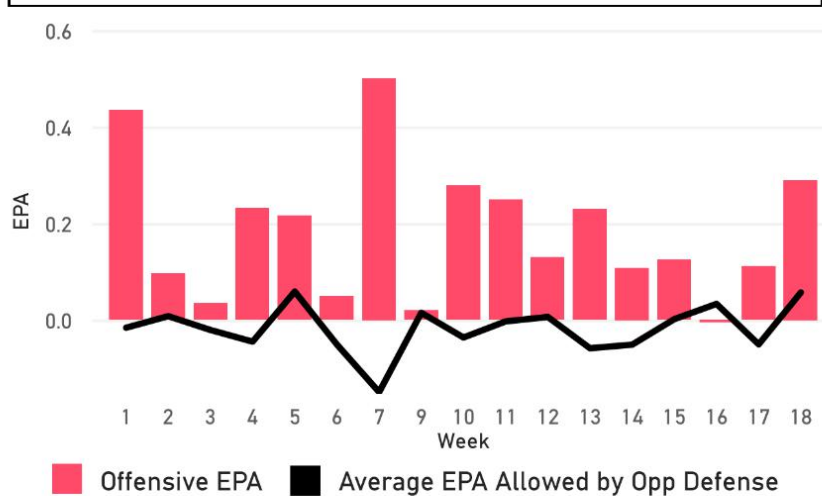
SOS 30/32

SOS\* 6/32

1 = Hardest Schedule

SOS\* based on TA's power rankings

## OFFENSE EPA vs OPP AVG EPA ALLOWED



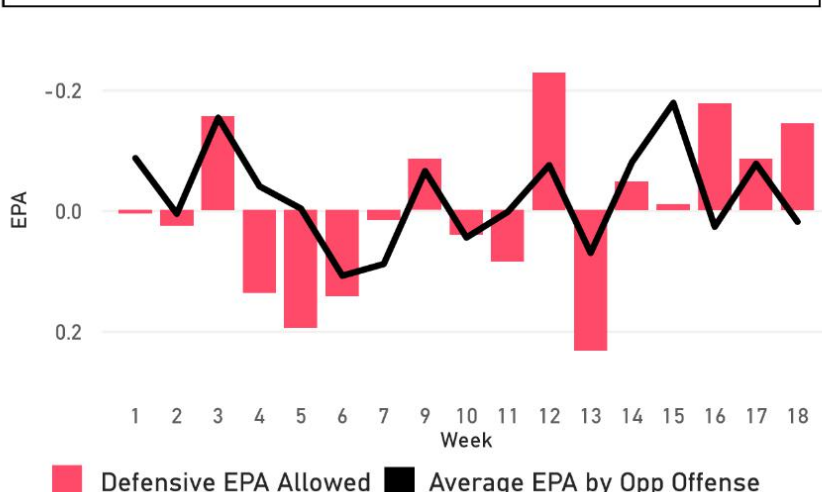
## OFFENSE DEPTH CHART

POS	STARTER	PLAYERS LOST
LWR	Marquez Valdes-Scantling	
RWR	Kadarius Toney	
SWR	Sky Moore	Juju Smith-Schuster
LT	Donovan Smith	Orlando Brown
LG	Joe Thuney	
C	Creed Humphrey	
RG	Trey Smith	
RT	Jawaan Taylor	Andrew Wylie
TE	Travis Kelce	
QB	Patrick Mahomes	
RB	Isiah Pacheco	


## DEFENSE DEPTH CHART

POS	STARTER	PLAYERS LOST
LCB	Jaylen Watson	Rashad Fenton
SS	Bryan Cook	
FS	Justin Reid	Juan Thornhill
RCB	L'jarius Snead	
NB	Trent McDuffie	
WLB	Willie Gay	
MLB	Nick Bolton	
LDE	George Karlaftis	
LDT	Derrick Nnadi	
RDT	Chris Jones	
RDE	Charles Omenihu	Frank Clark

## DEFENSE EPA ALLOWED vs OPP AVG EPA



Defensive EPA Allowed Average EPA by Opp Offense



# LOS ANGELES CHARGERS

DIVISION AFC WEST 2022 REC (10-7) VEGAS WIN TOTAL '23 (9.5)

GENERAL MANAGER TOM TELESCO  
OFFENSIVE COORDINATOR KELLEN MOORE

HEAD COACH BRANDON STALEY  
DEFENSIVE COORDINATOR DERRICK ANSLEY

## REVIEW & ANALYSIS

**2022 Season Review:** Another year, another disappointing end to a Chargers season. This time it ended in the Playoffs, which is a minor win, but nobody will feel good about blowing a 27-7 halftime lead over the Jags in the Wildcard round. Typical of any Chargers game from the last decade, this had to end in heartbreaking fashion. HC Brandon Staley stormed the league in 2021 and made +EV decisions at a high rate, to the detest of the old football guard who foolishly considered him reckless. Instead of continuing his path of making smart decisions, Staley acquiesced to peer pressure and went for it on 4<sup>th</sup> downs at a much lower rate and in turn cost his team valuable points. He finished as a league average decision maker in that regard and one poor decision in the 4<sup>th</sup> quarter, up 10 in their Wildcard loss (missed FG attempt on 4<sup>th</sup> and 3 from the Jags 22) potentially cost the Chargers the win. Hopes were high heading into last season, as expectations were that QB Justin Herbert would ascend to MVP of the league status. Also, the Chargers spent the 5<sup>th</sup> most money on acquisitions for high level players like ED Khalil Mack and CB JC Jackson. However, injuries kept this team from reaching its peak. WR Keenan Allen, LT Rashawn Slater, ED Joey Bosa and Jackson all missed at least seven games. Herbert suffered a torn rib cartilage in week 2 and was clearly affected for much of the season. Allen and Mike Williams could only play seven games together in the lineup and Herbert was forced to throw to guys like Deandre Carter and Josh Palmer. Somehow, the Chargers still made the playoffs ranked 30<sup>th</sup> in net yards per play. They were league average level at most every aspect but they continually got gashed on the ground, allowing a league high 5.6 ypc to RBs. This was the 2<sup>nd</sup> straight season that they allowed the highest ypc to RBs. Last offseason, LA signed interior DL in free agency like Austin Johnson and Sebastian Joseph-Day to try and fix the issue, but to no avail. But the real issue last year was the offense and, in particular, the style of offense. Nobody can question Herbert's ability but, for some strange reason, OC Joe Lombardi consistently had him dumping the ball off with inefficient pass plays. Herbert led the NFL in pass targets to RBs and 41<sup>st</sup> in intended air yards. Lombardi essentially used the same playbook as he did in New Orleans at the tail end of Drew Brees' career.

**Luck Factor:** Last season, LA went 7-5 in one score games during the regular season. Since QB Herbert took over in 2020, the Chargers rank 2<sup>nd</sup> in the NFL with 33 one score contests. The Chargers exceeded expectations and based on blended 4<sup>th</sup> quarter win probabilities, played more like an eight-win team. Historically, fading teams that overperform to this extent has been profitable. However, it's important to consider the injuries to Herbert and others that likely affected many outcomes.

**Schedule Analysis:** The Chargers schedule in 2022 was one of the easier in the league as they played nine games against teams that finished with a bottom 10 record. When you include the Wildcard loss to Jacksonville, they went 1-6 against playoff teams. The schedule this season is expected to be one of the toughest in the NFL. They play five of my top-rated teams and don't play any bottom five teams. They don't play any team with a current win total less than seven. In the first 12 weeks, the Chargers play four games against opponents with three or more days rest advantage and only once do they have that advantage themselves. In week seven they have to travel to KC on short rest while the Chiefs get a mini bye (off TNF). A team off a short week playing on the road against a team with a mini bye has only occurred 13 times since 2000. Teams like the Chargers are just 3-10 straight up and 4-9 ATS in this spot. And to do it against KC of all teams just makes this one of the toughest spots all season.

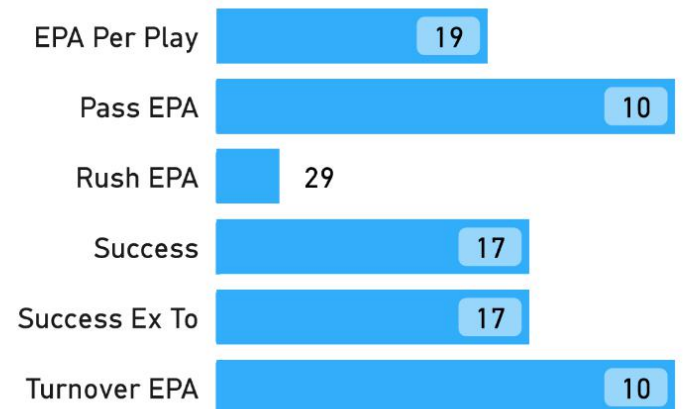
**Offseason:** One year after breaking the bank in free agency, LA was hamstrung and didn't make any major moves. The key move on offense was finally letting Lombardi go as OC and bringing in Kellen Moore from Dallas. It feels like a great marriage and Moore brings with him an up-tempo style (2<sup>nd</sup> in neutral game pace) and a multi-time top 10 offense. He should push the ball down the field more than Lombardi, as Dak Prescott has finished in the top half of the league in intended air yards in each season of Moore's tenure. I also think Moore's play calling will help in the red zone as Dallas has finished 6<sup>th</sup> and 1<sup>st</sup> the last two years in RZ TD%. In the draft, the Chargers used their first-round pick on TCU WR Quentin Johnston to give Herbert some more weapons. Johnston is 6'3 with a 40-inch vertical and runs a sub 4.5 40-yard dash. He is excellent after the catch and gives the Chargers a yac threat.

**2023 Outlook:** You could make the argument that the Chargers have the best roster in the NFL. If the key players for LA can stay relatively healthy, they can beat any team in the league. One year after they were many people's favorite SB dark horse, that they are being overlooked. It's hard to blame anyone for not believing in them until they see it. This team should be more dynamic on offense with Moore calling plays and Johnston adding play making. The schedule is really rough, however, and they may not be favored by more than a TD all year. My power ratings have them at nine wins, but it wouldn't surprise me at all if their ceiling was a SB appearance. I just can't get there right now.

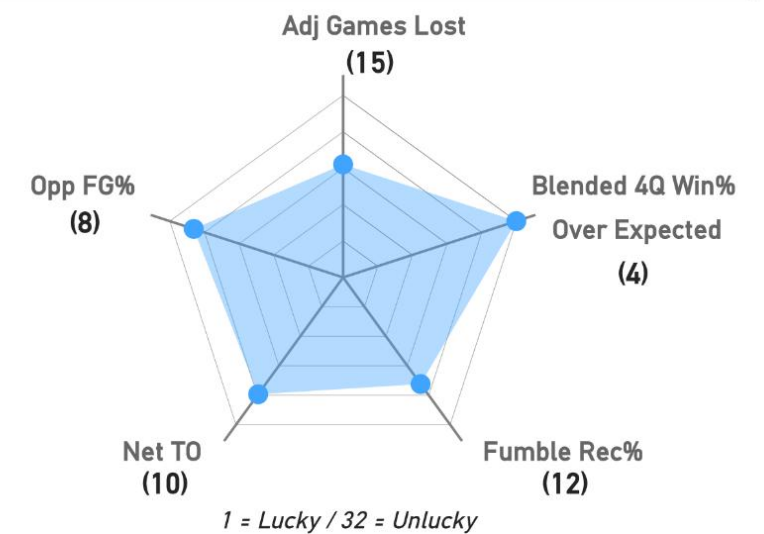
## OFFENSE ADVANCED RANKS



## DEFENSE ADVANCED RANKS



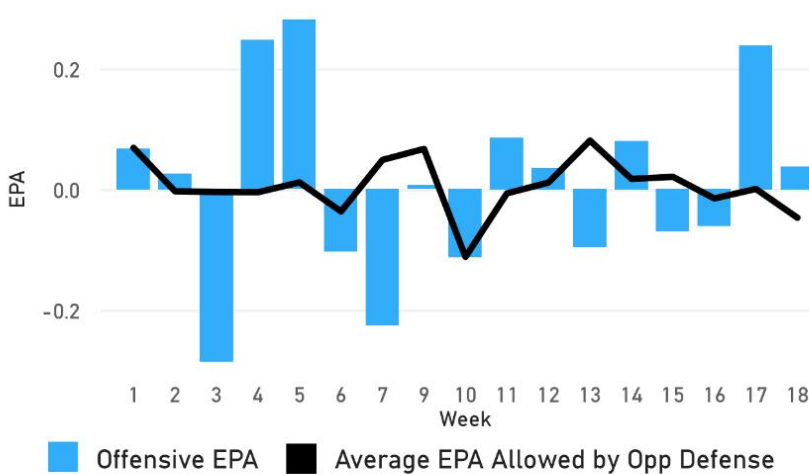
## LUCK FACTOR RANKS



## OL/DL RANKS



## OFFENSE EPA vs OPP AVG EPA ALLOWED



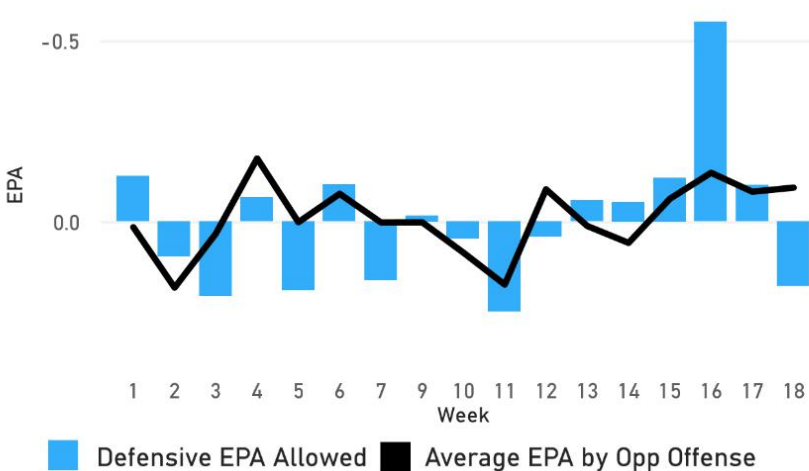
## OFFENSE DEPTH CHART

POS	STARTER	PLAYERS LOST
LWR	Mike Williams	
RWR	Quentin Johnston (R)	
SWR	Keenan Allen	
LT	Rashawn Slater	
LG	Zion Johnson	Matt Feiler
C	Corey Linsley	
RG	Jamaree Salyer	
RT	Trey Pipkins III	
TE	Gerald Everett	
QB	Justin Herbert	
RB	Austin Ekeler	
FB	Zander Horvath	

## DEFENSE DEPTH CHART

POS	STARTER	PLAYERS LOST
DE	Morgan Fox	
NT	Sebastian Joseph-Day	
DT	Austin Johnson	
LOLB	Khalil Mack	
LILB	Kenneth Murray Jr.	
RILB	Eric Kendricks	Drue Tranquill
ROLB	Joey Bosa	
LCB	Asante Samuel Jr.	
SS	Derwin James Jr.	
FS	Alohi Gilman	Nasir Adderley
RCB	Michael Davis	
NB	Ja'sir Taylor	Bryce Callahan

## DEFENSE EPA ALLOWED vs OPP AVG EPA



## 2022 SCHEDULE vs 2023 SCHEDULE


2022 SCHEDULE			2023 SCHEDULE		
WK	OPP	SCORE	WK	OPP	SPREAD
1	v	W 24-19	1	v	-2.5
2	@	L 24-27	2	@	-3.5
3	v	L 10-38	3	@	-1.5
4	@	W 34-24	4	v	-4.5
5	@	W 30-28	6	v	-1
6	v	W 19-16	7	@	+5.5
7	v	L 23-37	8	v	-5.5
9	@	W 20-17	9	@	+2
10	@	L 16-22	10	v	-2.5
11	v	L 27-30	11	@	-2.5
12	@	W 25-24	12	v	-2
13	@	L 20-27	13	@	-1.5
14	v	W 23-17	14	v	-3
15	v	W 17-14	15	@	-2.5
16	@	W 20-3	16	v	+1
17	v	W 31-10	17	@	+1
18	@	L 28-31	18	v	+2

SOS 31/32

SOS\* 5/32

1 = Hardest Schedule

SOS\* based on TA's power rankings



# LOS ANGELES RAMS

DIVISION 2022 REC VEGAS WIN TOTAL '23  
 NFC WEST (5-12) (6.5)

GENERAL MANAGER HEAD COACH  
 LES SNEAD SEAN MCVAY  
 OFFENSIVE COORDINATOR DEFENSIVE COORDINATOR  
 MIKE LAFLEUR RAHEEM MORRIS

## REVIEW & ANALYSIS

**2022 Season Review:** Fresh off a Super Bowl win, the Rams were expected to compete again in 2023. Instead, the team collapsed like a house of cards and finished 5-12. I call it a house of cards because that is exactly how the Rams were built. GM Les Snead F'd all their picks and created a roster full of stars and scrubs. It was apparent to anyone paying attention (see my 2022 Rams preview) that they were just a couple of injuries away from disaster. After years of skirting major injuries, things finally caught up to the Rams. Star WR Cooper Kupp tore his ACL and QB Matthew Stafford started slow, off an elbow injury, and later was shut down following multiple concussions. The Rams also suffered the most injuries in the NFL along their shallow OL. Coming into the season, LA didn't do much to replace retired all-pro LT Andrew Whitworth or G Austin Corbett and the lack of depth came back to haunt them. Stafford was pressured on virtually every snap and finished 26<sup>th</sup> in PFF grade and 25<sup>th</sup> in EPA. Even in games started by Stafford and Kupp, the Rams still ranked as the 2<sup>nd</sup> worst offense in the NFL. Eventually, the Rams were so desperate to try and save their season that they signed QB Baker Mayfield, who was awful (5<sup>th</sup> worst QB in EPA with LA). The Rams offense was bad no matter who started at QB and they finished as the worst offense in the NFL on early downs as well. Not even offensive genius, HC Sean McVay, could steer the offense to respectability.

Defensively, DT Aaron Donald was again fantastic, but CB Jalen Ramsey was not the same elite coverage CB that we are used to seeing. He was still good, but he gave up the most TDs in coverage (7), 2<sup>nd</sup> highest completion percentage (65.1%) and highest passer rating (98.6) of his career. The rest of the defense could not make up for the free agency losses of Von Miller, Darious Williams, among others. The defense finished 21<sup>st</sup> in EPA and 25<sup>th</sup> in drive success rate allowed.

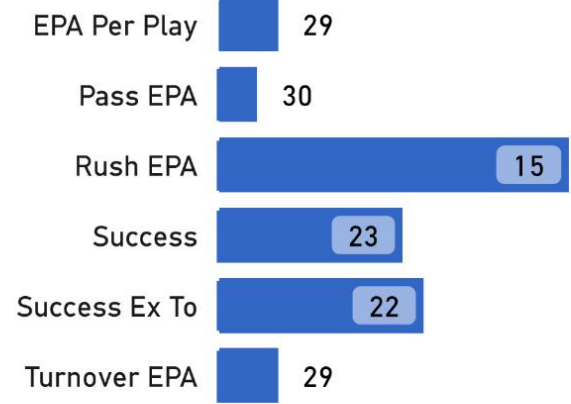
**Luck Factor:** I touched on the Rams poor injury luck last year, and after five straight seasons of ranking in the top 10 healthiest teams, they finished with the 2<sup>nd</sup> most impactful injuries. They had the worst injury situation along the OL, 3<sup>rd</sup> most at QB, 4<sup>th</sup> most at WR and most overall on offense. 13 different OL saw at least 70 snaps during the season, just a staggering figure. In fact, according to Football Outsiders, the Rams set a record for the most adjusted games lost along the OL in their database. They didn't perform much better in any other "luck" category as they lost the 5<sup>th</sup> most EPA due to offensive turnovers and saw FG kickers make a high rate against them. It's easy to tie in the poor OL performance helping to create those impactful turnovers.

**Schedule Analysis:** After facing a tough schedule last year, the Rams not only face some tough opponents, but also some brutal rest disadvantages. They get tested right away facing three of the top five Super Bowl contenders (SF, CIN, PHI), plus Seattle, in the first five games. To make matters worse, the Rams have the unenviable task of facing a league high (tied w SF) four opponents coming off their bye week (week 7 v PIT, week 8 at DAL, week 14 at BAL, week 15 v WAS). To add insult to injury, LA has to travel to Indianapolis at 1pm Est, in week four, following a road MNF game. Teams are only 22-34 (39%) straight up and 44% ATS in this spot since 2000. I have the Rams favored just three times all year and only once (week 6 v ARI) by more than three points.

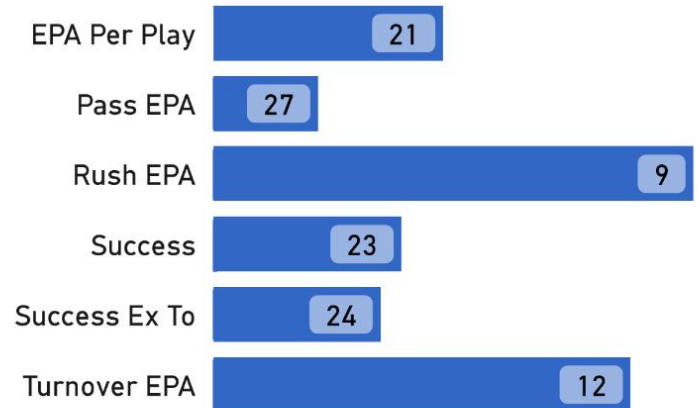
**Offseason:** The Rams barely made a noise in free agency this offseason and didn't sign a single player for more than 1 year and \$1.1M. They are going to rely on 13 draft picks this season to build depth on this roster. They will be looking for 2<sup>nd</sup> round pick Steve Avila to step right in at LG to go with Bruss, off his torn ACL, to help stabilize this OL. Otherwise, the offense will look virtually identical to the opening day lineup last year, sans disappointing WR Allen Robinson who was traded to Pittsburgh. On defense, Donald must be looking around wondering where everyone went. Not only did the Rams trade Ramsey to Miami, but ED Leonard Floyd left for Buffalo and LB Bobby Wagner went back to Seattle. There are only three starters that remain- Donald, LB Ernest Jones, S Jordan Fuller, from their opening day lineup last year. Of the nine front seven players who recorded a sack last year, only three players remain. I had to do a double take when I saw discovered this. Among the 42 defensive players listed on their roster, only one (Donald) was drafted in the top two rounds. Only one other player, LB Ernest Jones, was drafted in the top three rounds, and has played in an NFL game. Just incredible what the Rams will be fielding this season on defense.

**2023 Outlook:** Nobody expects the Rams to compete, and the question will be how long the franchise will go with Stafford if he and the team struggles early against that brutal schedule. With multiple potential franchise QBs staring them in the face in the 2024 draft, there are scenarios where the team pulls the plug on the season pretty early. Between the fragility of Stafford, a rough schedule and a poor defense, I will fade the Rams. My pure ratings have the Rams winning 6 games but that assumes they don't start tanking halfway through the season. I think there is value in the Rams going under their alternative under and the Rams winning the fewest games as a semi-long shot.

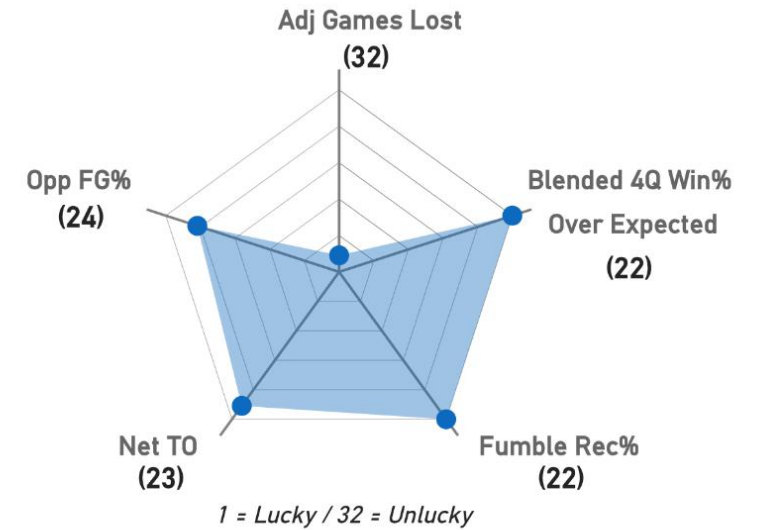
## OFFENSE ADVANCED RANKS



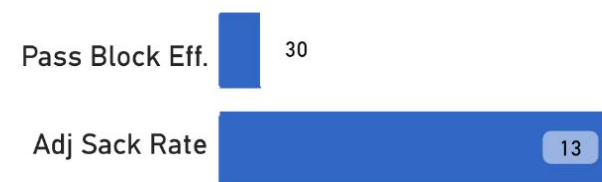
## DEFENSE ADVANCED RANKS



## LUCK FACTOR RANKS



## OL/DL RANKS



## 2022 SCHEDULE vs 2023 SCHEDULE

2022 SCHEDULE			2023 SCHEDULE		
WK	OPP	SCORE	WK	OPP	SPREAD
1	v	L 10-31	1	@	+6
2	v	W 31-27	2	v	+4.5
3	@	W 20-12	3	@	+7.5
4	@	L 9-24	4	@	-1
5	v	L 10-22	5	v	+5.5
6	v	W 24-10	6	v	-4
8	v	L 14-31	7	v	+2
9	@	L 13-16	8	@	+7
10	v	L 17-27	9	@	+2.5
11	@	L 20-27	11	v	+2
12	@	L 10-26	12	@	-2
13	v	L 23-27	13	v	+1.5
14	v	W 17-16	14	@	+6.5
15	@	L 12-24	15	v	-1
16	v	W 51-14	16	v	+1
17	@	L 10-31	17	@	+3
18	@	L 16-19	18	@	+6

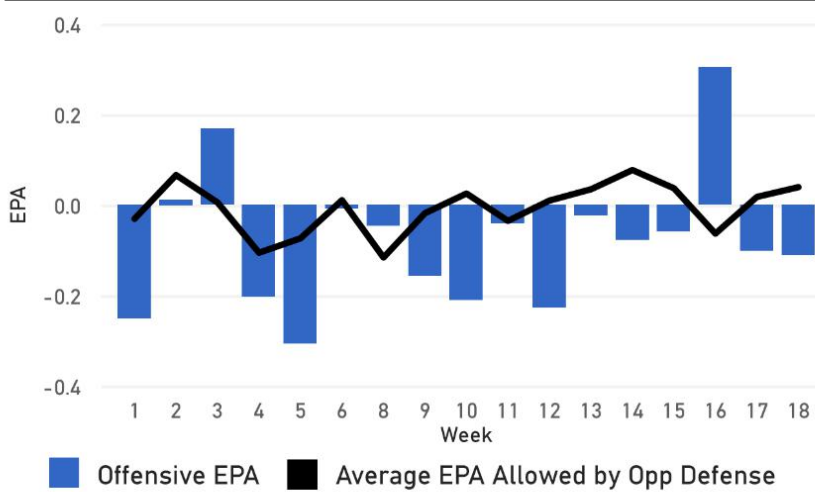
SOS 11/32

SOS\* 13/32

1 = Hardest Schedule

SOS\* based on TA's power rankings

## OFFENSE EPA vs OPP AVG EPA ALLOWED



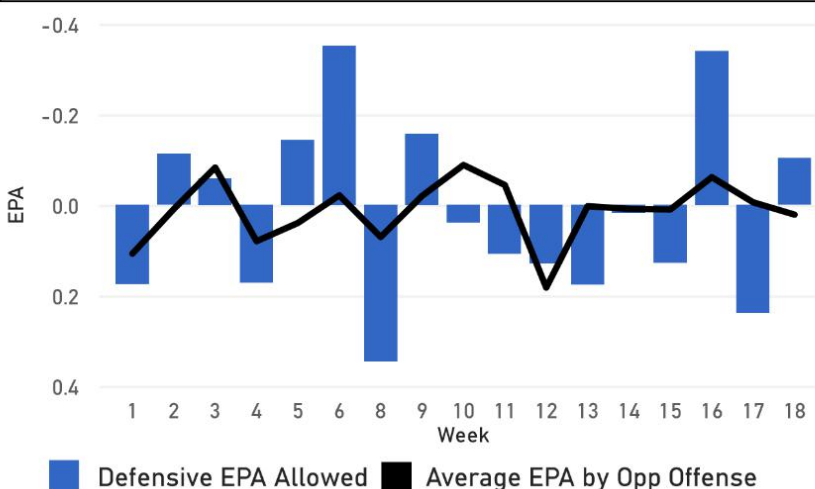
## OFFENSE DEPTH CHART


POS	STARTER	PLAYERS LOST
LWR	Ben Skowronek	Allen Robinson li
RWR	Van Jefferson	
SWR	Cooper Kupp	
LT	Joe Noteboom	
LG	Steve Avila (R)	Matt Skura
C	Brian Allen	
RG	Logan Bruss	
RT	Rob Havenstein	
TE	Tyler Higbee	
QB	Matthew Stafford	
RB	Cam Akers	

## DEFENSE DEPTH CHART

POS	STARTER	PLAYERS LOST
DE	Marquise Copeland	A'Shawn Robinson Greg Gaines
NT	Bobby Brown III	
DT	Aaron Donald	
LOLB	Byron Young	
LILB	Ernest Jones	
RILB	Christian Rozeboom	Bobby Wagner
ROLB	Michael Hoecht	
LCB	Derion Kendrick	
SS	Jordan Fuller	
FS	Russ Yeast	Nick Scott
RCB	Robert Rochell	Jalen Ramsey Troy Hill
NB	Cobie Durant	

## DEFENSE EPA ALLOWED vs OPP AVG EPA





# LAS VEGAS RAIDERS

DIVISION 2022 REC VEGAS WIN TOTAL '23  
AFC WEST (6-11) (6.5)

GENERAL MANAGER HEAD COACH  
DAVE ZIEGLER JOSH MCDANIELS  
OFFENSIVE COORDINATOR DEFENSIVE COORDINATOR  
MICK LOMBARDI PATRICK GRAHAM

## REVIEW & ANALYSIS

**2022 Season Review:** Following the off-season splash trade for WR Davante Adams, the hiring of HC Josh McDaniels and coming off a playoff appearance, spirits were high for the 2022 Raiders. However, those that dug into the 2021 Raiders recognized how much they outperformed their win total and negative regression was likely coming. A 7-2 one score record with a -65 point differential were not good predictors of future success and a disappointing 6-11 season followed. I noted in last year's preview that, based on point differential, the Raiders were not truly a playoff caliber team and they had won 3.1 games more than you would expect.

QB Derek Carr finished 13<sup>th</sup> in EPA but only 26<sup>th</sup> in success rate against a difficult schedule of opposing pass defenses. He did push the ball down the field a lot to Adams and his 9.1 intended air yards per attempt ranked 4<sup>th</sup> highest in the NFL. However, he was not McDaniels' handpicked QB and once the losses started piling up, Carr was the scapegoat and sent packing. RB Josh Jacobs came out of nowhere to lead the NFL in rushing and made this Raiders offense dynamic. Based on my drive success rate metric, they finished 8<sup>th</sup> best in the NFL. There was so much more wrong with the Raiders than Carr, namely poor interior OL/DL and an awful secondary. Not surprisingly, the defense struggled and finished 30<sup>th</sup> in EPA. They were the only defense in the league to hold just one opposing pass offense to a game in the bottom 20<sup>th</sup> percentile during the season.

**Luck Factor:** Las Vegas followed up a 7-2 close game record in 2021 with a 4-9 debacle in 2022. In the 2021 season, with all of those close wins, the Raiders posted the 13th highest wins over expected, based on point differential, of any team since 2000. Nine of those 13 teams went under their win total the next season, including the Raiders. There were 10 games last season in the NFL, where a team held a 90%+ win probability in the 4<sup>th</sup> quarter and lost. Las Vegas accounted for two of those games themselves- a week two loss in OT to Arizona and a week 14 loss on TNF in LA.

Amazingly, one season after they led the NFL in wins over expected they followed it up with the 2nd biggest underperforming season in the NFL, winning 1.9 games less than expected. Their point differential of -23 was actually much better in 2023, but they won four less games because of those blown leads.

The Raiders did catch some breaks as they led the NFL with a 73% fumble recovery rate on offense and the 9<sup>th</sup> highest rate on defense. Also, opposing FG kickers also made the lowest rate of kicks against the Raiders, at just 70%. One area where the Raiders have continually struggled under Carr is in the red zone, where they finished 26<sup>th</sup> in TD%, which made it five straight seasons ranking 22<sup>nd</sup> or worse. Among qualified QBs last year, Carr ranked last in completion percentage inside the 10-yard line (33%).

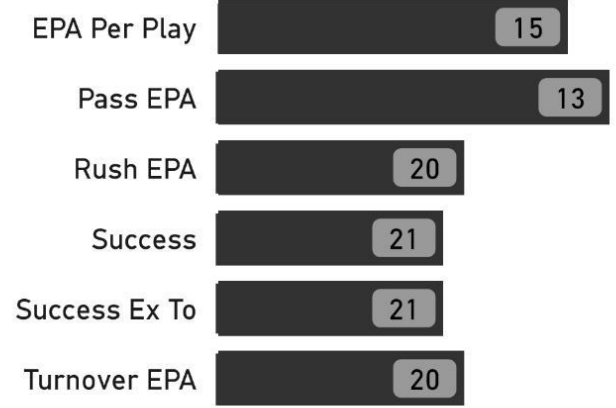
**Schedule Analysis:** The Raiders faced one of the ten easiest schedules last season, which makes their 6-11 record all that more disappointing. In fact, only six of their opponents all season went over their preseason win total, the 4<sup>th</sup> lowest in the league. This season, I have the Raiders with the 7<sup>th</sup> toughest schedule and their pass defense will certainly be tested by facing five of the top seven pass offenses last year. Las Vegas does have a three-game home stretch and starting in week 11 will be at home for almost a month straight. One rough spot for the Raiders is a week 17 matchup on a short week in KC. Teams are only 22-34 (39%) straight up and 44% ATS in this spot since 2000.

**Offseason:** The biggest change in 2023 for the Raiders is at QB where Carr has been replaced by Jimmy Garoppolo. He will be reunited with McDaniels, so he at least has some familiarity with the offense. However, Jimmy had foot surgery in the off season and raises concerns about his availability. Everyone is saying the right things but between the injury concern and Garoppolo leaving the friendliest offensive system for a QB in the league, it is certainly a question mark. The Raiders lost TE Darren Waller and backup Foster Moreau and replaced them with veteran Austin Hooper and 2<sup>nd</sup> round pick Michael Mayer from Notre Dame. I liked the signing of WR Jakobi Meyers, who is a solid player and who knows the McDaniels system. Unfortunately, this regime decided to ignore the interior of the OL, which is one of the worst groups in the NFL. Garoppolo has consistently been one of the worst QBs in the NFL under pressure and playing behind this shaky OL could be an issue.

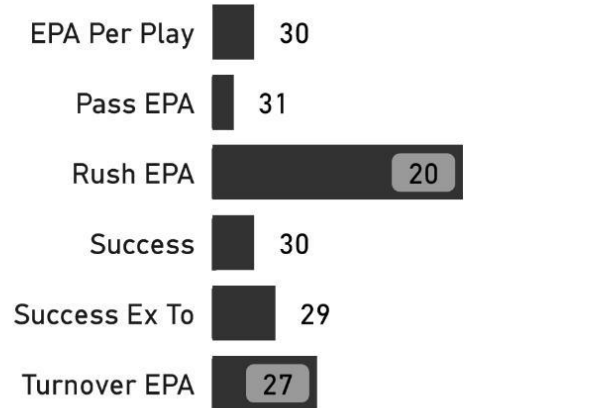
Defensively, the Raiders added ED Tyree Wilson in the top 10 of the draft. Otherwise, ED Maxx Crosby is the only impact player on the entire defense. In fact, Crosby and CB Duke Shelly are the only players on the starting defense who posted a PFF grade above 65 last season. Shelly broke out last season out of nowhere in Minnesota but it's hard to see him play as well as he did last season (86.4 PFF coverage grade). He will be joined outside by CB David Long Jr. from the Rams, who has graded out as one of the worst CBs in the NFL the last few seasons.

**2023 Outlook:** I believe it's safe to say that McDaniels is not a good NFL HC. I also don't trust his decision-making and sticking an oft-injured Garoppolo behind a shaky OL and outside of the QB-friendly Shanahan system is a risk. Only 8% of Jimmy's attempts the last two seasons have been 20+ yards in the air, one of the lowest in the league, could diminish Adams' skills. I won't be counting on Jacobs to produce yet another league leading rushing season and the likelihood is he will regress 340 attempts a season ago. The defense is bad and with this schedule, things can get ugly in a hurry. They have enough talent to be frisky, but my ratings have this team winning just seven games.

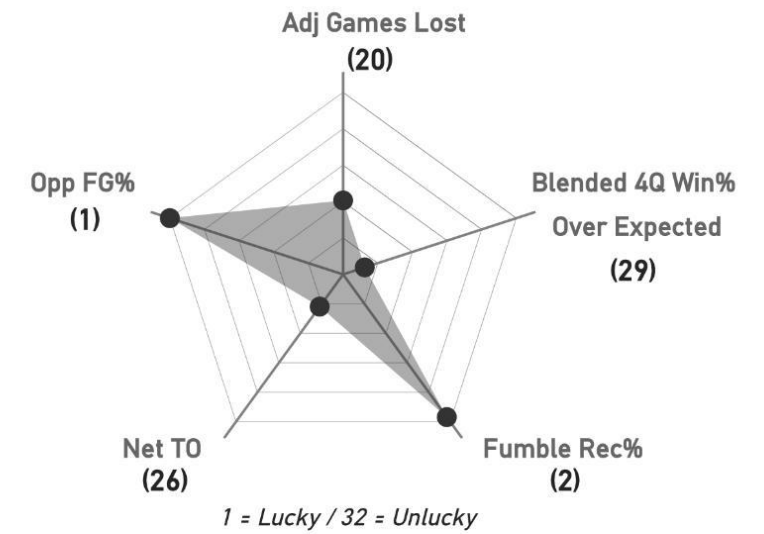
## OFFENSE ADVANCED RANKS



## DEFENSE ADVANCED RANKS



## LUCK FACTOR RANKS



## OL/DL RANKS

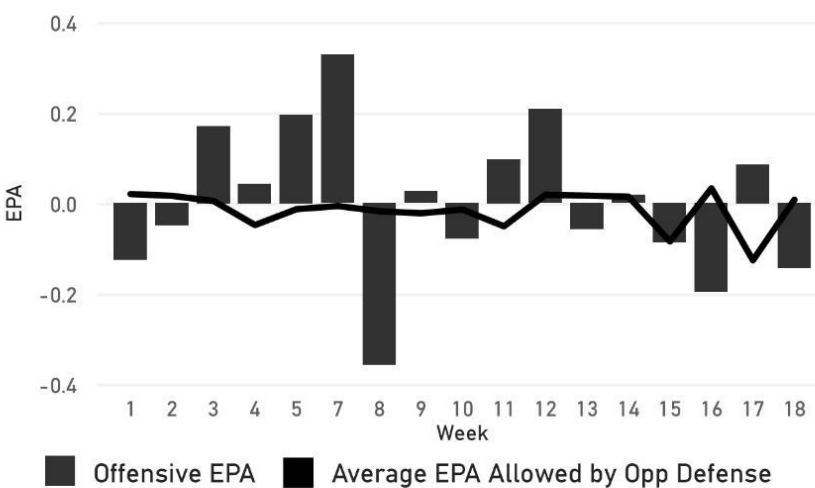


## 2022 SCHEDULE vs 2023 SCHEDULE

2022 SCHEDULE			2023 SCHEDULE		
WK	OPP	SCORE	WK	OPP	SPREAD
1	@	L 19-24	1	@	+4
2	v	L 23-29	2	@	+8
3	@	L 22-24	3	v	+1
4	v	W 32-23	4	@	+4.5
5	@	L 29-30	5	v	-1.5
7	v	W 38-20	6	v	-1
8	@	L 0-24	7	@	+1
9	@	L 20-27	8	@	+4.5
10	v	L 20-25	9	v	-1.5
11	@	W 22-16	10	v	+2.5
12	@	W 40-34	11	@	+5.5
13	v	W 27-20	12	v	+5
14	@	L 16-17	14	v	+1
15	v	W 30-24	15	v	+2.5
16	@	L 10-13	16	@	+8.5
17	v	L 34-37	17	@	-2
18	v	L 13-31	18	v	+1

SOS 26/32 SOS\* 7/32  
1 = Hardest Schedule SOS\* based on TA's power rankings

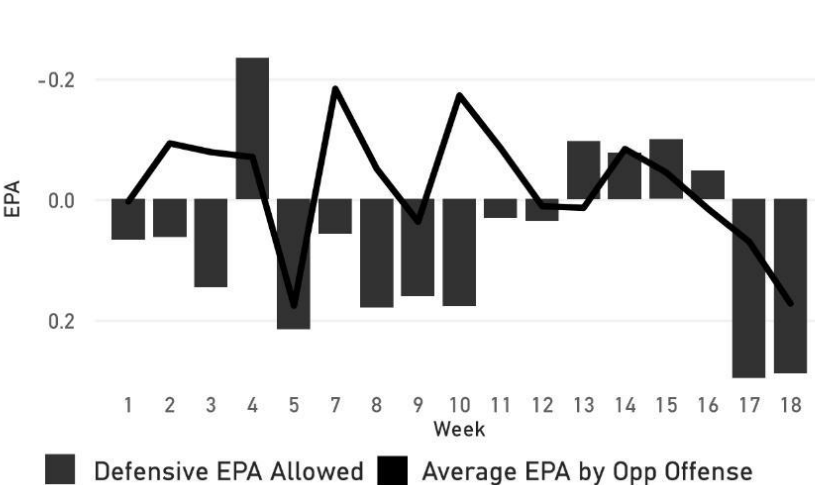
## OFFENSE EPA vs OPP AVG EPA ALLOWED



## OFFENSE DEPTH CHART

POS	STARTER	PLAYERS LOST
LWR	Davante Adams	
RWR	Jakobi Meyers	Mack Hollins
SWR	Hunter Renfrow	
LT	Kolton Miller	
LG	Dylan Parham	
C	Andre James	
RG	Alex Bars	
RT	Jermaine Eluemunor	
TE	Austin Hooper	Foster Moreau
QB	Jimmy Garoppolo	Derek Carr
RB	Josh Jacobs	
FB	Jakob Johnson	


## DEFENSE EPA ALLOWED vs OPP AVG EPA



## DEFENSE DEPTH CHART

POS	STARTER	PLAYERS LOST
LCB	Duke Shelly	
SS	Marcus Epps	Johnathan Abram
FS	Tre'von Moehrig	
RCB	David Long Jr.	Rock Ya-Sin
NB	Nate Hobbs	
WLB	Robert Spillane	
MLB	Divine Deablo	
LDE	Maxx Crosby	
LDT	Jerry Tillery	
RDT	Bilal Nichols	
RDE	Chandler Jones	





# MIAMI DOLPHINS

DIVISION AFC EAST 2022 REC (9-8) VEGAS WIN TOTAL '23 (9.5)

GENERAL MANAGER CHRIS GRIER  
OFFENSIVE COORDINATOR FRANK SMITH

HEAD COACH MIKE MCDANIEL  
DEFENSIVE COORDINATOR VIC FANGIO

## REVIEW & ANALYSIS

**2022 Season Review:** There were questions regarding whether new HC Mike McDaniel would be able to replicate the explosive offense after leaving the Shanahan nest in SF. Through the first twelve weeks of last season, the Miami Dolphins were ranked #3 in offensive EPA, Tua was the #1 ranked QB in EPA and the team was sitting pretty at 8-3. However, Tua's injuries started to catch up, as did the league to the Miami offense, and the Dolphins limped into the Playoffs losing five of their last six games. Tua finished the season as QB #27 in EPA from week 12 on. Tua couldn't play in the finale and the Dolphins were forced to trot out 3<sup>rd</sup> string rookie QB Skylar Thompson in Buffalo (Bernie Parmalee was not there). Although it was a valiant effort, they could not come all the way back from a big deficit and lost 34-31. Even though there were bumps in the road, nobody can question how good this offense can be when everyone is healthy. In just the 12 games that Tua started and finished, the Dolphins ranked #2 in EPA on offense and scored 29+ points in 50% of those games. WR Tyreek Hill was as advertised (126- 1,779- 7 TD) and was PFFs #1 graded WR. Jaylen Waddle was excellent as well (78- 1,400- 8 TD) forming the best duo in the NFL.

Defensively, the Dolphins were decent at times (15<sup>th</sup> in EPA allowed on early downs) but could not create turnovers (31<sup>st</sup> in EPA gained off turnovers) and got burned too much on 3<sup>rd</sup> downs (29<sup>th</sup> in EPA). Some of why they got hurt on late downs was because of how aggressive the defense was under DC Josh Boyer, blitzing at the 3<sup>rd</sup> highest rate in the NFL (33.3%). Unfortunately, that didn't translate into a ton of pressures, and they finished 17<sup>th</sup> in pressure rate. That lack of pressure on blitzes forced a mediocre set of CBs to play on an island and they were susceptible on 3<sup>rd</sup> downs. They tried to help the pass rush by overpaying in a deadline deal for DE Bradley Chubb. In the final nine games, he was just ok, creating pressure at an 11% clip with just four sacks. They need him to be better.

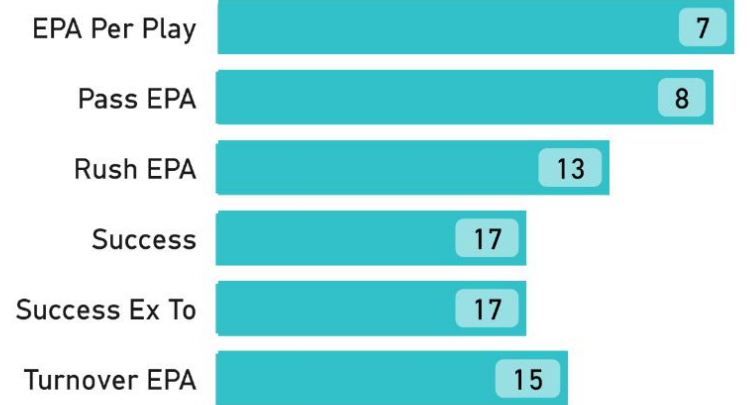
**Luck Factor:** Any time you lose your starting QB for multiple games and your backup for a Playoff game, you are running into tough luck as Miami did last year. To be fair, both Tua and Teddy Bridgewater have had lengthy injury histories. It would have been fun to see this team with a healthy starting QB against the Bills. Otherwise, Miami could not stop turning it over in key spots (27<sup>th</sup> in EPA lost due to turnovers) and as mentioned above, couldn't force enough big ones on defense. Tua was only involved in three of the nine most impactful turnovers on offense so just getting him to play more should help reduce that impact.

**Schedule Analysis:** Last season, Miami faced a tough schedule that ranked as one of the five toughest in the league. This season will be even more brutal as Miami will play eight games against teams that sit in the top eight of the Super Bowl odds. This includes four against the top three teams (KC, PHI, BUF)! They play the most games against my top six teams in the NFL and also face the most top 10 QBs (9), based on my rankings. It's an absolutely brutal set of opponents. They also have to travel over to Germany to play the Chiefs but at least get a bye the following week. The good news is that they will get nine home games, and they have been the 2<sup>nd</sup> best ATS home team since 2015, covering at a 60% clip.

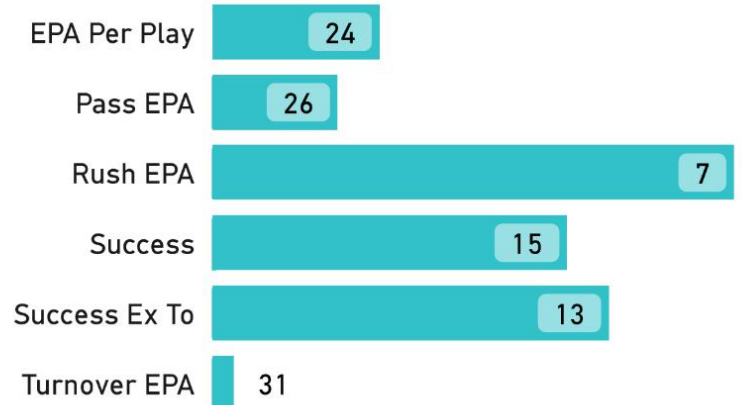
**Offseason:** The offense is essentially running it back, although I loved the under the radar signing of slot WR Braxton Berrios. He will be open a lot on 3<sup>rd</sup> downs with Hill and Waddle getting all the attention. They did add Mike White as a backup QB, who has shown some signs that he can play well when called upon. But they went big game hunting to improve the defense with the acquisition of CB Jalen Ramsey and the hiring of DC Vic Fangio. While Ramsey is likely not the elite CB, he was a few years ago, he is still a really good player (10<sup>th</sup> in PFF coverage grade) and fits perfectly next to Xavien Howard. They also drafted CB Cam Smith out of South Carolina in the 2<sup>nd</sup> round. He showed elite athleticism at the combine, by running a 4.43 40 and posting a 9.68 RAS. He can start as a nickel CB and any value he can bring as a rookie is a bonus. Signing David Long, an ascending LB from the Titans was an underrated acquisition as well. But maybe more impactful than Ramsey is the hiring of Fangio to run this defense. Fangs is possibly the best DC the NFL has seen in the last decade. In a 2019 interview with ESPN Sean McVay, Kyle Shanahan and Matt LaFleur were all asked which defense was most difficult to read and attack. They all said Fangio. Contrary to Boyer's high blitzing schemes, Fangio will sit back in disguise and force you to find the openings underneath. His famous two high safety defenses forces QBs to be patient and limit explosive plays. He has been the DC or HC for 11 seasons since 2011 in SF. His defenses have ranked top 17 in net passing yards per attempt in every season, including five top 10 ranks. They are going to need his defense to step up considering they face QBs like Mahomes, Allen, Lamar, Dak, Herbert, Rodgers and Hurts.

**2023 Outlook:** I really want to like Miami this year considering another season in this McDaniels offense and the additions of Ramsey and Fangio on defense. But the schedule could be as difficult as any in the NFL and you just can't rely on Tua to play all season. Still, my ratings have Miami winning 10.1 games, even with that schedule.

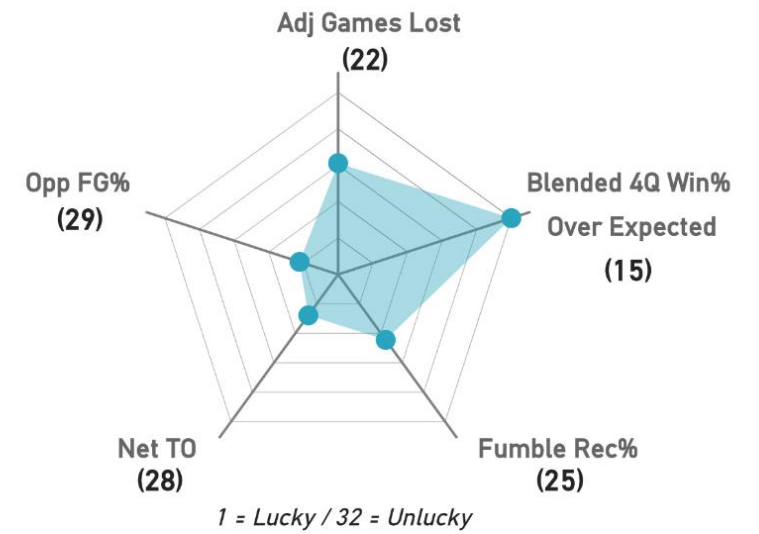
## OFFENSE ADVANCED RANKS



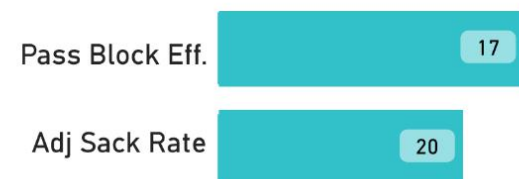
## DEFENSE ADVANCED RANKS



## LUCK FACTOR RANKS



## OL/DL RANKS



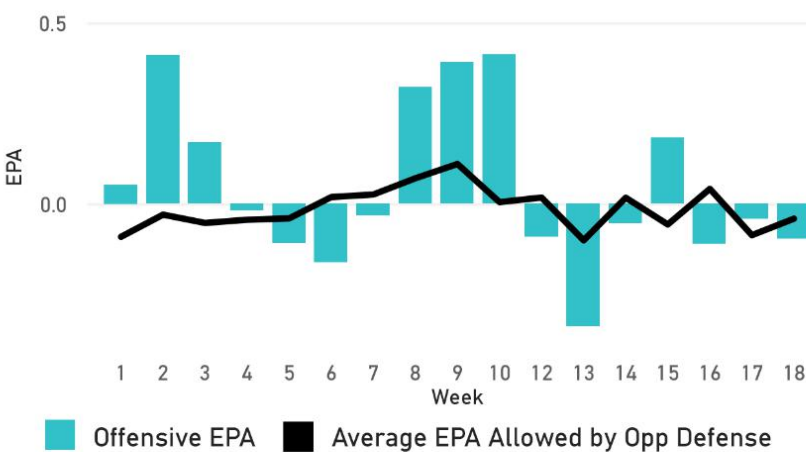
## 2022 SCHEDULE vs 2023 SCHEDULE

2022 SCHEDULE			2023 SCHEDULE		
WK	OPP	SCORE	WK	OPP	SPREAD
1	v	W 20-7	1	@	+2.5
2	@	W 42-38	2	@	-2.5
3	v	W 21-19	3	v	-3.5
4	@	L 15-27	4	@	+3.5
5	@	L 17-40	5	v	-4.5
6	v	L 16-24	6	v	-7
7	v	W 16-10	7	@	+4
8	@	W 31-27	8	v	-4
9	@	W 35-32	9	@	+5.5
10	v	W 39-17	11	v	-5.5
12	v	W 30-15	12	@	+2.5
13	@	L 17-33	13	@	-3.5
14	@	L 17-23	14	v	-7.5
15	@	L 29-32	15	v	-1.5
16	v	L 20-26	16	v	-1.5
17	@	L 21-23	17	@	+1
18	v	W 11-6	18	v	-1.5
		<b>SOS 3/32</b>			<b>SOS* 3/32</b>

1 = Hardest Schedule

SOS\* based on TA's power rankings

## OFFENSE EPA vs OPP AVG EPA ALLOWED



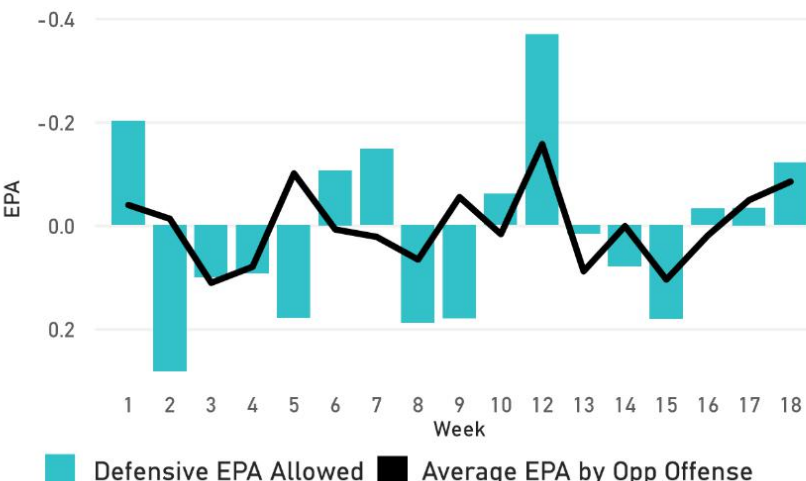
## OFFENSE DEPTH CHART


POS	STARTER	PLAYERS LOST
LWR	Jaylen Waddle	
RWR	Tyreek Hill	
SWR	Braxton Berrios	
LT	Terron Armstead	
LG	Liam Eichenberg	
C	Connor Williams	
RG	Robert Hunt	
RT	Austin Jackson	
TE	Durham Smythe	
QB	Tua Tagovailoa	
RB	Raheem Mostert	
FB	Alec Ingold	

## DEFENSE DEPTH CHART

POS	STARTER	PLAYERS LOST
DE	Zach Sieler	
NT	Raekwon Davis	
DT	Christian Wilkins	
LOLB	Jaelan Phillips	
LILB	David Long Jr.	Elandon Roberts
RILB	Jerome Baker	
ROLB	Bradley Chubb	
LCB	Xavien Howard	
SS	Brandon Jones	
FS	Jevon Holland	
RCB	Jalen Ramsey	
NB	Kader Kohou	

## DEFENSE EPA ALLOWED vs OPP AVG EPA





# MINNESOTA VIKINGS

DIVISION 2022 REC VEGAS WIN TOTAL '23  
 NFC NORTH (13-4) (8.5)

GENERAL MANAGER HEAD COACH  
 KWESI ADOFO-MENSAH KEVIN O'CONNELL  
 OFFENSIVE COORDINATOR DEFENSIVE COORDINATOR  
 WES PHILLIPS BRIAN FLORES

## REVIEW & ANALYSIS

**2022 Season Review:** There was no team in 2022 whose final record was furthest from their true selves than the Minnesota Vikings. They finished the regular season 13-4, won the NFC North, but lost to the NY Giants in the Wildcard round of the Playoffs 31-24. Interestingly, that seven-point loss was the only Vikings loss all season by less than 11 points. 11 of their 13 wins came by eight points or less while their four regular season losses came by an average of 22 points. Even though they finished with an impressive record, they ranked 29<sup>th</sup> in net yards per play and 27<sup>th</sup> in DVOA.

New HC Kevin O'Connell did a nice job with the offense that finished eighth in the NFL in success rate, QB Kirk Cousins was his usual just-above-average self and WR Justin Jefferson won Offensive Player of the Year. The defense was a major disappointment, especially the pass defense, and finished 30<sup>th</sup> in yards per pass attempt allowed. Their splits were interesting considering they ranked 27<sup>th</sup> in EPA allowed on early downs but #1 in the league on 3<sup>rd</sup> and 4<sup>th</sup> downs. Just another stat indicative of their good fortune last year.

**Luck Factor:** This category was created just for the 2022 Vikings. Minnesota went a mind-boggling 11-0 in one score games. They are only the third team in the last ten years (2012 Texans and 2021 Bucs) to go undefeated in one score contests. Those teams combined to go 8-13 in close games the next season. It's hard enough to go undefeated in coin flip type games but to win 11 of them is unheard of. They were the only team to win more than one game with a less than 10% win probability deep into the 4<sup>th</sup> quarter (33-30 v BUF and 39-36 v IND). Who can forget that 4<sup>th</sup> and 18 miracle catch by Jefferson against Buffalo?

Not only did the Vikings lead the NFL in wins over expected, based on both point differential and 4th Quarter win probabilities, they exceeded it at the highest rate the NFL has seen in 22 years (data goes back to 2000). Based on point differential, they won 4.5 more games than expected (+27% win percentage differential). Going back to 2000, the 35 teams that boasted the largest win % differential won an average of 2.8 games less the next season and only 34% of these teams went over their win total the next season. Clearly the market has figured this kind of stuff out as the Vikings current 8.5-win total is 4.5 games less than their 13 wins last year. That is tied for the 3<sup>rd</sup> largest win total drop from prior year wins since 2000. The Vikings were also very healthy (5<sup>th</sup> lowest in adjusted games lost due to injury). Cousins, Jefferson, Adam Thielen and Dalvin Cook played all 18 games.

**Schedule Analysis:** Minnesota won their 13 games last season against a below average schedule and are expected to face essentially a league average schedule this year. They do face one of the more difficult schedules to start the season. They play PHI, LAC, KC and SF in the first seven weeks. After that, Joe Burrow is the only top 10 level QB on their schedule the rest of the season.

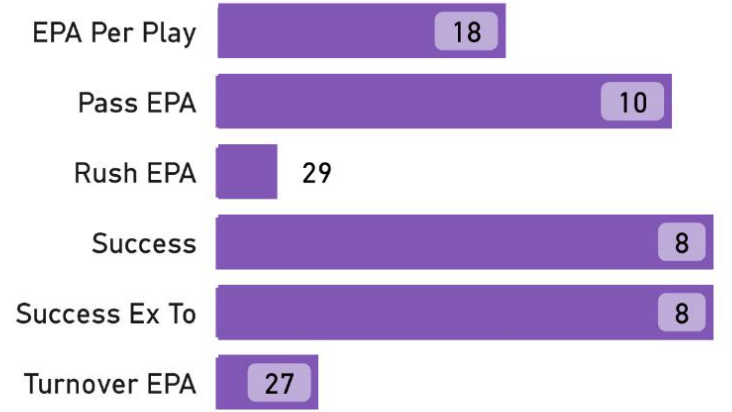
**Offseason:** One of the things that is so encouraging about GM Kwesi Adofo-Mensah, is his ability to recognize and apply realism to his franchise. He is fully aware of how fluky this team was last season and how they are not true Super Bowl contenders. To him, longevity as a contender is more important than foolishly chasing a title run that likely isn't there. The Vikings cap situation wasn't great heading into the offseason and with looming big contract extensions coming for guys like Jefferson, DE Danielle Hunter and LT Christian Darrisaw, he decided to spend thriftily in free agency and let older players like Dalvin Tomlinson, Z'Darius Smith, Patrick Peterson, Thielen and Cook go. This is Cousins' final season in Minnesota and next off season is when Kwesi can start shaping this roster for a longer successful run.

Of the free agents they did sign, they all came on defense. CB Byron Murphy, DE Dean Lowry and DE Marcus Davenport are all under 30 years old and play impactful positions. None of the contracts were exorbitant and all are good players with upside. They also let DC Ed Donatell go and hired Brian Flores. The two philosophies on defense couldn't be any different. The Donatell defense had one of the lowest blitz percentages in the league and his defense was very vanilla. In his last two seasons as Miami's HC, Flores' defense blitzed at the 2<sup>nd</sup> highest rate in the league. This aggression created the most turnovers in the NFL in 2020 and 9<sup>th</sup> most in 2021. It will be interesting to see how his young CBs handle being on an island with zero blitzes being run. The Vikings' top three CBs, other than Murphy, are all rookies or 2<sup>nd</sup> year players.

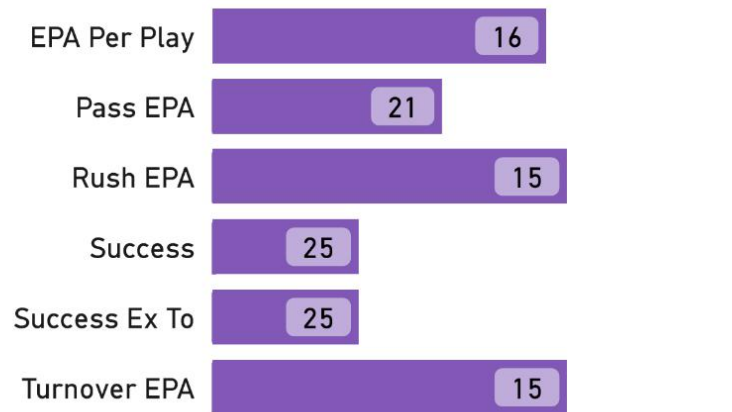
In the draft, I liked the 1<sup>st</sup> round selection of WR Jordan Addison from USC. While I don't think he profiles as a #1 in the NFL, his route running, and general skill set fits nicely next to Jefferson.

**2023 Outlook:** The Vikings are on the right path from an organization standpoint, but it's clear they aren't expecting to compete this year. Minnesota should again be pretty good on offense, but the defense is still a work in progress. Flores will help bring some attitude to the team but his CBs may not be able to hold up well and could give up lots of big plays along with turnovers. In terms of the win total, the 8.5 is already pricing in the close game regression the Vikings will likely see this season. You could talk me into an extreme negative outcome, where Cousins is benched during the season with this likely being his final season in Minnesota, with an alternative under but in general I have the Vikings winning 8 games based on power ratings.

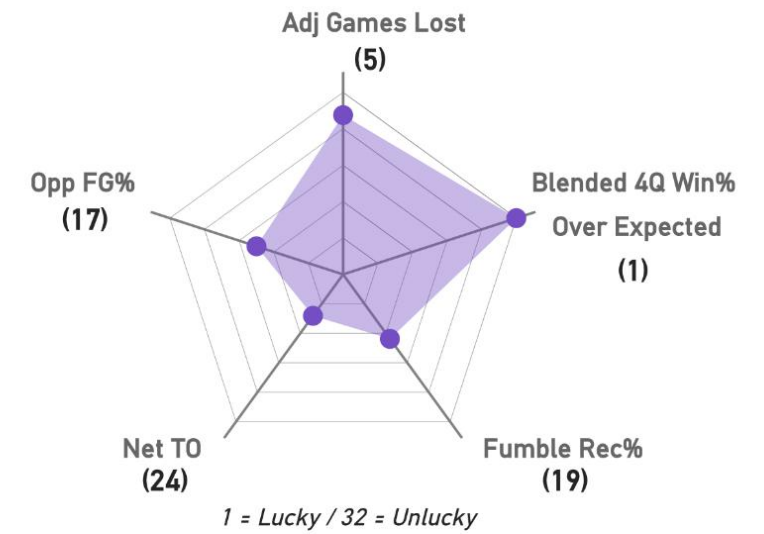
## OFFENSE ADVANCED RANKS



## DEFENSE ADVANCED RANKS



## LUCK FACTOR RANKS



## OL/DL RANKS



## 2022 SCHEDULE

## 2023 SCHEDULE

WK	OPP	SCORE	WK	OPP	SPREAD
1	v	W 23-7	1	v	-6.5
2	@	L 7-24	2	@	+6
3	v	W 28-24	3	v	+1.5
4	@	W 28-25	4	@	-1.5
5	v	W 29-22	5	v	+4
6	@	W 24-16	6	@	-1
8	v	W 34-26	7	v	+2.5
9	@	W 20-17	8	@	-1
10	@	W 33-30	9	@	-1
11	v	L 3-40	10	v	-2.5
12	v	W 33-26	11	@	+2
13	v	W 27-22	12	v	-3.5
14	@	L 23-34	14	@	-1
15	v	W 39-36	15	@	+5
16	v	W 27-24	16	v	-1
17	@	L 17-41	17	v	-2.5
18	@	W 29-13	18	@	+2.5

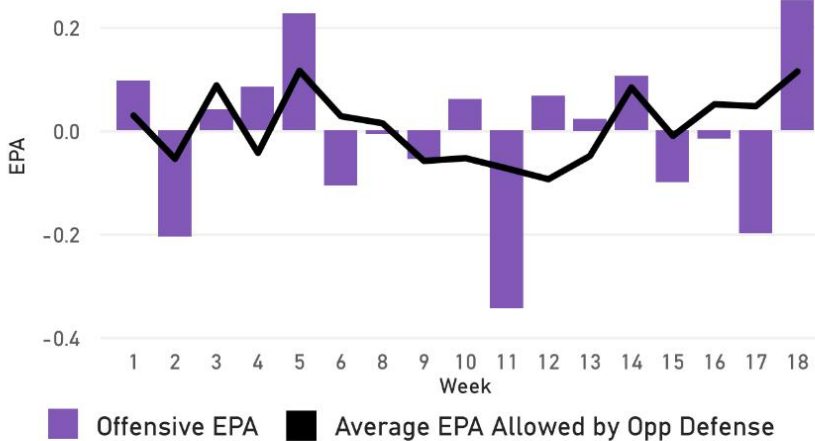
SOS 26/32

SOS\* 19/32

1 = Hardest Schedule

SOS\* based on TA's power rankings

## OFFENSE EPA vs OPP AVG EPA ALLOWED



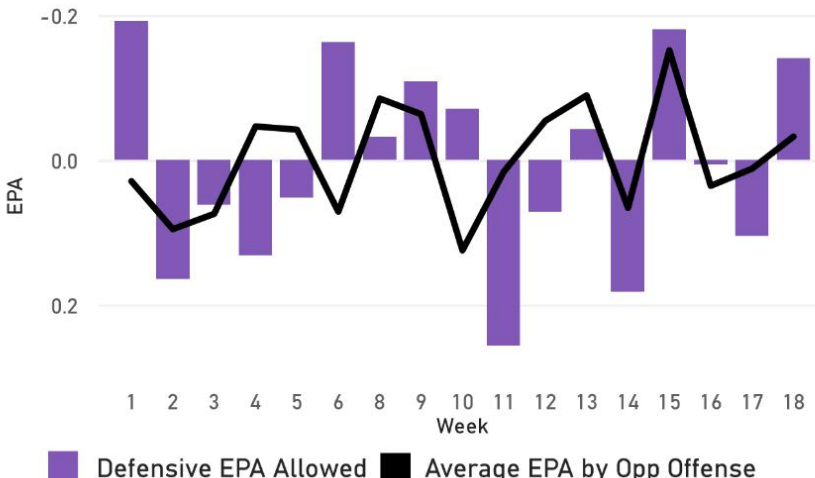
## OFFENSE DEPTH CHART


POS	STARTER	PLAYERS LOST
LWR	Justin Jefferson	Adam Thielen
RWR	Jordan Addison (R)	
SWR	K.J. Osborn	
LT	Christian Darrisaw	
LG	Ezra Cleveland	
C	Garrett Bradbury	
RG	Ed Ingram	
RT	Brian O'neill	
TE	T.J. Hockenson	
QB	Kirk Cousins	
RB	Alexander Mattison	Dalvin Cook
FB	C.J. Ham	

## DEFENSE DEPTH CHART

POS	STARTER	PLAYERS LOST
NT	Khyiris Tonga	
LOLB	Danielle Hunter	
ROLB	Marcus Davenport	Za'Darius Smith
LCB	Mekhi Blackmon (R)	Patrick Peterson
SS	Harrison Smith	
FS	Camryn Bynum	
RCB	Akayleb Evans	Cameron Dantzler Sr.
NB	Byron Murphy Jr.	Chandon Sullivan
WLB	Jordan Hicks	
MLB	Brian Asamoah II	Eric Kendricks
LDE	Dean Lowry	Dalvin Tomlinson
RDE	Harrison Phillips	

## DEFENSE EPA ALLOWED vs OPP AVG EPA





# NEW ENGLAND PATRIOTS

DIVISION	2022 REC	VEGAS WIN TOTAL '23
AFC EAST	(8-9)	(7.5)
GENERAL MANAGER	HEAD COACH	
BILL BELICHICK	BILL BELICHICK	
OFFENSIVE COORDINATOR	DEFENSIVE COORDINATOR	
BILL O'BRIEN	BILL BELICHICK	

## REVIEW & ANALYSIS

**2022 Season Review:** If it wasn't for Bill Belichick, this would be the most nondescript team in the NFL. Coming off a strong rookie season for QB Mac Jones and a playoff appearance, the Patriots thought they were entering the post Tom Brady era in decent shape. The off-season started with an odd decision by Belichick to make Matt Patricia the OC, which culminated in a terrible season for Jones and the rest of this offense. The QB was seemingly bickering with the sideline during every game and had to deal with a mini-QB controversy from rookie Bailey Zappe. Against the 2<sup>nd</sup> easiest schedule of opposing defenses faced last season, the Patriots finished 24<sup>th</sup> in offensive EPA. Out of 38 QBs, Jones finished last in percentage of starts with an EPA > the average allowed by his opponent. He could only exceed those opponent expectations three times in 14 starts (21%). The offense did produce some big plays and finished 6<sup>th</sup> in explosive play percentage but were poor from down to down. The offense continually looked sloppy, and they led the NFL in delay of game penalties. In comes former Texans HC Bill O'Brien to help reinvigorate an offense in need of a change.

Defensively, the Patriots finished 3<sup>rd</sup> in EPA allowed. New England continued a long-standing trend of suffocating bad offenses while underperforming against really good QB and/or very mobile QBs. In five games against bottom 10 EPA offenses, the Patriots ranked #1 vs the pass, #1 vs the run and #1 overall. But in eight games against the best or most mobile QBs they faced- Allen 2x, Lamar, Burrow, Fields, Goff, Cousins and Tua, New England allowed seven of those QBs to post an EPA > than their season average EPA. In fact, Allen, Cousins, Fields and Lamar all produced a game in the top 25% of any game last season. They allowed nearly 26 ppg in those eight contests.

**Luck Factor:** The Patriots were 4-4 in one score games but there were a few outcomes that easily could have gone the other way. Who can forget the punt return TD against the Jets to win with no time remaining on the clock? They won two games (at ARI, vs MIA) when the starting QB got injured very early. On the other side, New England outgained the Vikings by almost two yards per play and lost by seven. The Pats also lost a heart breaker to the Bengals after getting inside the Cincinnati 10-yard line and fumbling late on their way to a potential game winning TD. Then they lost that crazy game to the Raiders after WR Jakobi Meyers inexplicably decided to lateral the ball as time ran out and were heading to OT. They were involved with some fluky wins and losses.

As mentioned above, the Patriot defense completely stifled every bad QB they faced. To the point, they led the NFL in EPA gained from turnovers on defense and most of those came against those poor QBs. Hard to consider it lucky when they end up in the top five almost every season.

**Schedule Analysis:** The Patriots are expected to face the toughest schedule in the NFL this season. I am not sure where to begin because this is a BEAST of an opponent list. Outside of their division, with six tough contests, they also play PHI, DAL, KC, LAC. They play 10 games against opponents in the top 10 of Super Bowl odds and that doesn't include facing teams like NO, DEN and PIT, all of whom have a win total of at least 8.5. That's 13 games against teams expected to be .500 or better. I have New England favored in just three games and unfortunately for them, one is a London game against the Colts.

As discussed above, the defense has propped up their ratings in the past by piling on really bad QBs but struggling against top QBs or running QBs. Outside of Sam Howell and whatever you consider Russell Wilson these days, there is not a "bad" QB on the schedule and some of the mid-level guys like Daniel Jones can move. It will be interesting if they have to face Anthony Richardson and the impact of his running on that defense as well.


**Offseason:** In terms of personnel, not a ton was added by New England, but the biggest names were WR JuJu Smith-Schuster, who essentially just replaces Jakobi Meyers and brings almost identical level of production. That should be a wash. They lost RB Damien Harris in FA but that gives even more usage to Rhamondre Stevenson, who could be in line for a monster season. TE Mike Gisecki was signed to replace Jonnu Smith who was a major disappointment. Gisecki is another big body receiver who gives you no separation. Add that to WR Davante Parker, who is the WR version of Gisecki and look for a lot of 50/50 balls from Jones. The most impactful move on offense came via the upgrade from Patricia to Bill O'Brien at OC. O'Brien is an awful GM but he's a solid offensive coach and a corpse at OC would be an upgrade from whatever Patricia gave this team last year. Defensively, I really liked the pick of CB Christian Gonzalez to add to an already solid DB room. Belichick coaches up all CBs so there's no reason not to think he will become a valuable player. This defense should be good again.

**2023 Outlook:** There's not a ton of optimism this season in New England, not because it's a bad roster, but Mac has limited upside at QB and with this schedule it's almost impossible to exceed expectations. Belichick automatically increases any team's floor so I would never fade them at such a low win total but there's almost no case to be made on the upside. NE has gone under their win total only six times in 21 seasons under Belichick and has not won less than seven in any season since his debut in 2000. They have minimal explosive players down the field on offense and the defense is just ok when facing a bunch of good QBs. They'll win some games where they are not favored but it will be too hard to string together enough to exceed 7-8 wins.

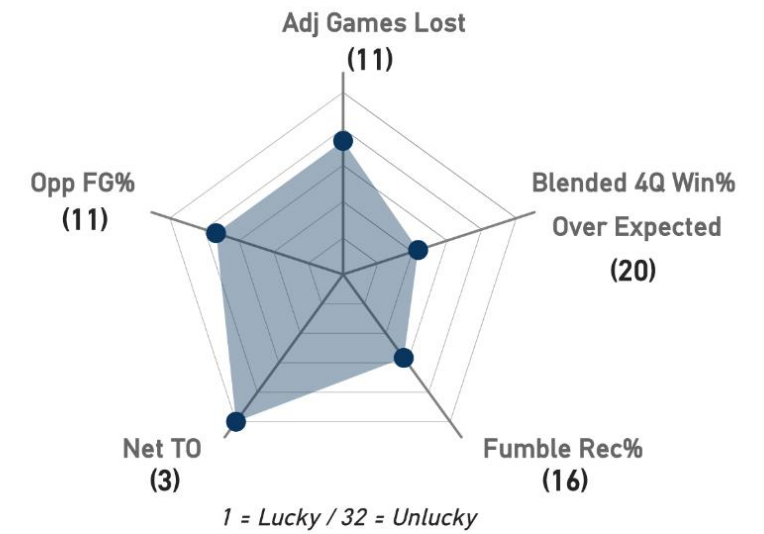
## OFFENSE ADVANCED RANKS



## DEFENSE ADVANCED RANKS



## LUCK FACTOR RANKS



## OL/DL RANKS



## 2022 SCHEDULE

## 2023 SCHEDULE

WK	OPP	SCORE	WK	OPP	SPREAD
1	@	L 7-20	1	v	+4.5
2	@	W 17-14	2	v	+2.5
3	v	L 26-37	3	@	+3.5
4	@	L 24-27	4	@	+4.5
5	v	W 29-0	5	v	-2.5
6	@	W 38-15	6	@	+1
7	v	L 14-33	7	v	+3.5
8	@	W 22-17	8	@	+4
9	v	W 26-3	9	v	-3.5
11	v	W 10-3	10	v	-4
12	@	L 26-33	12	@	+1.5
13	v	L 10-24	13	v	+1.5
14	@	W 27-13	14	@	+2
15	@	L 24-30	15	v	+4
16	v	L 18-22	16	@	+2
17	v	W 23-21	17	@	+5.5
18	@	L 23-35	18	v	+1

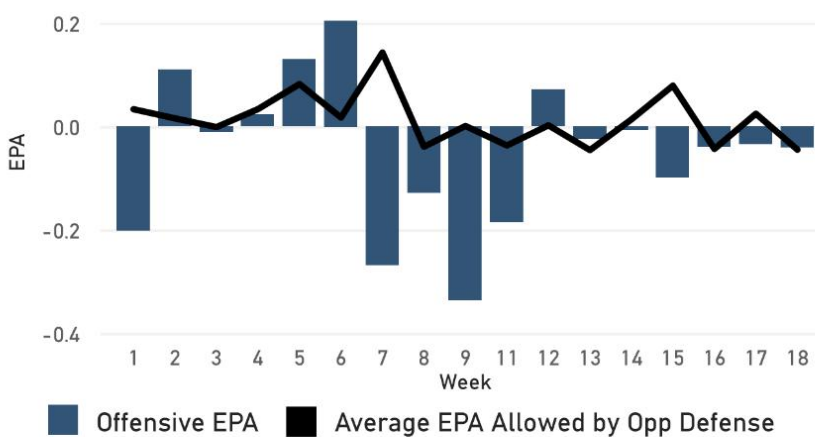
SOS 19/32

SOS\* 1/32

1 = Hardest Schedule

SOS\* based on TA's power rankings

## OFFENSE EPA vs OPP AVG EPA ALLOWED



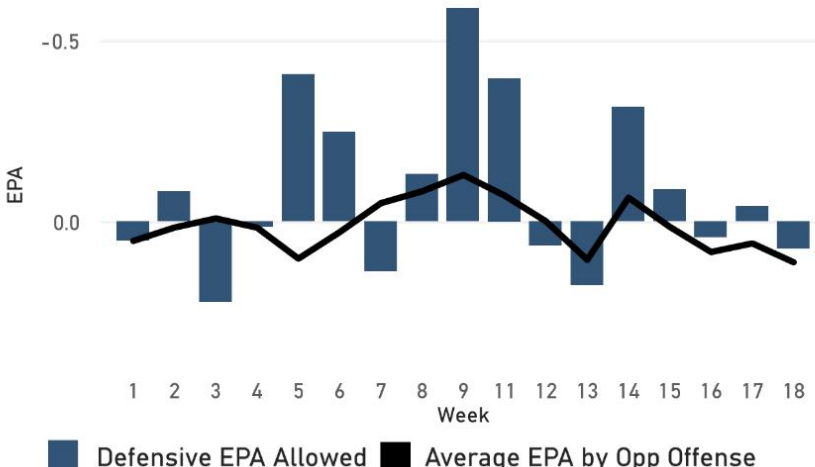
## OFFENSE DEPTH CHART


POS	STARTER	PLAYERS LOST
LWR	Devante Parker	
RWR	Kendrick Bourne	Nelson Agholor
SWR	Juju Smith-Schuster	Jakobi Meyers
LT	Trent Brown	
LG	Cole Strange	
C	David Andrews	
RG	Mike Onwenu	
RT	Riley Reiff	Isaiah Wynn
TE	Hunter Henry	
QB	Mac Jones	
RB	Rhamondre Stevenson	

## DEFENSE DEPTH CHART

POS	STARTER	PLAYERS LOST
DE	Deatrich Wise Jr.	
NT	Davon Godchaux	
DT	Christian Barmore	
LCB	Christian Gonzalez (R)	
SS	Kyle Dugger	
FS	Adrian Phillips	Devin McCourty
RCB	Jonathan Jones	
NB	Marcus Jones	
WLB	Matthew Judon	
MLB	Ja'whaun Bentley	
SLB	Jahlani Tavai	

## DEFENSE EPA ALLOWED vs OPP AVG EPA





# NEW ORLEANS SAINTS

DIVISION 2022 REC VEGAS WIN TOTAL '23  
NFC SOUTH (7-10) (9.5)

GENERAL MANAGER  
MICKEY LOOMIS

HEAD COACH  
DENNIS ALLEN

OFFENSIVE COORDINATOR  
PETE CARMICHAEL JR.

DEFENSIVE COORDINATOR  
JOE WOODS

## REVIEW & ANALYSIS

**2022 Season Review:** There may not have been a more frustrating team than the Saints last season. They had a talented roster and continually would produce solid play to play success numbers, but whether it be injuries, bad coaching decisions or just bad luck, the Saints couldn't get out of their own way. They finished 10<sup>th</sup> in offensive success rate and 6<sup>th</sup> on defense, but somehow finished with only seven wins! The Saints-24-point scoring margin in the 4<sup>th</sup> quarter was 8<sup>th</sup> worst in the NFL.

The season looked promising as they erased a 16-point deficit to beat the Falcons in the opener. But it was downhill after that as Jameis Winston reverted back to his old self and his 5 INTs cost the Saints losses in the next two games. After Jameis was lost due to a back injury, veteran Andy Dalton stepped in and was competent (8<sup>th</sup> in success rate, 20<sup>th</sup> in EPA) but just not good enough to elevate the offense. In comes veteran QB Derek Carr to run the show this season.

The defense, with a beat up secondary, was outstanding last year and deserved better. They finished 6<sup>th</sup> in success rate and 3<sup>rd</sup> in yards per play against one of the tougher schedules of opposing offenses. They held four offenses to their single worst EPA output of the season, most of any defense in the NFL. They did this with stud CB Marshon Lattimore only able to play in seven games and dealing with a multitude of other CB injuries.

A big issue with this team is HC Dennis Allen. While he continues to sprinkle his defensive magic, he is atrocious in game decision making. According to rbsdm.com, Allen ranked last among all NFL HCs in +EV "go for it rate". In a 17-16 loss at Tampa, he kicked two FGs on 4<sup>th</sup> and 2 inside the Bucs 11-yard line. He needs help with these decisions.

**Luck Factor:** The Saints season was ruined because of turnovers and lack of turnovers created. They finished 29<sup>th</sup> in EPA lost due to turnovers on offense and 32<sup>nd</sup> in EPA gained from defensive turnovers. Their three 4<sup>th</sup> quarter turnovers created was tied for last in the NFL. The offense allowed four turnovers to be returned for a TD and they committed four of the top 20 most negatively impactful turnover plays in the NFL.

New Orleans got it from both ends when it comes to bad penalties during the year. On penalties that resulted in an automatic first down, the Saints lost the most penalty yards on defense and 3<sup>rd</sup> lowest gained on offense.

**Schedule Analysis:** The Saints schedule is expected to be the easiest of any team this upcoming season. The Jags (12<sup>th</sup>) are the only team on their schedule that is top 13 in current SB odds. They face nine of my bottom 10 ranked teams and are currently expected to face a league leading nine QBs who are categorized as "bottom tier" or rookies. Trevor Lawrence is by far the best QB they will play this year. I have the Saints as underdogs in just two games and none by more than three points.

They also get the luxury of playing 13 games inside a dome this season and at Tampa in week 17 is the only outdoor venue they will play after week five. They also get one of the few three game homestands, starting in week 13, and get to face Carolina at home in week 14 with the Panthers playing on the road in the final leg of a three-game road stand themselves. Since 2000, teams that are underdogs and on the final leg of three straight road games (without a bye) are just 44% ATS (-2.5 ATS margin per game) and have only won 26% of those games (30% expected win %).

**Offseason:** Of course, adding Carr was the biggest piece of this offseason to finally bring some stability to an offense that has seen six different QBs take over 100 snaps the last two years. While he is not elite by any means, when he is in the right environment can play well enough to make the Playoffs. Since 2020, Carr ranks 17<sup>th</sup> in EPA per drop back out of 40 qualified QBs. It's no coincidence that his four best games last year all came against teams that ranked below league average in EPA allowed while two of his worst (NO, NE) came against two of the best on defense. Based on last year's EPA numbers, Carr is expected to face the 2<sup>nd</sup> easiest schedule of opposing pass defenses. 13 of his games will be played in a dome, and he likely won't play any cold weather games. Carr has notoriously been an awful QB in bad weather and is 1-7 straight up, 3-5 ATS record in games played at under 40 degrees. The only other addition on offense came with the signing of FA RB Jamaal Williams. He's an elite short yardage RB and led the NFL in rushing TDs last season.

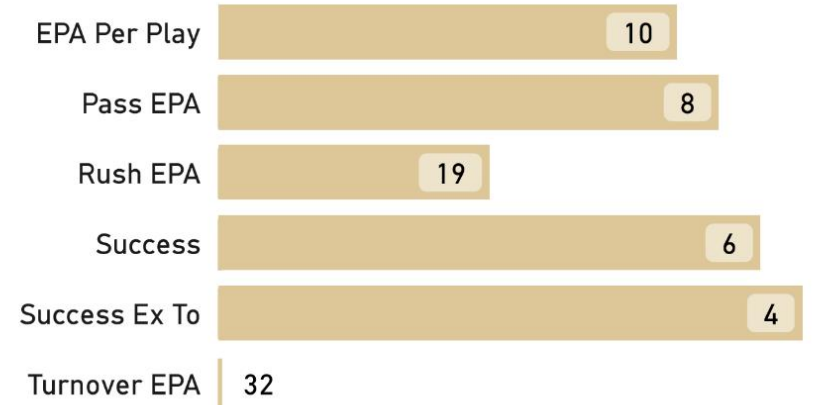
Defensively, the Saints difficult cap situation cost them a handful of front seven players like DE Marcus Davenport, LB Kaden Ellis and DT David Onyemata. However, they still have DE Cam Jordan and added cheaper versions of those DL with Khalel Saunders and Nathan Shepherd. Let's be honest, this Saints defense was a top 10 unit last year and they ranked just 29<sup>th</sup> in pressure rate. Losing those guys likely won't impact the overall defense anyway.

**2023 Outlook:** From a pure ratings/roster standpoint and considering Allen's problems with game management, I have the Saints rated as just an above average team. But once you incorporate some positive turnover and injury regression after last season, a more stable QB situation and quite possibly the easiest schedule I have ever seen in the NFL, there is no telling the upside of this team in the regular season. If things bounce their way and they stay relatively healthy, it wouldn't stun me at all if the Saints won something 11+ games in which case alternative overs are a valuable wager. Not saying this is the baseline case but even their floor is high considering the schedule. We have seen this Saints team win seven and nine games the last two seasons with six different QBs taking over 100 snaps.

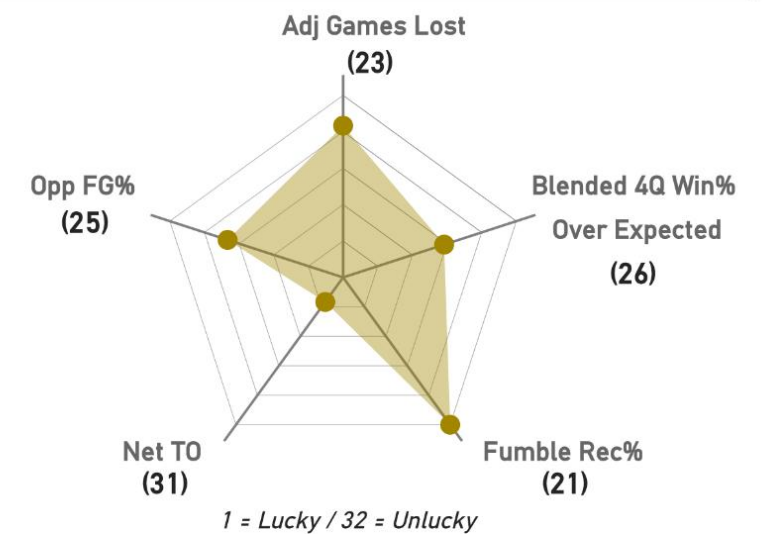
## OFFENSE ADVANCED RANKS



## DEFENSE ADVANCED RANKS



## LUCK FACTOR RANKS



## OL/DL RANKS



## 2022 SCHEDULE 2023 SCHEDULE

WK	OPP	SCORE	WK	OPP	SPREAD
1	@	W 27-26	1	v	-3.5
2	v	L 10-20	2	@	-1
3	@	L 14-22	3	@	+1
4	v	L 25-28	4	v	-4
5	v	W 39-32	5	@	+2.5
6	v	L 26-30	6	@	-3
7	@	L 34-42	7	v	-1
8	v	W 24-0	8	@	-1.5
9	v	L 13-27	9	v	-2.5
10	@	L 10-20	10	@	+2.5
11	v	W 27-20	12	@	-1
12	@	L 0-13	13	v	-1
13	@	L 16-17	14	v	-3.5
15	v	W 21-18	15	v	-2.5
16	@	W 17-10	16	@	-1
17	@	W 20-10	17	@	-1.5
18	v	L 7-10	18	v	-2.5

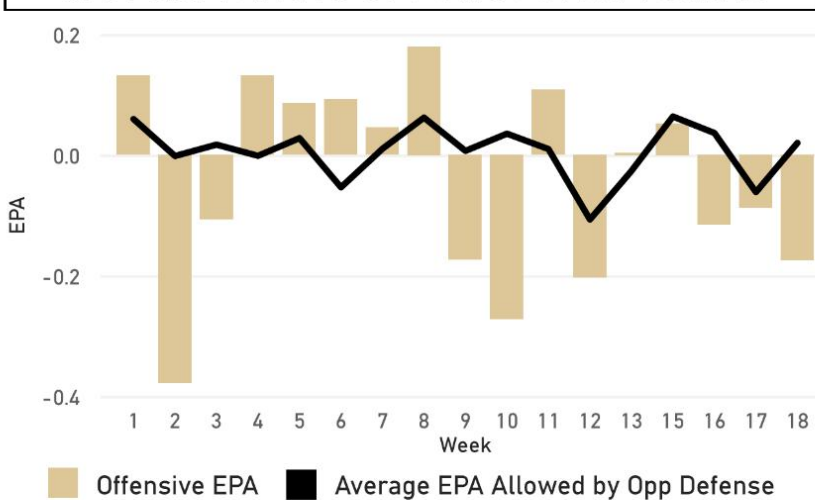
SOS 17/32

SOS\* 32/32

1 = Hardest Schedule

SOS\* based on TA's power rankings

## OFFENSE EPA vs OPP AVG EPA ALLOWED



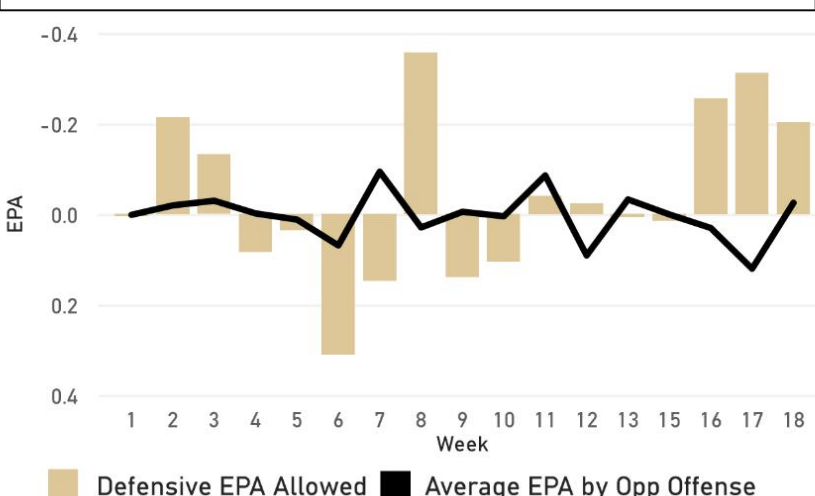
## OFFENSE DEPTH CHART

POS	STARTER	PLAYERS LOST
LWR	Michael Thomas	
RWR	Chris Olave	
SWR	Rashid Shaheed	Jarvis Landry
LT	Trevor Penning	
LG	Andrus Peat	
C	Erik McCoy	
RG	Cesar Ruiz	
RT	Ryan Ramsey	
TE	Juwan Johnson	
QB	Derek Carr	Andy Dalton
RB	Alvin Kamara	
FB	Adam Prentice	

## DEFENSE DEPTH CHART

POS	STARTER	PLAYERS LOST
LCB	Paulson Adebo	
SS	Tyrann Mathieu	
FS	Marcus Maye	
RCB	Marshon Lattimore	
NB	Bradley Roby	
WLB	Pete Werner	
MLB	Demario Davis	
SLB	Zack Baun	Kaden Ellis
LDE	Cameron Jordan	
LDT	Nathan Shepherd	David Onyemata
RDT	Khalel Saunders	Shy Tuttle
RDE	Carl Granderson	

## DEFENSE EPA ALLOWED vs OPP AVG EPA





# NEW YORK GIANTS

DIVISION	2022 REC	VEGAS WIN TOTAL '23
NFC EAST	(9-7-1)	(7.5)
GENERAL MANAGER	HEAD COACH	
JOE SCHOEN	BRIAN DABOLL	
OFFENSIVE COORDINATOR	DEFENSIVE COORDINATOR	
MIKE KAFKA	DON MARTINDALE	

## REVIEW & ANALYSIS

**2022 Season Review:** In last year's preview I proclaimed the Giants my sleeper team and they made me look like a genius, finishing with a 9-7-1 record, a league-leading 14-5 ATS record and a Playoff berth. Let's be honest, this team played above their heads and five of their 10 wins came when they were outgained on a yards per play basis. That was the 2<sup>nd</sup> highest among all playoff teams. One of the reasons why I liked them to surprise was a schedule that was expected to be much easier than the brutal run they had when QB Daniel Jones was healthy in 2021. NY ranked 22<sup>nd</sup> in net yards per play and 18<sup>th</sup> in net EPA against an easier than average schedule. This doesn't account for playing Dallas with Cooper Rush at QB, the Colts late in the year with Nick Foles at QB and getting the Lions in cold weather at home. The defense was one of the worst in the NFL, finishing 28<sup>th</sup> in EPA against the 26<sup>th</sup> ranked schedule of opposing offenses. They were the only defense in the NFL to not hold any opposing offense to a game in the bottom 20th percentile of EPA during the season.

But what they did possess was a competent HC who put the team in the right position to succeed throughout the season. The hiring of HC Brian Daboll and the uplift in competence versus the nonsense that former HC Joe Judge and OC Jason Garrett brought to the table was one of the other main reasons I saw improvement with NY. Daboll was awesome with this team both from a motivation and game planning standpoint. The NY offense ranked #1 in the NFL in lowest % of "bad drives" ending in the red zone. Only 4% of their drives that reached the red zone ended in a turnover, loss of downs or missed FG. They were 5<sup>th</sup> best in red zone TD% following a 2020 ranking of 31<sup>st</sup> and 2021 rank of 32<sup>nd</sup>. Daboll correctly used Jones' mobility in the scoring area, where Jones produced a 58% success rate, six rushing TDs and threw only one INT on 50 attempts. After the season the Giants rewarded Jones with a 4 year \$160M contract to stay in NY. RB Saquon Barkley stormed back from prior injuries to post over 1,600 yards from scrimmage. Now he is looking to get paid as well.

**Luck Factor:** Hate to call what the Giants did last year "lucky", as I respect how Daboll managed this team, but they clearly outperformed their underlying metrics. In fact, based on 4<sup>th</sup> quarter win probabilities, the Giants played much closer to a seven-win team than one that won nine regular season games. That gap was the 2<sup>nd</sup> largest in the NFL last year. They finished with the lowest EPA lost due to turnovers on offense which also helped lead to an excellent 8-4 one score game record. They beat TEN on a late TD and survived a missed 47-yard FG at the gun to win that game, survived a goal line stand with 1m left against GB and tackled WR Christian Kirk at the 1-yard line as time expired in a win against JAX. Somehow, the Giants ranked last in Q1 scoring margin (-38). It's going to be difficult to repeat these endings without better overall play early in games. As mentioned above, NY finished 30<sup>th</sup> in EPA defense. They were 32<sup>nd</sup> in early down defense but, led by DC Wink Martindale's ability to scheme up pressures, ranked 7<sup>th</sup> best on late downs. The Giants forced the highest fumble rate in the NFL on 3<sup>rd</sup> and 4<sup>th</sup> downs. Besides Jones and Saquon Barkley being relatively healthy all season, the WR room continued to be ravaged by injury and the defense suffered the 3<sup>rd</sup> most adjusted games lost in the NFL.

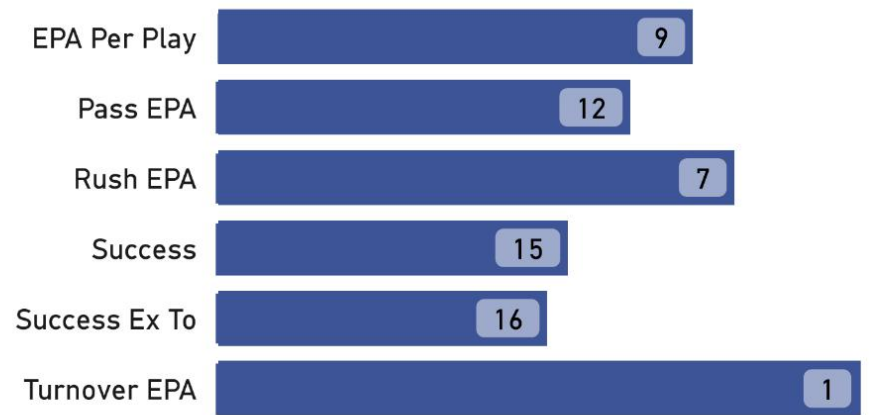
**Schedule Analysis:** I have NY facing a top 10 most difficult schedule. Having to play PHI and DAL four times is hard enough but they also face SF, BUF, MIA and NYJ out of division. They could catch as they face PHI in week 18 with the small possibility that the Eagles have nothing to play for. They also get eight home games but one of those is against the Jets, so they lose any home advantage. The first six weeks are difficult as they start off at home vs DAL but then have to play back-to-back out west at AZ then SF, before coming home to face SEA on MNF then another back-to-back road stint at MIA and BUF. If they can survive the first 1.5 months, they should be ok but there is a decent chance they are digging out of a hole early.

**Offseason:** The Giants spent the offseason continuing to add to their receiver depth as they signed WRs Parris Campbell, Jamison Crowder, drafted Jalin Hyatt and traded for TE Darren Waller. Seeing how they've been decimated in back-to-back seasons at WR, I don't blame the Giants for adding more depth. Rookie TE Daniel Bellinger was a reliable target for Jones and finished 16<sup>th</sup> among TEs in yac/rec. I was surprised NY spent assets for Waller considering he hasn't seen the field much of late (missed 14 games the last two seasons) and finished last among 40 TEs in yac/rec last season. They are clearly hoping for 2020 Waller to return.

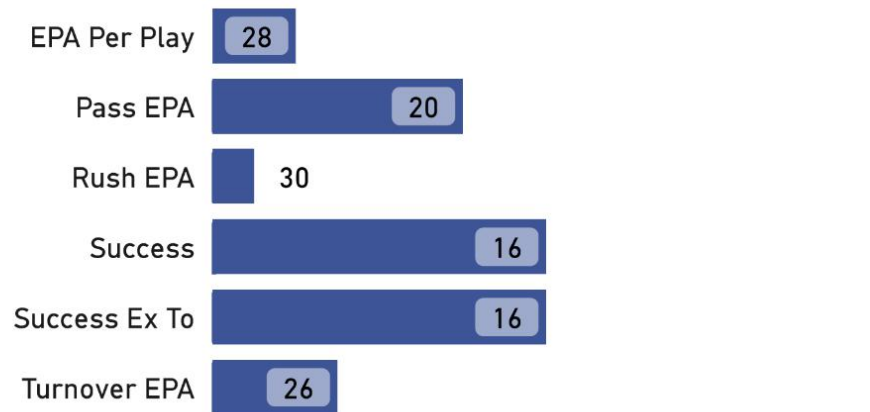
The defense didn't add a ton but got some defensive run help in the form of DT A'Shawn Robinson. They also used their first-round pick on speedy CB Deonte Banks from Maryland. His 4.35 40 and perfect 10.0 RAS ties him for 1<sup>st</sup> among over 2,000 CBs drafted in the last 36 years. Adding these two players to a defense that can improve with better health is what the Giants will need.

**2023 Outlook:** For as much as I loved the Giants prior to last season, I am going to have to stay away this season. There are plenty of reasons to like the direction this franchise is going, but I am not positive that paying Jones after not even picking up his 5<sup>th</sup> year option will lead to a successful future. I think the Giants not adding more on defense will haunt them as they face some stronger offenses this year. It's also hard to imagine they will win so many games while trailing late and just natural regression with these coin flips will keep NY away from the Playoffs in 2023. I think their win total is spot on.

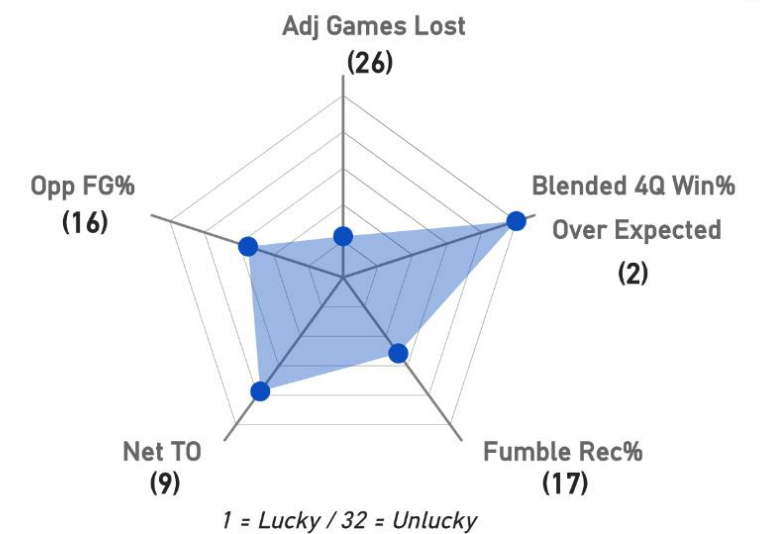
## OFFENSE ADVANCED RANKS



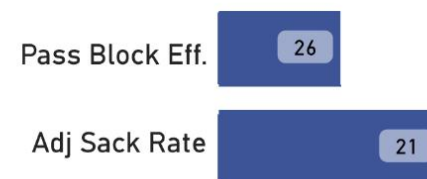
## DEFENSE ADVANCED RANKS



## LUCK FACTOR RANKS



## OL/DL RANKS



## 2022 SCHEDULE vs 2023 SCHEDULE

2022 SCHEDULE			2023 SCHEDULE		
WK	OPP	SCORE	WK	OPP	SPREAD
1	@	W 21-20	1	v	+3.5
2	v	W 19-16	2	@	-4
3	v	L 16-23	3	@	+5
4	v	W 20-12	4	v	-1
5	@	W 27-22	5	@	+4.5
6	v	W 24-20	6	@	+7
7	@	W 23-17	7	v	-2.5
8	@	L 13-27	8	v	+1.5
10	v	W 24-16	9	@	+1.5
11	v	L 18-31	10	@	+5.5
12	@	L 20-28	11	@	-1.5
13	v	T 20-20	12	v	-1.5
14	v	L 22-48	14	v	-2.5
15	@	W 20-12	15	@	+2.5
16	@	L 24-27	16	@	+7
17	v	W 38-10	17	v	-3
18	@	L 16-22	18	v	+2.5

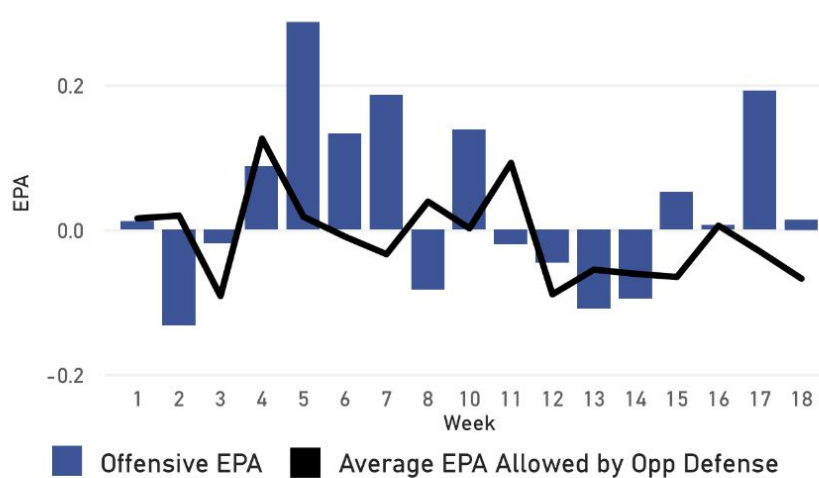
SOS 7/32

SOS\* 9/32

1 = Hardest Schedule

SOS\* based on TA's power rankings

## OFFENSE EPA vs OPP AVG EPA ALLOWED



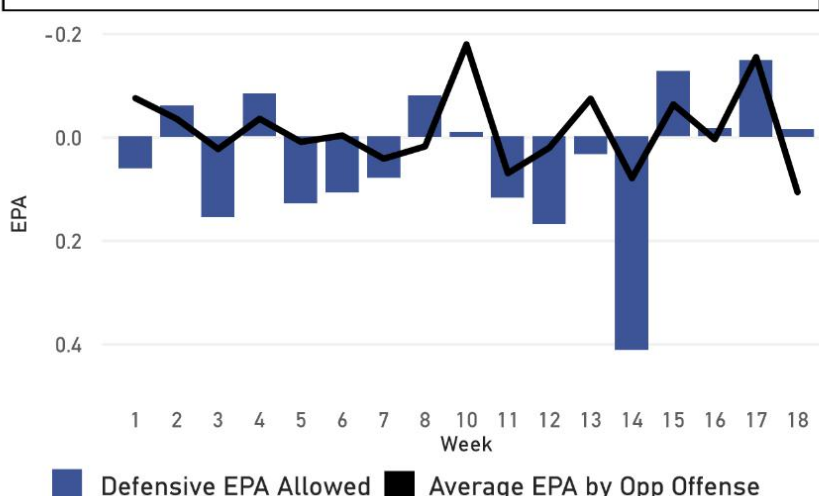
## OFFENSE DEPTH CHART

POS	STARTER	PLAYERS LOST
LWR	Isaiah Hodgins	
RWR	Darius Slayton	
SWR	Parris Campbell	Richie James
LT	Andrew Thomas	
LG	Ben Bredeson	
C	John Michael Schmitz Jr.	Jon Feliciano
RG	Mark Glowinski	
RT	Evan Neal	
TE	Darren Waller	
QB	Daniel Jones	
RB	Saquon Barkley	
FB	Chris Myarick	

## DEFENSE DEPTH CHART

POS	STARTER	PLAYERS LOST
DE	Leonard Williams	
NT	Dexter Lawrence	
DT	A'Shawn Robinson	
LOLB	Azeez Ojulari	
ROLB	Kayvon Thibodeaux	
LCB	Deonte Banks (R)	
SS	Bobby McCain	Julian Love
FS	Xavier McKinney	
RCB	Adoree' Jackson	
NB	Cor'dale Flott	
WLB	Bobby Okereke	Cam Brown
MLB	Jarrad Davis	

## DEFENSE EPA ALLOWED vs OPP AVG EPA





# NEW YORK JETS

DIVISION	2022 REC	VEGAS WIN TOTAL '23
AFC EAST	(7-10)	(9.5)
GENERAL MANAGER	HEAD COACH	
JOE DOUGLAS	ROBERT SALEH	
OFFENSIVE COORDINATOR	DEFENSIVE COORDINATOR	
NATHANIEL HACKETT	JEFF ULBRICH	

## REVIEW & ANALYSIS

**2022 Season Review:** No team let down their defense more last season than the NY Jets. The gap between their offensive EPA (30<sup>th</sup>) and defensive EPA (6<sup>th</sup>) was the single largest in the NFL by a wide margin. They scored single digits a league-leading five times, while no other team accomplished that more than three times. Poor QB play was the clear culprit, as the combination of Zach Wilson (38<sup>th</sup> EPA), Joe Flacco (39<sup>th</sup> in EPA) and Mike White (30<sup>th</sup> in EPA) posted some of the worst numbers all season. Wilson especially became a lost cause and fans were clamoring for White to try and save the day. White ended up playing well in some spots but he was miserable in a must win game at Seattle (23/46, 240, 2 INT). In comes Aaron Rodgers to try and lead this franchise to a Super Bowl. The defense, meanwhile, was awesome in Robert Saleh's 2<sup>nd</sup> season as HC. After a miserable 2021 debut on defense, his Jets added DROY phenom CB Sauce Gardner, and stymied virtually every offense they faced. Against the single toughest schedule of opposing offenses faced in the NFL last season, the Jets finished 6<sup>th</sup> in EPA but tied for #1 with a 76% consistency rate (rate at which a defense held an opposing offense to an EPA below their season average). What makes that even more impressive is they produced that those results while creating the 4<sup>th</sup> lowest EPA from turnovers.

**Luck Factor:** As mentioned above, the Jets defense didn't create many impactful turnovers at all. Between poor offense and a lack of turnovers from the defense, they found themselves in a lot of close games. They went 4-6 in those close games, but they won two games (at CLE and at PIT) they really shouldn't have. The Browns game especially was a miracle considering they were down 13 points with under 2m left. They also beat PIT by four on a TD with 0:16 left after Kenny Pickett threw an INT in Jets territory. They did lose a Patriots game when Marcus Jones returned a punt for a TD as time expired. They didn't lose a single close game where they held >50% win probability in the 4<sup>th</sup> quarter.

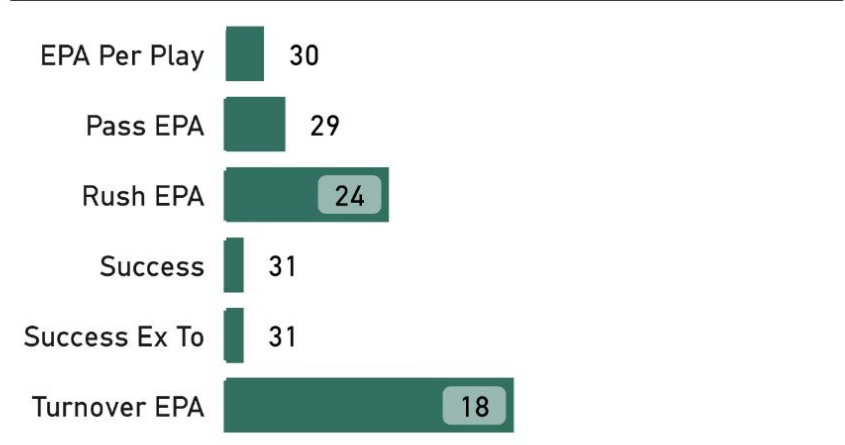
Where the Jets benefitted the most last season was from the injury department. The defense was clearly excellent, but it helps that they saw the lowest negative impact due to injuries in the NFL. In fact, their top three starting CBs didn't miss a single game all season. DT Quinnen Williams, their top front seven defender, missed one game while their top LB CJ Moseley played all 17 games. It's really hard to imagine this level of good health again this season.

**Schedule Analysis:** After facing the 2<sup>nd</sup> most difficult schedule in the NFL last season, the Jets are expected to face another difficult schedule. In fact, just based on last year's EPA numbers, the Jets will face the single toughest schedule of opposing pass offenses. Their first six games are rough and will give Rodgers virtually no time to ease into his Jets career. They face BUF, DAL, KC and PHI which account for four of the top five Super Bowl contenders. The Jets do catch a bit of a break in that they technically play eight games on the road but one of them is "at" the Giants. NY does get a three game homestand from weeks 12-14 and all three opponents- MIA, ATL, HOU are teams they could hold an advantage of playing in potentially cold weather in late November-early December.

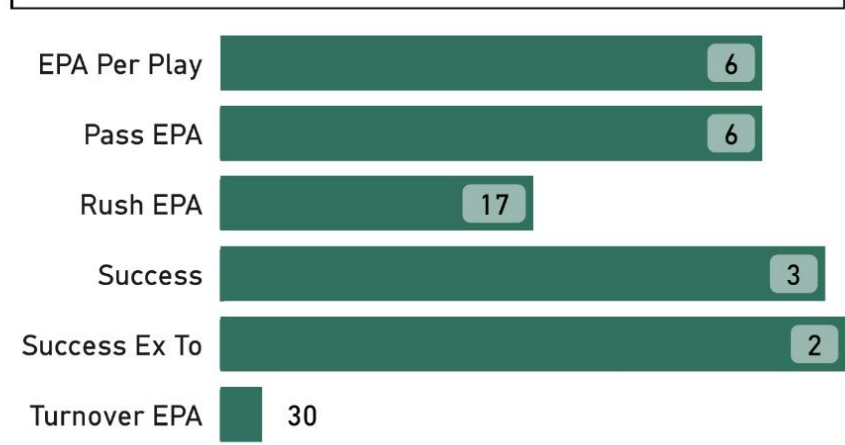
**Offseason:** Obviously the addition of Rodgers will define this season for the Jets. While it should be noted he was dealing with a finger injury for much of the last season, Rodgers just wasn't the same. He finished 21<sup>st</sup> in EPA and 12<sup>th</sup> in PFF grade. He also finished 21<sup>st</sup> in EPA in games against top 10 pass defenses. To be fair, his receiving corps dropped passes at the 7<sup>th</sup> highest rate in the NFL and he finished with PFFs 4<sup>th</sup> highest big time throw percentage. Even if he played at the same level as he did a year ago, it is still a sizeable improvement for the Jets. He will be coached by a familiar face as Nathaniel Hackett is the new OC in NY. Other than a three-year stint in GB with Rodgers, where it was Matt LaFleur's offense, Hackett's offenses rarely are rank top half of the NFL. GB did increase the depth of their WR room by signing old friends Allen Lazard and Randall Cobb to go with Mecole Hardman in FA. With WR Garrett Wilson entrenched as the #1 WR, this group is a strength. The OL, which was a bottom five unit last year, has a wide range of outcomes. LT Duane Brown was solid but he's going to be 38 years old. The RT is a gigantic ? as it's unclear if Mekhi Becton will actually play this year. He has played just 48 total snaps in the last two seasons. Rodgers is coming from a GB team that was routinely a top 5 pass blocking OL unit.

**2023 Outlook:** While this offense is clearly better with Rodgers, I think it's hard to imagine the transitioning happening quickly. It took Tom Brady 13 games to start figuring things out in his first season in TB, Russ never fit in last year in DEN and Ryan was atrocious in IND. Is Rodgers going to be the one vet to change the mold? I love their defense, but we have seen way too often how flimsy defense can be from year to year, so no guarantee they are that good again. They also had no impactful injuries at all on defense so expect some regression this season. The OL is also a huge question mark and Rodgers will have to adapt to a new offense without the luxury of great protection. They can easily dig themselves into a big hole with the early schedule. My ratings have the Jets winning 9.6 games, in line with expectations. If the Jets can start 3-3 against that brutal schedule, they should be favored in eight of their final 11 games. One potential strategy is waiting until a few games into the season and finding some value.

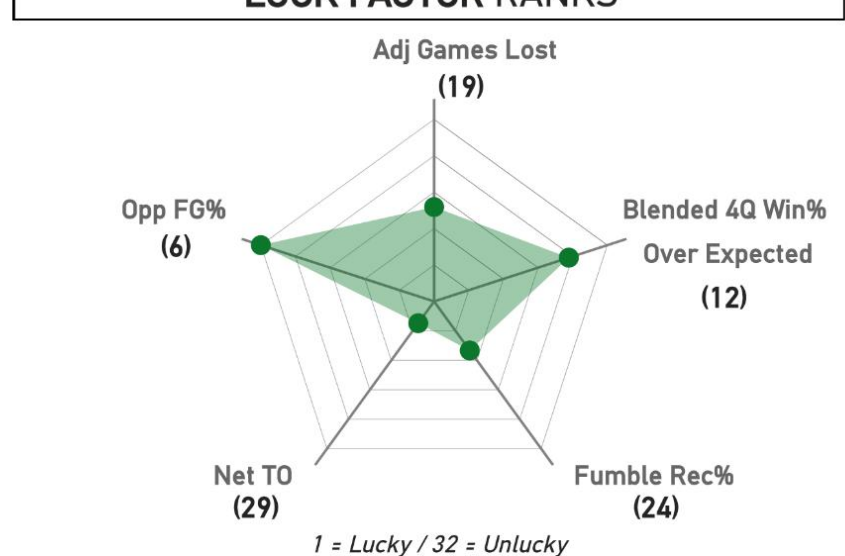
## OFFENSE ADVANCED RANKS



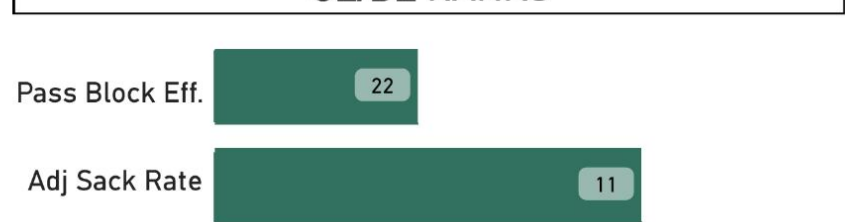
## DEFENSE ADVANCED RANKS



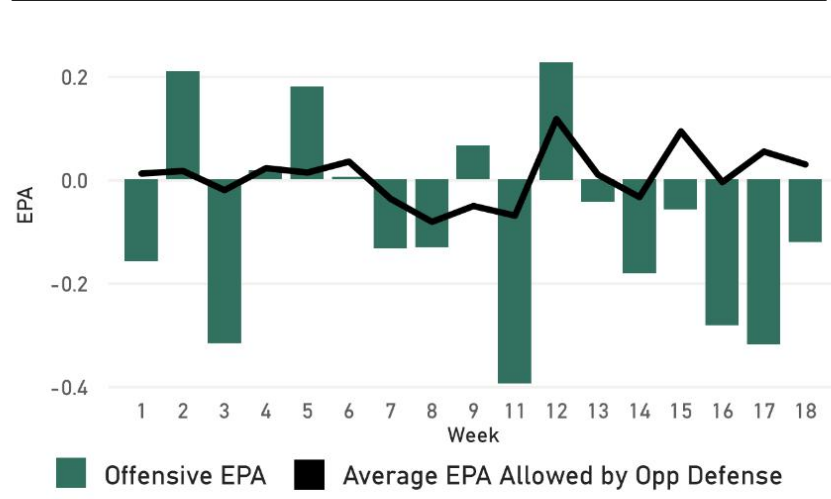
## LUCK FACTOR RANKS



## OL/DL RANKS



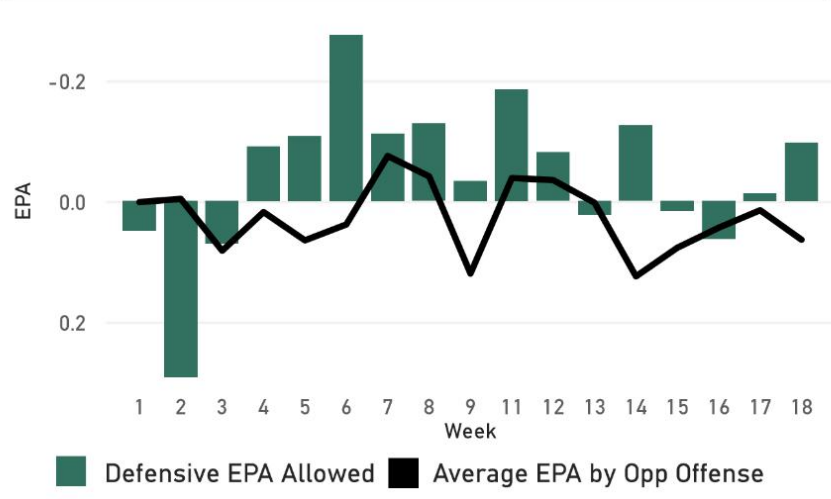
## OFFENSE EPA vs OPP AVG EPA ALLOWED



## OFFENSE DEPTH CHART

POS	STARTER	PLAYERS LOST
LWR	Garrett Wilson	
RWR	Allen Lazard	Elijah Moore
SWR	Mecole Hardman Jr.	Braxton Berrios
LT	Duane Brown	
LG	Laken Tomlinson	
C	Joe Tippmann (R)	Connor Mcgovern
RG	Alijah Vera-Tucker	
RT	Mekhi Becton	
TE	Tyler Conklin	
QB	Aaron Rodgers	Mike White
RB	Breece Hall	
FB	Nick Bawden	

## DEFENSE EPA ALLOWED vs OPP AVG EPA



## DEFENSE DEPTH CHART

POS	STARTER	PLAYERS LOST
LCB	D.J. Reed	
SS	Chuck Clark	
FS	Jordan Whitehead	Lamaricus Joyner
RCB	Sauce Gardner	
NB	Michael Carter II	
WLB	Quincy Williams	
MLB	C.J. Mosley	
SLB	Jamien Sherwood	Kwon Alexander
LDE	John Franklin-Myers	
LDT	Quinnen Williams	
RDT	Quinton Jefferson	
RDE	Carl Lawson	

## 2022 SCHEDULE vs 2023 SCHEDULE

2022 SCHEDULE			2023 SCHEDULE		
WK	OPP	SCORE	WK	OPP	SPREAD
1	v	L 9-24	1	v	+1.5
2	@	W 31-30	2	@	+2.5
3	v	L 12-27	3	v	-3.5
4	@	W 24-20	4	v	+2
5	v	W 40-17	5	@	-1
6	@	W 27-10	6	v	+1
7	@	W 16-9	8	@	-1.5
8	v	L 17-22	9	v	-2
9	v	W 20-17	10	@	-2.5
11	@	L 3-10	11	@	+3.5
12	v	W 31-10	12	v	-2.5
13	@	L 22-27	13	v	-6.5
14	@	L 12-20	14	v	-8.5
15	v	L 17-20	15	@	+1.5
16	v	L 3-19	16	v	-5.5
17	@	L 6-23	17	@	-1
18	@	L 6-11	18	@	-1
SOS		2/32	SOS*		4/32

1 = Hardest Schedule SOS\* based on TA's power rankings



# PHILADELPHIA EAGLES

DIVISION 2022 REC VEGAS WIN TOTAL '23  
NFC EAST (14-3) (11.5)

GENERAL MANAGER  
HOWIE ROSEMAN  
OFFENSIVE COORDINATOR  
BRIAN JOHNSON

HEAD COACH  
NICK SIRIANNI  
DEFENSIVE COORDINATOR  
SEAN DESAI

## REVIEW & ANALYSIS

**2022 Season Review:** The Eagles blew through the NFC last season in route to a 14-3 regular season and a Super Bowl appearance. QB Jalen Hurts was incredible and as a starter finished the year 16-2. Hurts got a massive contract extension in the offseason as a reward. The defense led the NFL in sacks and HC Nick Sirianni pushed all the right buttons when it came to +EV decision making. Don't forget GM Howie Roseman making all the right moves in the offseason to put the Eagles in this position, mainly the trade for WR AJ Brown and the FA signing of OLB Hasson Reddick. The Eagles and Niners were the only teams in the NFL to finish in the top five in both offensive and defensive EPA. If it wasn't for some uncharacteristic mistakes from Hurts (fumble TD) and the special teams (65-yard punt return allowed), the Eagles would likely be Super Bowl Champions. Philadelphia held a win probability in the 4<sup>th</sup> quarter of 90%+ in 10 games last season, tied with SF for most in the NFL. They were truly a dominant force all year.

**Luck Factor:** Outside of ED Derek Barnett tearing his ACL in week 1, the Eagles saw minimal injury impact on defense last season. The offense was one of the top five healthiest in the league and the Hurts elbow injury late was not a factor in the playoffs. Philadelphia was 8-1 in one score games but only two of those games, a 17-16 win at Indianapolis and a 20-17 win at Arizona, were truly coin flip wins. There were three other "close" wins (at DET, vs JAX, vs GB) that were only close because of late scores to make them seem closer than they were. The Eagles held big leads in the 4<sup>th</sup> quarter of all three. In other words, the Eagles didn't luck their way into a bunch of close wins.

**Schedule Analysis:** According to DVOA, the Eagles faced the easiest schedule in the NFL last season. The DET, NYG & DAL were the only teams they faced on the road who finished with a season record above .500. Of course, they got to the Super Bowl after SF lost every QB capable of completing a forward pass. This year I have Philly facing a league average strength of opponent, but the cadence of opponents is interesting. They don't play a single team in the first five weeks who is favored to make the playoffs so the Eagles can jump out to another great start. However, their set of games from week 9-15 is likely the most difficult stretch of games for any team at any point this season. They face DAL, KC, BUF, SF, DAL and SEA all in a row. Not only that, but they must also play BUF on a short week off MNF and face both SF and DAL, with both of those opponents getting a mini-bye (off TNF) prior to their game. They also must play DAL on the road on SNF in week 14 then SEA the following week on the road again. Since 2000, teams playing in SEA on the 2<sup>nd</sup> leg of a back-to-back road stand are just 19-28 ATS (40%), with a -4.7 ATS margin, and 10-38 straight up (21%). It's imperative that the Eagles start off hot or this could be a difficult schedule to navigate.

**Offseason:** With success comes the agony of losing good people and in this case coaches. The Eagles replaced both OC Shane Steichen, who took the HC job at Indianapolis, and DC Jonathan Gannon, who is now the new HC in Arizona. The last time a team lost both coordinators to HC jobs was the 2013 Bengals, when Jay Gruden left for Washington and Minnesota hired Mike Zimmer. There's enough talent and the culture in Philadelphia is so good that I don't think the drop off will be such that it comes from losing coaches. The Eagles promoted from within at OC with QB coach Brian Johnson and hired Sean Desai away from Seattle as DC.

Neither side of the ball saw significant changes. I did like the offense adding WR Olamide Zaccheaus as a solid #3. The Eagles also swapped out their RB room a bit, losing Miles Sanders to Carolina but adding Rashad Penny and D'Andre Swift. Penny and Swift are high upside, home run hitters who can't stay healthy. Maybe if the Eagles can muster a handful of games from each to mix with Kenneth Gainwell and Boston Scott, they'll have a nice rotation.


On defense, the best moves the Eagles made was bringing back both starting CBs in James Bradberry and Darius Slay. They did lose FS Chauncey Gardner-Johnson but that shouldn't be a significant loss. In the draft the Eagles traded up for Georgia DT Jalen Carter and they later grabbed Georgia ED Nolan Smith at the end of round one. Carter was considered the best defensive "talent" in the draft and Philadelphia is hopeful the culture will help keep him in check. The good news is that the Eagles are good enough on defense to not have to rely on either to make a big impact in year one but if one or both do, this is the best pass rush in the NFL.

**2023 Outlook:** The disease of me is a real thing that I truly believe in. I think the Philly culture is good enough to prevent negativity but it's a real risk. The Bengals bucked the trend last year but five of the last eight Super Bowl losers went under their win total the following season and two teams missed the Playoffs altogether. Hurts got PAID, both coordinators left, and the schedule is much harder. They only played two top 10 DVOA teams last year (DET and 1 v DAL with Dak) and this year they face seven of the top 10. My ratings have the Eagles winning 11 games but if they stumbled and won less than 10 it wouldn't stun me at all. I am not fading them but I'm also not picking them to make the SB again, because it just never works out like that. With such an easy start to their schedule before they reach that brutal mid-season stretch, I would wait to grab an NFC team to win the conference, if it's not the Eagles.

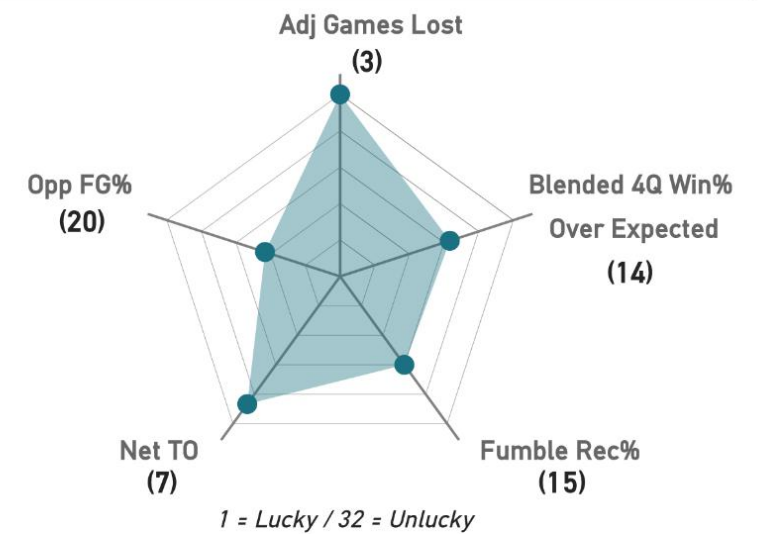
## OFFENSE ADVANCED RANKS



## DEFENSE ADVANCED RANKS



## LUCK FACTOR RANKS



## OL/DL RANKS



## 2022 SCHEDULE

## 2023 SCHEDULE

WK	OPP	SCORE	WK	OPP	SPREAD
1	@	W 38-35	1	@	-4.5
2	v	W 24-7	2	v	-6
3	@	W 24-8	3	@	-6.5
4	v	W 29-21	4	v	-7
5	@	W 20-17	5	@	-5.5
6	v	W 26-17	6	@	-1
8	v	W 35-13	7	v	-4
9	@	W 29-17	8	@	-4
10	v	L 21-32	9	v	-3
11	@	W 17-16	11	@	+3
12	v	W 40-33	12	v	-2.5
13	v	W 35-10	13	v	-2.5
14	@	W 48-22	14	@	+1
15	@	W 25-20	15	@	-2
16	@	L 34-40	16	v	-7
17	v	L 10-20	17	v	-11
18	v	W 22-16	18	@	-2.5

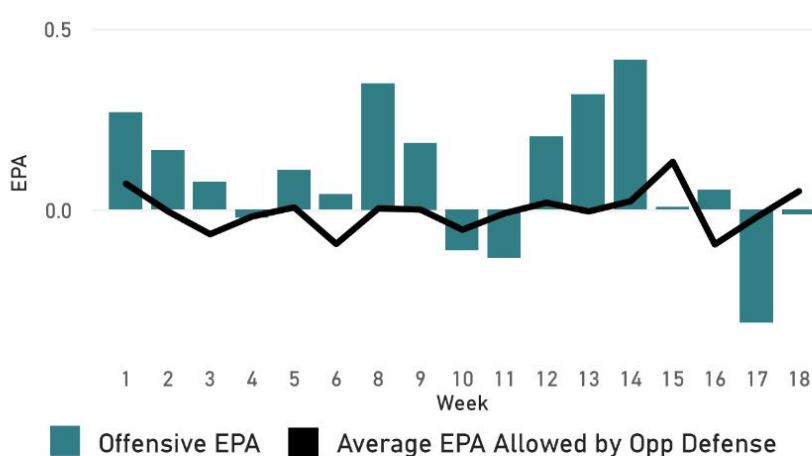
SOS 26/32

SOS\* 14/32

1 = Hardest Schedule

SOS\* based on TA's power rankings

## OFFENSE EPA vs OPP AVG EPA ALLOWED



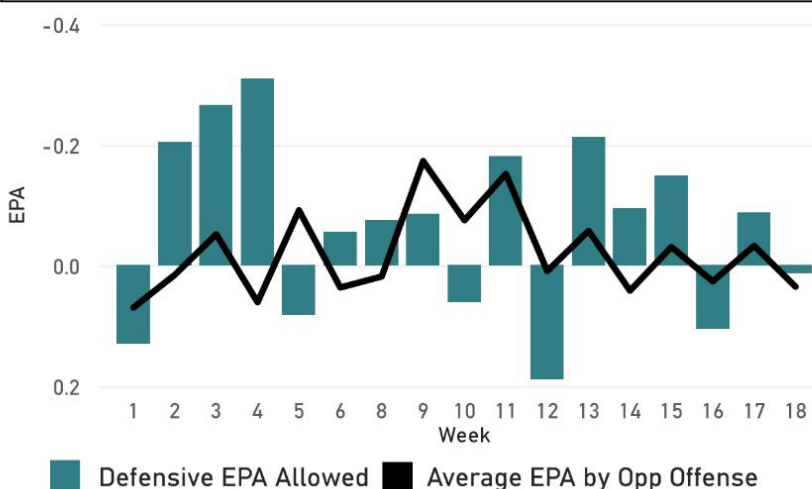
## OFFENSE DEPTH CHART

POS	STARTER	PLAYERS LOST
LWR	A.J. Brown	
RWR	Devonta Smith	
SWR	Olamide Zaccheaus	
LT	Jordan Mailata	
LG	Landon Dickerson	
C	Jason Kelce	
RG	Tyler Steen (R)	Isaac Seumalo
RT	Lane Johnson	
TE	Dallas Goedert	
QB	Jalen Hurts	
RB	D'andre Swift	Miles Sanders

## DEFENSE DEPTH CHART

POS	STARTER	PLAYERS LOST
LCB	Darius Slay	
SS	Terrell Edmunds	C.J. Gardner-Johnson
FS	Reed Blankenship	Marcus Epps
RCB	James Bradberry	
NB	Avonte Maddox	
WLB	Nicholas Morrow	Kyzir White
MLB	Nakobe Dean	T.J. Edwards
SLB	Haason Reddick	
LDE	Brandon Graham	
LDT	Fletcher Cox	
RDT	Jalen Carter (R)	Javon Hargrave
RDE	Josh Sweat	

## DEFENSE EPA ALLOWED vs OPP AVG EPA





# PITTSBURGH STEELERS

DIVISION 2022 REC VEGAS WIN TOTAL '23  
AFC NORTH (9-8) (8.5)

GENERAL MANAGER HEAD COACH  
OMAR KHAN MIKE TOMLIN  
OFFENSIVE COORDINATOR DEFENSIVE COORDINATOR  
MATT CANADA TERYL AUSTIN

## REVIEW & ANALYSIS

**2022 Season Review:** HC Mike Tomlin did it yet again. Last year's 9-8 finish made Tomlin 16/16 in winning at least eight games in a season for his Steeler career. I know it's a cliché but to do what he's done with inferior talent the last few seasons has been really impressive. The Steelers didn't get great QB play as Mitch Trubisky (23<sup>rd</sup> in EPA) and rookie Kenny Pickett (27<sup>th</sup>) led the team to those nine wins. While Pickett's season-long raw numbers weren't impressive (7 TDs, 9 INTs, 6.2 ypa) he did just enough late to win games and continually improved as the season went along. The Steelers went 7-2 down the stretch, after Pickett took over as starter. From week 11 on, Pickett finished the season as the league's 10<sup>th</sup> best QB in EPA. He exceeded opponent expectations in six of his final seven games. He may not have elite level upside but in this Steeler system he can be a solid NFL starter for a while.

When you look at the Steeler defense last season, the numbers don't jump out at you (23<sup>rd</sup> in EPA, 13<sup>th</sup> in success rate) but they faced a top 10 schedule of opposing pass and run offenses. The Steelers also didn't have standout OLB TJ Watt for seven games. The Steelers went 8-2 in games he played, and Pittsburgh sported the 7<sup>th</sup> best success rate on defense in those games. In the other seven games he missed, Pittsburgh ranked only 23<sup>rd</sup> in success rate. It should be noted that there are other factors in play with those Watt splits. It helped that Pittsburgh faced many more good offenses- BUF, MIA and PHI than some of the dregs of the NFL when Watt played. In any case his impact is absolutely one of the bigger ones on defense in the NFL.

**Luck Factor:** Pittsburgh was the healthiest team in the NFL, according to the adjusted games lost metric. Defensively, Watt was the only key player to miss more than two games. Offensively, the Steelers were the healthiest team in the league. Their starting OL incredibly did not miss a single game all season between them. Only six OL on the Steelers even took a snap last year and that one backup (C JC Hassenauer) saw 46 snaps. Of all the positions on a football field, the OL group is the most likely to feel the impact of injuries and the likelihood of a perfectly clean injury season again is extremely low. The Steelers did a good job preventing costly turnovers on offense (9<sup>th</sup> lowest EPA lost) and only put the ball on the ground 10 times all year, recovering 70% of those fumbles. Defensively, however, they recovered only three fumbles all season, the lowest number in the league.

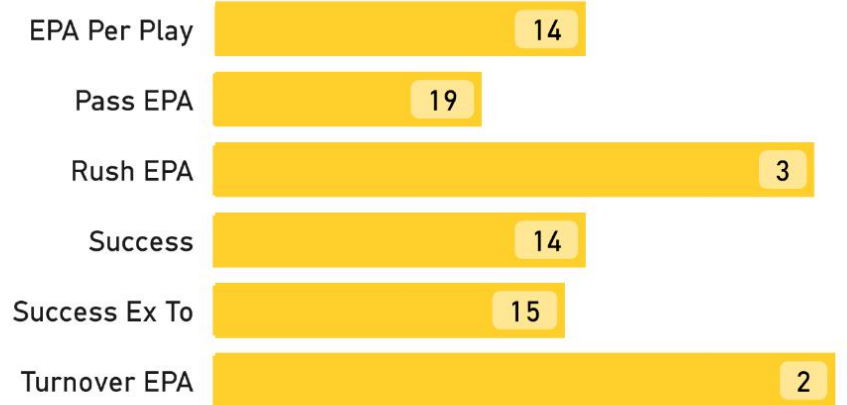
As good as Pickett and this offense were in the back half of the season, it may be hard to replicate some of the late down magic they saw, which helped them win seven of 12 one score outcomes. From week 10 on, the Steelers offense ranked #1 in the NFL in 3<sup>rd</sup> down conversions over expected and Pickett was 3<sup>rd</sup> best among QBs on late downs. On early downs during that stretch, he was just 27<sup>th</sup> in EPA. His nine scrambles for first downs and zero turnovers on 3<sup>rd</sup> and 4<sup>th</sup> downs, were key in extending drives and winning late. The Steelers will need more consistency early on downs as that is much more predictive going forward.

**Schedule Analysis:** The Steelers faced the 2<sup>nd</sup> toughest schedule by DVOA and 11<sup>th</sup> toughest by win percentage, last season. I have them facing essentially a league average schedule of opponents. Their schedule is fairly non-discreet, and the only thing of note is they get three straight home games from weeks 8-10 (v JAX, GB, TEN).

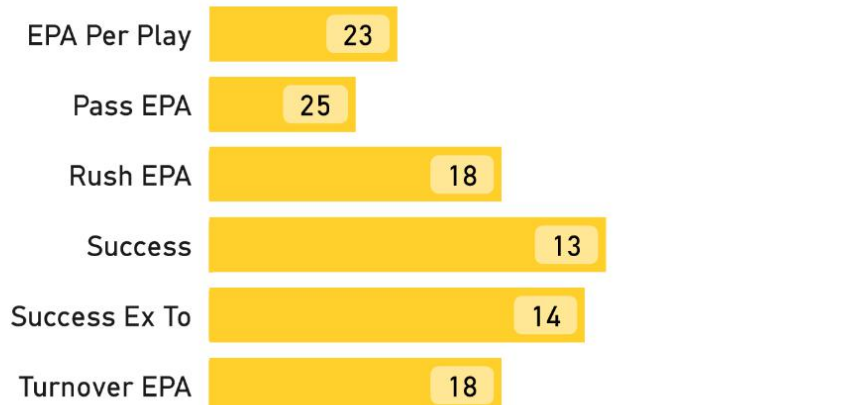
**Offseason:** Pittsburgh really fortified their OL, especially on the left side, with the additions of LT Broderick Jones in the first round of the draft and veteran LG Isaac Seumalo from the Eagles. Jones was one of the better LT prospects in this draft and Seumalo has graded out as a top 10 pass blocking G by PFF in three straight seasons. They also added nice depth with RT Le'Raven Clark and G Nate Herbig. The Steelers did also add WR Allen Robinson, although I am skeptical, he has anything left after last season's debacle. There is not much depth behind Robinson, Dionte Johnson and George Pickens. Defensively, the biggest turnover came in the secondary, with Levi Wallace the only returning CB. They lost a solid starter in Cam Sutton who left for Detroit and Ahkello Witherspoon who was injured for most of 2022. They brought in 2<sup>nd</sup> round rookie Joey Porter Jr., who will look to follow in his father's footsteps in Pittsburgh. The big acquisition came via FA Patrick Peterson. I know Peterson graded out well overall last year in Minnesota but at his age he is much more suited in a zone heavy scheme like the one he just left in Minnesota. The Steelers play much more man to man and Peterson's only spent 17% of his coverage snaps last year in man. I am skeptical he will be able to defend the opposing team's top WR consistently at age 33.

**2023 Outlook:** After 16 straight seasons of 8+ victories, how in the world could I fade their 8.5-win total? I do question the upside of Pickett, and it will be really difficult to follow last season's extreme late down vs early down performance. If the offense keeps putting itself in a hole, history says they will not be able to convert consistently on 3<sup>rd</sup> downs. There is also likely to be some level of injury regression, especially on the offense, after there were literally zero injuries among the starters. The Steelers are going to be the type of team that I will more likely want to back when lined as underdogs, but I won't want to rely on this offense to cover a sizeable number as a favorite. Just go ahead and pencil in the usual 8-9 wins from Tomlin,

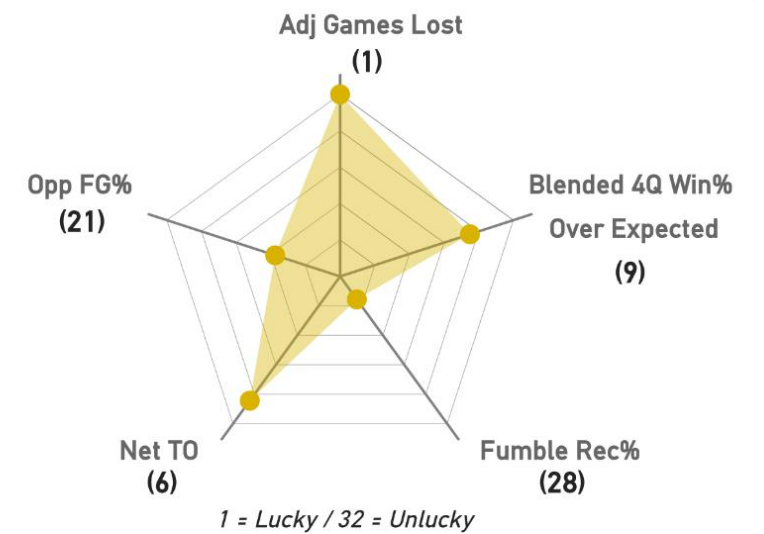
## OFFENSE ADVANCED RANKS



## DEFENSE ADVANCED RANKS



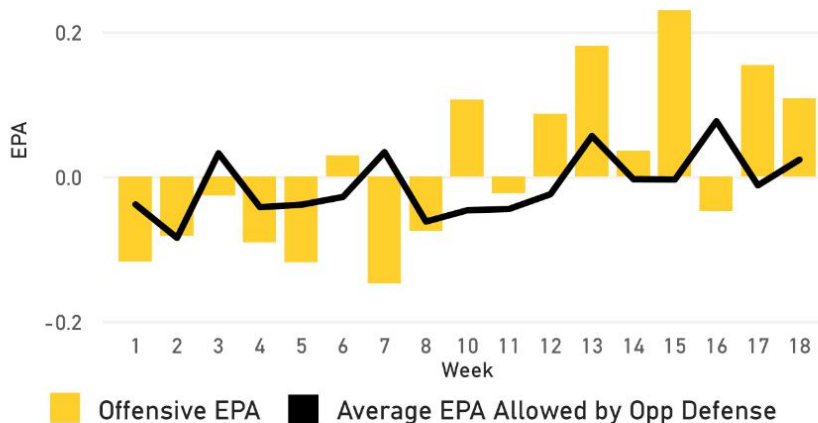
## LUCK FACTOR RANKS



## OL/DL RANKS



## OFFENSE EPA vs OPP AVG EPA ALLOWED



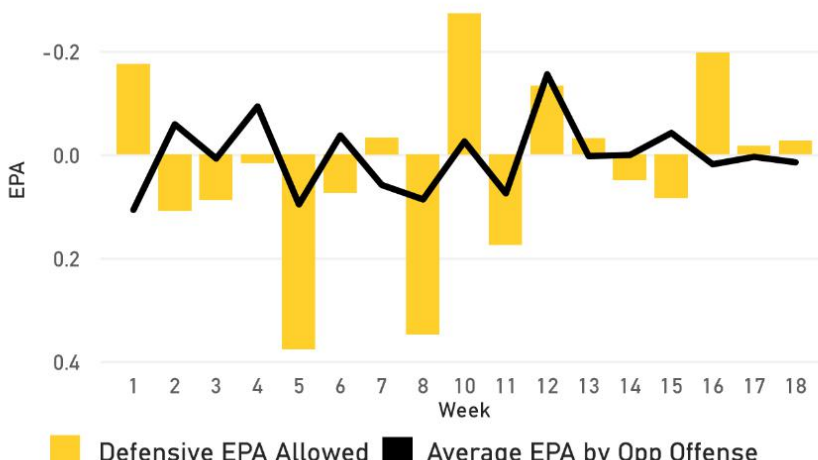
## OFFENSE DEPTH CHART

POS	STARTER	PLAYERS LOST
LWR	Diontae Johnson	
RWR	George Pickens	
SWR	Allen Robinson II	Steven Sims
LT	Broderick Jones (R)	
LG	Isaac Seumalo	
C	Mason Cole	
RG	James Daniels	
RT	Chukwuma Okorafor	
TE	Pat Freiermuth	
QB	Kenny Pickett	
RB	Najee Harris	
FB	Connor Heyward	Derek Watt

## DEFENSE DEPTH CHART

POS	STARTER	PLAYERS LOST
DE	Larry Ogunjobi	
NT	Keeanu Benton (R)	Tyson Alualu
DT	Cameron Heyward	
LOLB	T.J. Watt	
LILB	Cole Holcomb	Devin Bush
RILB	Elandon Roberts	Myles Jack
ROLB	Alex Highsmith	
LCB	Joey Porter Jr. (R)	Ahkello Witherspoon
SS	Damontae Kazee	Terrell Edmunds
FS	Minkah Fitzpatrick	
RCB	Levi Wallace	Cameron Sutton
NB	Patrick Peterson	Arthur Maulet

## DEFENSE EPA ALLOWED vs OPP AVG EPA



## 2022 SCHEDULE vs 2023 SCHEDULE

WK	OPP	SCORE	WK	OPP	SPREAD
1	@	W 23-20	1	v	+3
2	v	L 14-17	2	v	-1
3	@	L 17-29	3	@	-1
4	v	L 20-24	4	@	-3.5
5	@	L 3-38	5	v	+1
6	v	W 20-18	7	@	-2
7	@	L 10-16	8	v	-1
8	@	L 13-35	9	v	-4
10	v	W 20-10	10	v	-3
11	v	L 30-37	11	@	+1.5
12	@	W 24-17	12	@	+4.5
13	@	W 19-16	13	v	-6.5
14	v	L 14-16	14	v	-2
15	@	W 24-16	15	@	-2.5
16	v	W 13-10	16	v	+2.5
17	@	W 16-13	17	@	+2.5
18	v	W 28-14	18	@	+3.5


SOS 10/32

SOS\* 18/32

1 = Hardest Schedule

SOS\* based on TA's power rankings





# SEATTLE SEAHAWKS

DIVISION 2022 REC VEGAS WIN TOTAL '23  
NFC WEST (9-8) (8.5)

GENERAL MANAGER JOHN SCHNEIDER HEAD COACH PETE CARROLL  
OFFENSIVE COORDINATOR SHANE WALDRON DEFENSIVE COORDINATOR CLINT HURTT

## REVIEW & ANALYSIS

**2022 Season Review:** After trading QB Russell Wilson, no team came out of left field to claim a playoff spot more than Seattle last season. With a preseason win total of 5.5, behind the career resurgence of QB Geno Smith, the Seahawks blew past expectations to win nine games and reach the playoffs before losing out to SF. Geno ended up 7<sup>th</sup> in success rate and 16<sup>th</sup> in EPA among 37 QBs. He did start out hot, posting positive EPA games in 10 of his first 13 starts, before cooling off to end the season (four straight games <0 EPA to end the regular season).

With one of the best WR duos in the league, in DK Metcalf and Tyler Lockett, Geno and the offense finished 13<sup>th</sup> in EPA, 19<sup>th</sup> rushing the football but 32<sup>nd</sup> in rush success rate. Rookie RB Kenneth Walker was the worst RB in the NFL from a success standpoint, but his frequent explosive runs helped prop up their EPA. They finished last in rush success on early downs but for the first time in Pete Carroll's tenure, the Seahawks went pass-heavy on early downs (5<sup>th</sup> highest rate) which led to a solid offensive showing. Ironically, they decided to let Geno cook right after trading Russ.

The defense was a different story. They were expected to struggle, and they did, finishing 26<sup>th</sup> in EPA and 19<sup>th</sup> against the pass. To their credit, they struggled against the better QBs they faced but held bad QBs below expectations. Only two of the nine QBs they faced that ranked 20<sup>th</sup> or worse in EPA, posted a positive EPA performance against Seattle. The two biggest areas where Seattle's defense struggled were against the run and general tackling. They allowed the highest yac in the NFL and their run defense finished 26<sup>th</sup> in EPA. Their young secondary was the bright spot, with starting CBs Tariq Woolen and Coby Bryant continuing the long-sanding Seattle tradition of finding DB gems late in the draft.

**Luck Factor:** As great of a story that Geno was, he did get lucky with some of his throws. No QB with at least 300 pass attempts had more INTs (14) dropped (as graded by PFF) than Geno. He finished with the 6<sup>th</sup> highest turnover worthy play rate in the NFL. They ended up losing the 10<sup>th</sup> most EPA on offense from turnovers and that easily could have been much worse if not for those dropped INTs.

While the defense faced a relatively easy set of opposing QBs, they did not get the luxury of seeing many backup level QBs. In fact, while they didn't go up against many elite level QBs all season, they also faced the lowest percentage of QBs (10%) that were backups or ended up 30<sup>th</sup> or worst in EPA. John Wofford, Mike White and Baker Mayfield were the only QBs that you'd consider "bad".

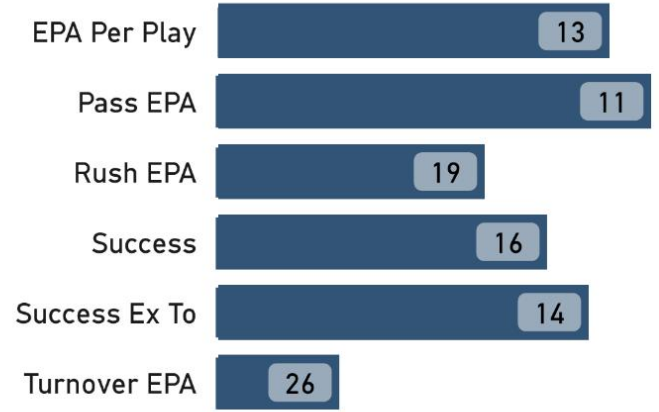
**Schedule Analysis:** The Seattle schedule was not very difficult last season and for the most part is very manageable again this year. The beginning and end of the schedule is favorable, but they have a brutal stretch towards the middle. I have the Seahawks favored in six of their first nine games with four of them coming at home and favored by at least six points in all of them. The final three games are at TEN, who could be on to rookie backup QB Will Levis if the season turns south, at home against PIT and at ARI, who will likely want to lose to ensure a top three draft pick. Now for the rough patch. From weeks 12-15, they have to face the three best teams in the NFC (DAL, PHI, SF) four times consecutively.

The good news is on four separate occasions, opponents will be playing in Seattle on the 2<sup>nd</sup> leg of back-to-back road games. Since 2000, teams playing in Seattle on the 2<sup>nd</sup> leg of a back-to-back road stand are just 19-28 ATS (40%), with a -4.7 ATS margin, and 10-38 straight up (21%). Those numbers, especially the ATS margin, are much worse for these teams than in a normal road situation in Seattle.

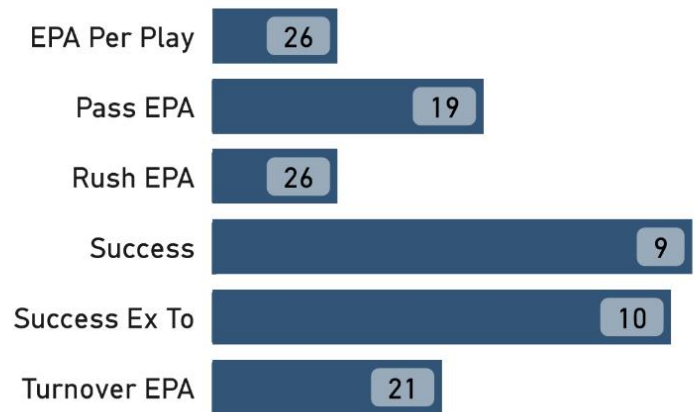
**Offseason:** Seattle did as good a job this offseason as any team that didn't upgrade at QB. They largely kept the offense intact but added WR Jaxon Smith-Njigba, a slot demon out of OSU in the draft. He fell in the draft due to a slower than expected 40-yard dash and after missing most of his final season in college. His measurables and change of direction skills in workouts compare favorably to other great slot WRs. If he plays as advertised, the Seahawks will possess the best top three WR groups in the NFL. Defensively, the Seahawks needed major upgrades and they did a nice job adding to a nice young core. They are hoping S Jamal Adams is back after tearing his quad in the opener last year. If he can't start the season, they did sign Julian Love from the Giants, a solid tackler. Otherwise, they nabbed the top CB in the draft in Devon Witherspoon from Illinois. In FA they brought back LB Bobby Wagner, who finished as PFF's top rated LB last season. They also remade their DL by signing Dre'mont Jones from DEN and brought back old friend Jarran Reed. Neither is really good at defending the run but both are above average pass rushers. The defense has a chance to improve greatly this season.

**2023 Outlook:** Pete Carroll consistently wins, no matter the talent on his roster. He has gone 8-4-1 to the over on win totals in his 13 seasons with Seattle and has never won less than seven games. He also has gone over his win total by at least two games in six of those eight "over" seasons so if you like the Seahawks this season, grabbing the alternative over isn't a bad move. I think we do see a Geno regression, as he tailed off late last year against better defenses with more film on him, but with JSN addition he just needs to be a distributor and let those guys do the work. The defense should be improved and the schedule is favorable. I either think Geno regresses badly and Seattle wins 6-7 games or he is on par with last season and they get to 10+ wins.

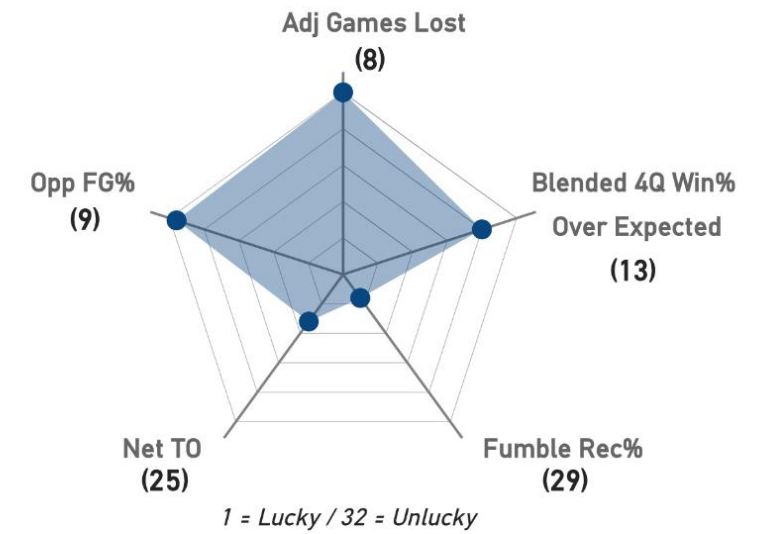
## OFFENSE ADVANCED RANKS



## DEFENSE ADVANCED RANKS



## LUCK FACTOR RANKS



## OL/DL RANKS



## 2022 SCHEDULE 2023 SCHEDULE

Wk	Opp	Score	Wk	Opp	Spread
1	v	W 17-16	1	v	-6
2	@	L 7-27	2	@	+2.5
3	v	L 23-27	3	v	-4
4	@	W 48-45	4	@	+1
5	@	L 32-39	6	@	+4.5
6	v	W 19-9	7	v	-7
7	@	W 37-23	8	v	-2
8	v	W 27-13	9	@	+3
9	@	W 31-21	10	v	-4
10	@	L 16-21	11	@	-2
12	v	L 34-40	12	v	+1.5
13	@	W 27-23	13	@	+3.5
14	v	L 24-30	14	@	+4
15	v	L 13-21	15	v	+2
16	@	L 10-24	16	@	-2
17	v	W 23-6	17	v	-2.5
18	v	W 19-16	18	@	-4.5

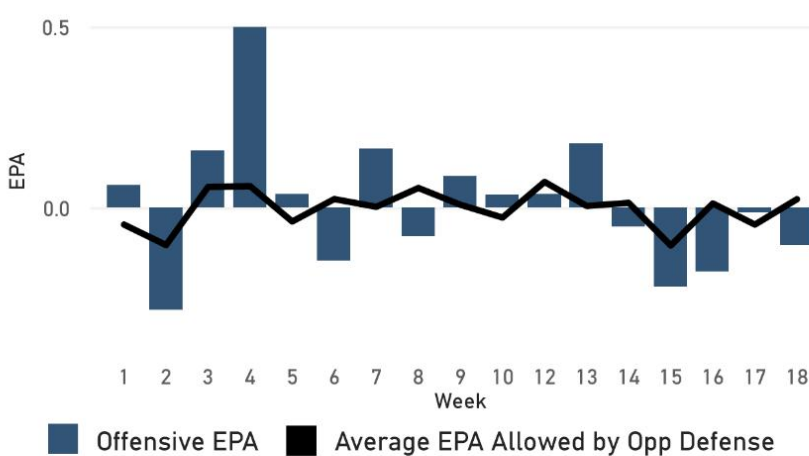
SOS 29/32

SOS\* 20/32

1 = Hardest Schedule

SOS\* based on TA's power rankings

## OFFENSE EPA vs OPP AVG EPA ALLOWED



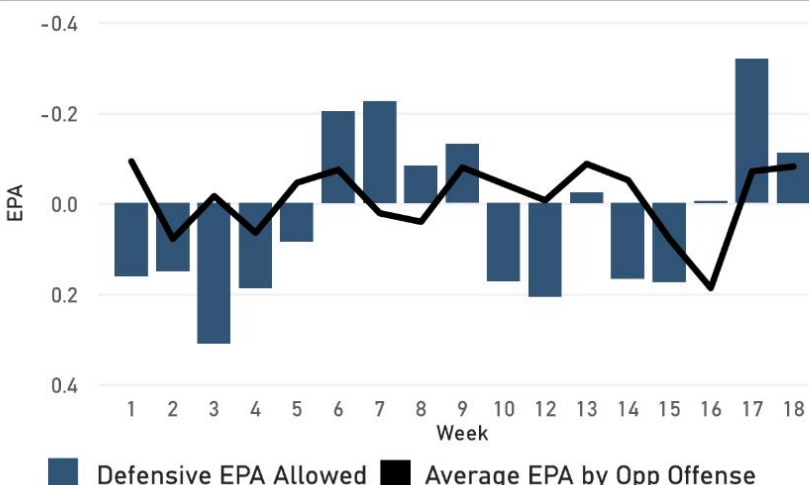
## OFFENSE DEPTH CHART

POS	STARTER	PLAYERS LOST
LWR	Dk Metcalf	
RWR	Tyler Lockett	
SWR	Jaxon Smith-Njigba (R)	Marquise Goodwin
LT	Charles Cross	
LG	Damien Lewis	
C	Evan Brown	Austin Blythe
RG	Phil Haynes	Gabe Jackson
RT	Abraham Lucas	
TE	Noah Fant	
QB	Geno Smith	
RB	Kenneth Walker III	
FB	Nick Bellore	

## DEFENSE DEPTH CHART

POS	STARTER	PLAYERS LOST
NT	Bryan Mone	
LOLB	Darrell Taylor	
LILB	Jordyn Brooks	
RILB	Bobby Wagner	Cody Barton
ROLB	Uchenna Nwosu	
LCB	Devon Witherspoon (R)	Mike Jackson
SS	Jamal Adams	
FS	Quandre Diggs	
RCB	Riq Woolen	
NB	Coby Bryant	
LDE	Dre'mont Jones	Shelby Harris
RDE	Jarran Reed	Quinton Jefferson

## DEFENSE EPA ALLOWED vs OPP AVG EPA





# SAN FRANCISCO 49ERS

DIVISION	2022 REC	VEGAS WIN TOTAL '23
NFC WEST	(13-4)	(10.5)
GENERAL MANAGER	HEAD COACH	
JOHN LYNCH	KYLE SHANAHAN	
OFFENSIVE COORDINATOR	DEFENSIVE COORDINATOR	
KYLE SHANAHAN	STEVE WILKS	

## REVIEW & ANALYSIS

**2022 Season Review:** What a crazy beginning, middle and end of season for SF last year. After losing to the lowly Bears in a monsoon behind QB Trey Lance, we saw old reliable Jimmy G take over and turn SF into a true SB contender, followed by Mr. Irrelevant rookie QB Brock Purdy storm the league going undefeated in the regular season and it ending with a whimper when SF had no QBs left who could complete a forward pass in the NFC Championship game. Whew. The Niners' success of late has come from the offensive brilliance of HC Kyle Shanahan and a loaded roster full of playmakers. Even with three different QBs starting games for SF, the Niners were a dominant force last year. They finished at the top of virtually every team metric, including #1 in DVOA and #1 in point differential. SF was the best team in the NFL down the stretch, winning 12 straight games, eight by double-digits. This also coincided with the trade for do-everything RB Christian McCaffery, who led all RBs with 39 explosive plays following the trade. The Niners ended the season as the league's top ranked defense by EPA. However, they faced the easiest set of opposing QBs in the league, playing only two top 16 QBs (Mahomes and Tua). Mahomes had his best game all season against this SF defense. When adjusted for opponent, SF's pass defense finished 11th in EPA per drop back against opponent expectations. The real story in 2022 was the revelation of Purdy. After being thrust into action against Miami, following an injury to Jimmy G, Purdy and this offense never missed a beat. He finished 6th in EPA and his 86% EPA consistency rate ranked 3rd highest in the NFL. Unfortunately, Purdy suffered a major elbow injury and backup Josh Johnson a concussion during the NFC Championship and instantly the season was over.


**Luck Factor:** SF finished with the 2nd lowest EPA lost due to turnovers on offense and the 2nd most EPA gained on defense. Offensively, the Niners only recovered 43% of their fumbles but also only threw nine combined INTs, which helped reduce the negative impact. Clearly, the Niners suffered the most impactful injuries to the QB position, although they survived it well. They also suffered the most injuries along the DL and 2nd most at RB, but luckily the team is loaded with depth at both positions.

**Schedule Analysis:** A year after facing a cupcake schedule, the Niners are set to face an easier than average group of opponents. But a first-place schedule and playing the deep AFC North should make the Niners sweat. Barring injury, their schedule of opposing QBs looks to be a tougher test as well. Where this schedule cranks up is when it comes to the advantages their opponents will have. While playing 1-2 opponents coming off their bye week in a season is standard, somehow the schedule makers decided to force SF to play FOUR different teams off a bye. They are obliged to face three of these teams off a bye within a five week stretch. This all leads to SF leading the NFL with the biggest disadvantage when it comes to cumulative rest in between games. I'm not sure if any one of these rest disadvantages will affect the team in singular weeks but there could be a cumulative effect late in the season. It should be noted that their biggest gap in rest (-8) comes in week eight vs Cincinnati, who is coming off their bye while SF is playing after a MNF game. History says it's not worth a fade of SF though. Since 2000, teams like SF playing on six days rest against a team off their bye are a spectacular 64% ATS, with a +4.8 margin, and a 60%-win percentage. The market could be overcompensating for this perceived rest issue, but the results are telling.

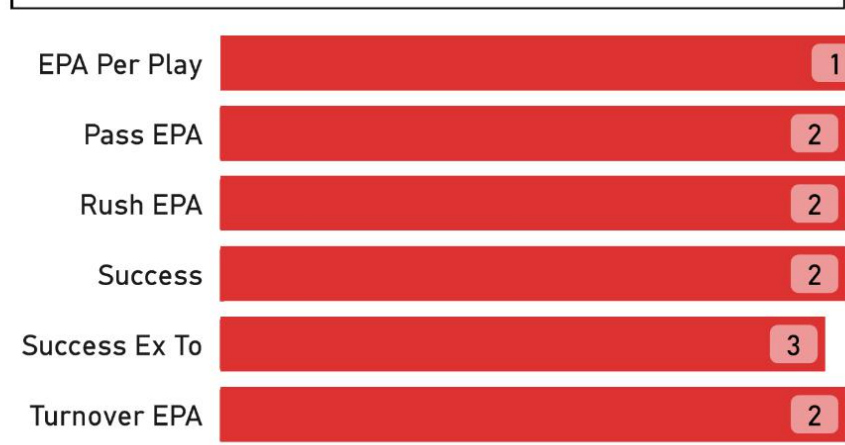
**Offseason:** The Niner offensive skill players are intact but there is question as to who the starting QB will be day one. Reports are that Purdy should be healthy but a serious elbow injury can't be simple to overcome. The Niners still have Lance and signed Sam Darnold for insurance. It's rare for a contender to not actually know for sure who their starting QB will be. And even if 100% healthy, there are real questions as to if Purdy will be able to continue where he left off last year. He was the only player in PFF's top 16 graded QBs with a higher turnover worthy play rate than big time throw rate. He beat up on a lot of bad pass defenses during their late season run as well. There are also concerns along the OL as RT, Mike McGlinchey, left for DEN in FA. They are going to start reserve 3rd year man Colton McKivitz, who has only taken only 29 career snaps at RT. An already shaky OL outside of star LT Trent Williams, got a little bit worse this off season. The big addition on defense came via stud FA DT Javon Hargrave from the Eagles. The rich get richer, as the Niners sign arguably the 2nd best pass rusher at DT behind Aaron Donald. It will be important to get all the pressure they can upfront as their secondary took a hit with the loss of CB Emmanuel Moseley and veteran S Jimmie Ward. The defense will also need to replace its 2nd DC to leave for a HC job in the last three years. Demeco Ryans left for HOU and veteran DC Steve Wilks will take over. Wilks is one of the more respected coordinators in the league.

**2023 Outlook:** I know the roster is loaded, but it's difficult to back a team that doesn't have definitive answers at QB. The OL has real holes, and the defense will have to defend against a much tougher schedule this season. Let's not forget that for as brilliant an offensive mind that Shanahan is, he is still pretty awful when it comes to decision making in game. No team punted more often inside opponent territory with 5 or less yards to go last year than SF (8). SF also tied for most FG attempts in the red zone on 4th and 2 or less (6). If he can just refine those decisions this team would be even that much more dangerous.

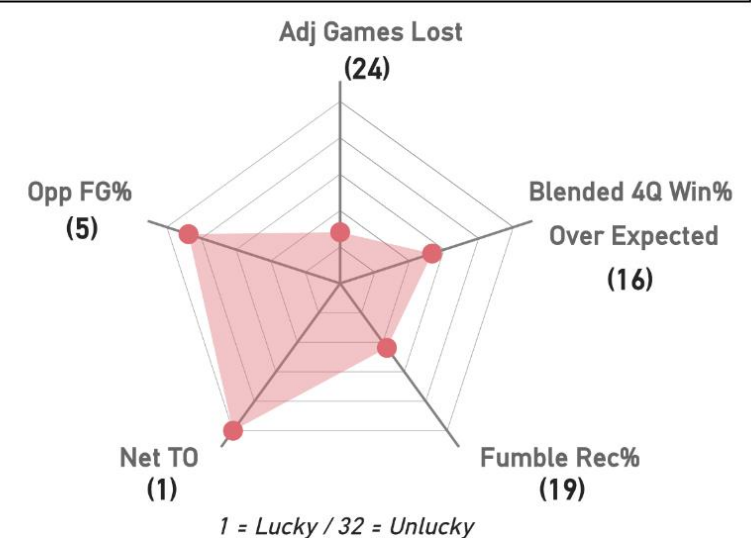
## OFFENSE ADVANCED RANKS




## DEFENSE ADVANCED RANKS



## LUCK FACTOR RANKS



## OL/DL RANKS

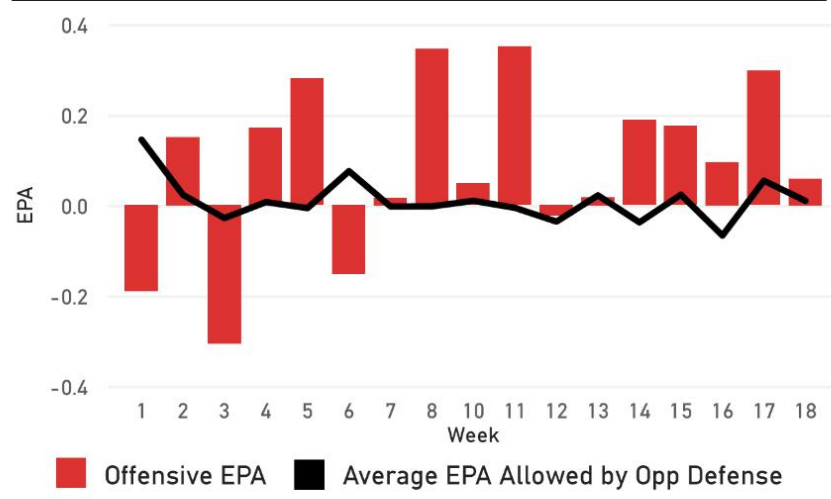


## 2022 SCHEDULE vs 2023 SCHEDULE

2022 SCHEDULE			2023 SCHEDULE		
WK	OPP	SCORE	WK	OPP	SPREAD
1	@	L 10-19	1	@	-3
2	v	W 27-7	2	@	-4.5
3	@	L 10-11	3	v	-5
4	v	W 24-9	4	v	-9.5
5	@	W 37-15	5	v	-2.5
6	@	L 14-28	6	@	-1
7	v	L 23-44	7	@	-2.5
8	@	W 31-14	8	v	-1
10	v	W 22-16	10	@	-1
11	@	W 38-10	11	v	-7.5
12	v	W 13-0	12	@	-1.5
13	v	W 33-17	13	@	+2.5
14	v	W 35-7	14	v	-4
15	@	W 21-13	15	@	-6.5
16	v	W 37-20	16	v	-3
17	@	W 37-34	17	@	-3.5
18	v	W 38-13	18	v	-6

SOS 32/32 SOS\* 21/32  
1 = Hardest Schedule SOS\* based on TA's power rankings

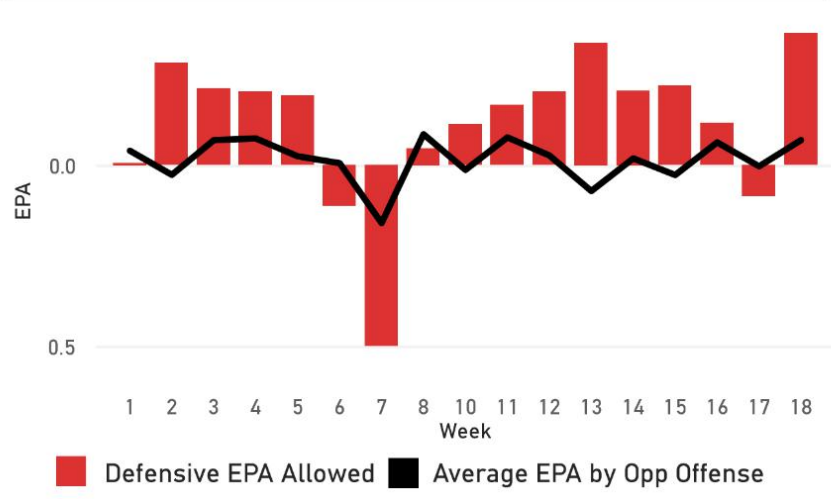
## OFFENSE EPA vs OPP AVG EPA ALLOWED



## OFFENSE DEPTH CHART


POS	STARTER	PLAYERS LOST
LWR	Brandon Aiyuk	
RWR	Deebo Samuel	
SWR	Jauan Jennings	
LT	Trent Williams	
LG	Aaron Banks	
C	Jake Brendel	
RG	Spencer Burford	
RT	Colton Mckivitz	Mike McGlinchey
TE	George Kittle	
QB	Brock Purdy	
RB	Christian McCaffrey	
FB	Kyle Juszczyk	

## DEFENSE EPA ALLOWED vs OPP AVG EPA



## DEFENSE DEPTH CHART

POS	STARTER	PLAYERS LOST
LCB	Deommodore Lenoir	
SS	Talanoa Hufanga	
FS	Tashaun Gipson Sr.	
RCB	Charvarius Ward	
NB	Isaiah Oliver	Jimmie Ward
WLB	Dre Greenlaw	
MLB	Fred Warner	
LDE	Nick Bosa	Samson Ebukam
LDT	Javon Hargrave	
RDT	Arik Armstead	
RDE	Drake Jackson	



# TAMPA BAY BUCCANNERS

DIVISION 2022 REC VEGAS WIN TOTAL '23  
 NFC SOUTH (8-9) (6.5)

GENERAL MANAGER HEAD COACH  
 JASON LICHT TODD BOWLES  
 OFFENSIVE COORDINATOR DEFENSIVE COORDINATOR  
 DAVE CANALES KACY RODGERS &

## REVIEW & ANALYSIS

**2022 Season Review:** Last offseason for Tampa started with Tom Brady retiring, unretiring, then disappearing for 11 days in the middle of camp. It was all a precursor to a very strange final season in Tampa for Tom and a really disappointing end to his career. After sneaking into the Playoffs with an 8-9 record, the Bucs got smoked by DAL 31-14. If not for multiple last-minute drives, led by Brady, the Bucs could have easily finished with 5-6 wins. Their -45-point differential was easily the worst among Playoff teams and the worst in a division that they won! Unfortunately for Tampa, they were tied for 2<sup>nd</sup> in the league with 11 opponents who ended up going over their preseason win totals, so their schedule ended up being much tougher than one of the easiest that was expected.

Identifying who deserves the most blame for last season's failures may be harder than it seems. Brady was vintage Brady in the 4<sup>th</sup> quarter and OT, finishing with the 9<sup>th</sup> best EPA in the NFL. However, in the first three quarters of games he was just 21<sup>st</sup> in EPA. Some of it was a beat-up OL, a 32<sup>nd</sup> ranked run game and an offense that finished last in explosive play rate. Tampa didn't produce a single elite (80<sup>th</sup> percentile game or better vs their opponent) pass or run offensive performance all season, the only team in the NFL to fail in this regard.

The other issue was coaching. Whether it was poor play calling/design from OC Byron Leftwich or a litany of negative EV decisions by HC Todd Bowles, the coaching staff was a disaster. Bowles is a great defensive coach but has struggled badly with in-game decisions. No team punted more often, in one score games and on 4<sup>th</sup> and 2 or less, than Tampa (16).

The Tampa defense was the one saving grace as they finished 11<sup>th</sup> in EPA allowed and did so against the 4<sup>th</sup> toughest schedule of opposing offenses. Using my drive quality metric that excludes fluky end of drive turnovers, Tampa's defense was top five in the league. When adjusted for facing the toughest run schedule in the league, their run defense finished 6<sup>th</sup> best.

**Luck Factor:** Based on Pythagorean expectations, the Bucs were more like a 7.1-win team. Using blended 4<sup>th</sup> quarter win probabilities, should have only won 5.9 games. Their four wins with a win probability of under 40% in the 4<sup>th</sup> quarter tied for most in the league. This led to a 6-4 one score game record for Tampa with a 23-17 OT loss at CLE being the only close loss that they likely deserved to win. Defensively the Bucs were solid but rarely benefitted from turnovers. They created the 6<sup>th</sup> lowest EPA from those turnovers and as a team recovered fumbles at the 3<sup>rd</sup> lowest rate.

After finishing as the healthiest team in the league during their 2020 Super Bowl season, the injuries started catching up in a big way in 2021 and continued in 2022. They finished in the bottom 10 in health on both sides of the ball. Following the off-season retirement of Pro Bowl Guard Ali Marpet, starting C Ryan Jensen missed most of the season due to a camp injury. In addition, much of the OL was beat up during the season as three starters missed at least four games. On defense, their top pass rusher Shaq Barrett tore his achilles in week 9, DT Vita Veve missed four games, and their top three players in the secondary missed 4+ games each.

**Schedule Analysis:** Tampa has a manageable schedule of opponents (8<sup>th</sup> easiest according to my ratings) considering they play 14 games against the NFC South, NFC North and AFC South. They do also face BUF, PHI and SF due to their first-place finish last year but I count seven games with a spread of 3 or less either way this season. They are likely to face four games vs rookie QBs + Ridder, Love and Fields. Their toughest spot is travelling across the country to SF in week 11 then flying out to Indianapolis with the Colts off a bye.

**Offseason:** Going from Brady to Baker Mayfield/Kyle Trask is likely one of the biggest drop offs in the NFL. Trask is a complete mystery. He has attempted nine career passes in two seasons and in last year's preseason finished as PFF's 16<sup>th</sup> highest graded passer with the 6<sup>th</sup> highest big time throw percentage. Ever since his outstanding 2020 season with the Browns, Mayfield has been bad (32<sup>nd</sup> out of 34 QBs in success rate). Last season, he tied Matt Ryan with the highest rate of bottom quartile weekly EPA performances (58%). Amazingly, Baker produced the best game the Broncos 5<sup>th</sup> ranked pass defense allowed a QB all year. He also won in his Rams debut on TNF against the Raiders with two late scoring drives, so he does have some upside from time to time. The OL has seen some shuffling as All-Pro RT Tristan Wirfs is shifting to the left side, C Ryan Jensen is back from injury, 2<sup>nd</sup> round pick Cody Mauch will play RG and they signed veteran Matt Feiler to play RG. Feiler has been a league average Guard the last two seasons. This OL could either be a disaster or really solid with the upgrades.

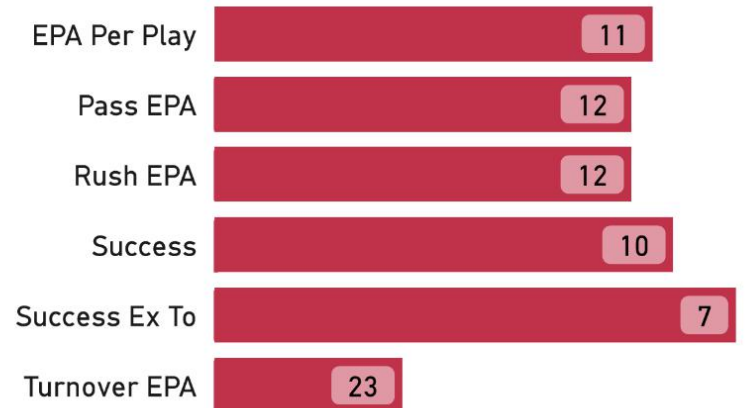
Defensively, most of the key players are back for TB and they used their first-round pick on DT Calijah Kancey. Kancey is my sleeper DROY candidate and after registering 7.5 sacks at PIT last year and producing one of the best combines from a DT in the last 20 years, he could have tremendous upside. With some positive health regression, the defense could be top 10 level.

**2023 Outlook:** I am higher on this team than the market and they have a similar feel to the Seahawks at this time last year. Tampa won eight games against a tough schedule last year, with major injuries and a bottom tier offense. The bar is low for an offense led by Mayfield and three good WRs. Not sure I agree with it but the team's actions like re-signing veterans like Carlton Davis, Jamel Dean and keeping Mike Evans, signals that they are actually trying to win. With upside in positive turnover and injury regression plus a very manageable schedule that includes four rookie QBs, seven or more wins is very much in reach.

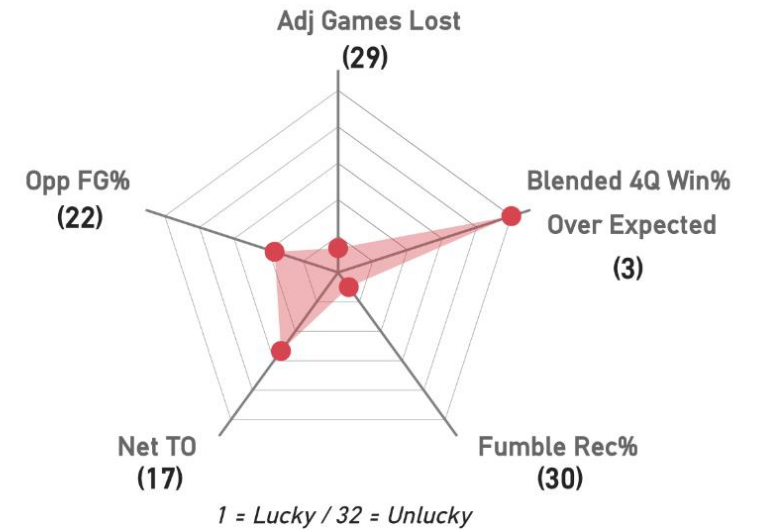
## OFFENSE ADVANCED RANKS



## DEFENSE ADVANCED RANKS



## LUCK FACTOR RANKS



## OL/DL RANKS



## 2022 SCHEDULE vs 2023 SCHEDULE

2022 SCHEDULE			2023 SCHEDULE		
WK	OPP	SCORE	WK	OPP	SPREAD
1	@	★ W 19-3	1	@	+6.5
2	@	🦉 W 20-10	2	v	+1.5
3	v	🏈 L 12-14	3	v	+6.5
4	v	🦉 L 31-41	4	@	+4
5	v	🦉 W 21-15	6	v	+3.5
6	@	🏈 L 18-20	7	v	+1
7	@	🦉 L 3-21	8	@	+10
8	v	🦉 L 22-27	9	@	+1
9	v	🏈 W 16-13	10	v	+1
10	v	🏈 W 21-16	11	@	+7.5
12	@	🏈 L 17-23	12	@	+1
13	v	🦉 W 17-16	13	v	-1
14	@	🏈 L 7-35	14	@	+3
15	v	🏈 L 23-34	15	@	+3.5
16	@	🏈 W 19-16	16	v	+3.5
17	v	🏈 W 30-24	17	v	+1.5
18	@	🦉 L 17-30	18	@	+2.5

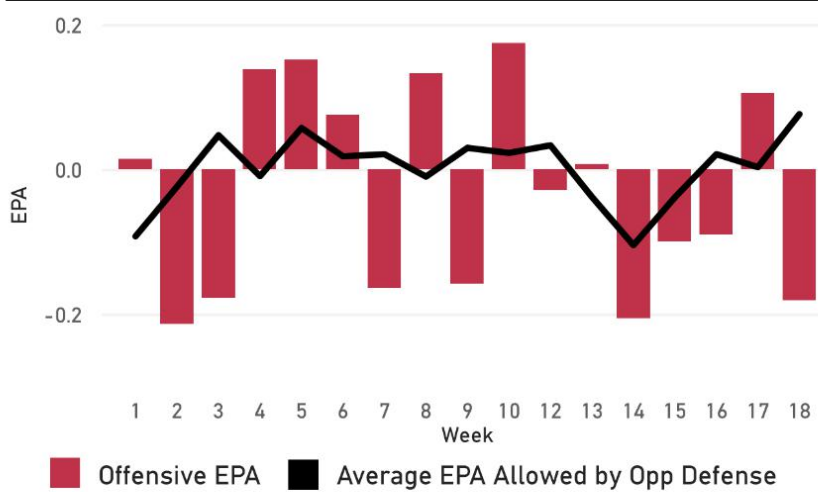
SOS 18/32

SOS\* 25/32

1 = Hardest Schedule

SOS\* based on TA's power rankings

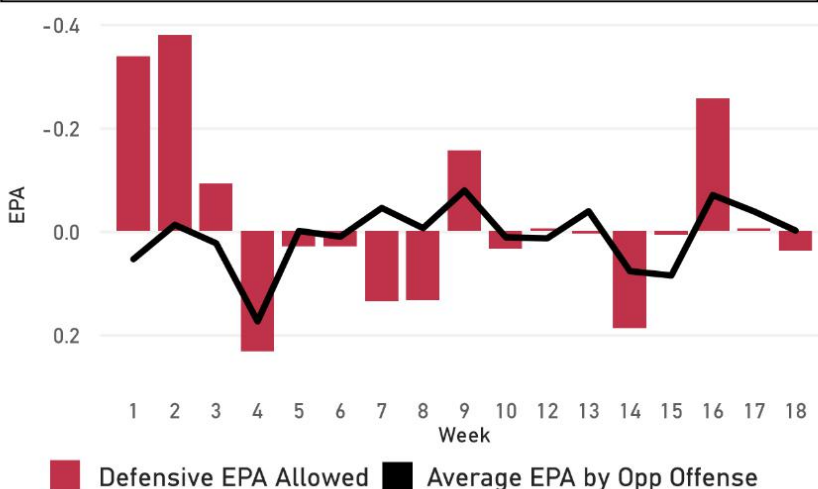
## OFFENSE EPA vs OPP AVG EPA ALLOWED



## OFFENSE DEPTH CHART


POS	STARTER	PLAYERS LOST
LWR	Mike Evans	
RWR	Chris Godwin	
SWR	Russell Gage	
LT	Tristan Wirfs	
LG	Matt Feiler	
C	Ryan Jensen	
RG	Cody Mauch (R)	Shaq Mason
RT	Luke Goedeke	
TE	Cade Otton	
QB	Baker Mayfield	Tom Brady
RB	Rachaad White	

## DEFENSE EPA ALLOWED vs OPP AVG EPA



## DEFENSE DEPTH CHART

POS	STARTER	PLAYERS LOST
DE	Logan Hall	William Gholston
NT	Vita Veve	
DT	Calijah Kancey (R)	Akiem Hicks
LOLB	Joe Tryon-Shoyinka	
LILB	Devin White	
RILB	Lavonte David	
ROLB	Shaquil Barrett	
LCB	Jamel Dean	
SS	Ryan Neal	Mike Edwards
FS	Antoine Winfield Jr.	
RCB	Carlton Davis III	
NB	Dee Delaney	



# TENNESSEE TITANS

DIVISION 2022 REC VEGAS WIN TOTAL '23  
AFC SOUTH (7-10) (7.5)

GENERAL MANAGER HEAD COACH  
RAN CARTHON MIKE VRABEL  
OFFENSIVE COORDINATOR DEFENSIVE COORDINATOR  
TIM KELLY SHANE BOWEN

## REVIEW & ANALYSIS

**2022 Season Review:** After three straight Playoff appearances, a lack of talent caught up to Tennessee. The trade of WR AJ Brown proved to be too big of a loss and a good defense couldn't make up for the poor offense. The Titans offense was awful, finishing 28<sup>th</sup> in ppg, 26<sup>th</sup> in EPA with the most three and outs in the NFL. The offense finished 32<sup>nd</sup> in EPA in the 4<sup>th</sup> quarter which led to the worst 2<sup>nd</sup> half scoring margin in the NFL and a 7-10 season.

QB Ryan Tannehill was his usual self, ranking 16<sup>th</sup> in EPA. It was impressive considering the lack of weapons and a bad OL. WR Robert Woods, coming off a torn ACL, and first round pick Treyton Burks were not good enough. The Titans went 1-3 in four games that Tannehill missed but 6-6 when he started. Tannehill faced a brutal schedule of opposing defenses and faced just one bottom 10 pass defense (Raiders) while playing five top 10 defenses. The OL was a major problem. PFF graded the OL 32<sup>nd</sup> in pass blocking. LT Dennis Daley graded out as PFF's 85<sup>th</sup> ranked Tackle out of 89 qualified players while RT Nicholas Petit-Frere finished 80<sup>th</sup>. Starting LG Aaron Brewer finished as PFF's 75<sup>th</sup> ranked pass blocking Guard as well. Once again, the Titans relied heavily on RB Derrick Henry, who had 300+ rush attempts for the third time in four seasons. He did show signs of slowing down, posting a success rate that ranked 32<sup>nd</sup> in the NFL, his 2<sup>nd</sup> worst rate of his career.

The defense, behind stud DT Jeffrey Simmons, ranked #1 in the NFL in stopping the run but just 28<sup>th</sup> defending the pass. The Titans faced the #1 toughest schedule of opposing QBs, and it showed. It was a young and beat up secondary that couldn't match up with the better pass offenses. In five games against top 10 QBs by EPA, Tennessee's pass defense ranked 30<sup>th</sup> in EPA allowed. Against QBs who ranked 30<sup>th</sup> or worse, the Titans were much better, finishing 17<sup>th</sup>.

**Luck Factor:** The Titans were unlucky in many categories last year and you can argue they were the unluckiest team in the league. They lost five games where they led, or the game was tied with less than 3 minutes remaining. They also tied for the most games lost while holding an 80%+ win probability in the 4<sup>th</sup> quarter (2). Based on blended 4<sup>th</sup> quarter win probabilities, the Titans should have won 9.4 games and finished as the 2<sup>nd</sup> biggest underachievers in the NFL. Since 2000, teams like the Titans who underachieved in the 80<sup>th</sup>+ percentile improve their wins the next season by an average of 1.7 games. Last year four of six teams fit this bucket and three (SEA, MIN, BUF) went over their win total by at least two games.

In addition, Tennessee recovered the 2<sup>nd</sup> lowest percentage of fumbles in the league and opponents made the 6<sup>th</sup> lowest FG % against them. In addition to Tannehill missing four games, the Titans suffered the highest adjusted games lost from injuries on defense. Their top two edge rushers, Denico Autry and Bud Dupree, missed 11 total games and starting CB Kristian Fulton missed six games.

**Schedule Analysis:** After a rough schedule out of division last season, the Titans get a bit of a reprieve this year. Tennessee does face the tough AFC North but their division + NFC South automatically makes the schedule reasonable. After facing the toughest set of opposing QBs in 2022, they are slated to face seven rookie or bottom tier QBs this year. In addition, outside of a week six trip to London to play Baltimore, the Titans won't travel much and don't play any games in Mountain or Western time zones. The farthest west they'll travel is Houston.

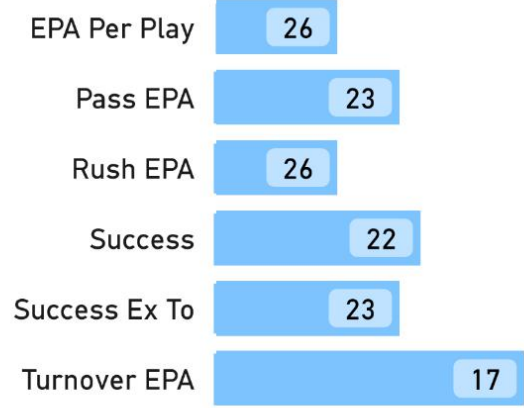
**Offseason:** After fielding maybe the worst OL in football they decided to make it their top priority this offseason. They drafted Northwestern T Peter Skoronski, signed LT Andre Dillard from the Eagles as well as LG Daniel Brunskill from the Niners. I loved the Skoronski pick and recent history has been very kind to highly drafted Tackles. Dillard hasn't played much lately but he does have a first-round pedigree & has allowed only one sack in his last 261 pass block snaps since 2021. Unfortunately, the Titans did absolutely nothing to address their receiver room & lost Woods to FA. There is pressure for Burks to step up otherwise this WR room is going to be a disaster. Instead of adding a WR in round two of the draft they instead opted to look to the future with QB Will Levis. As this is likely Tannehill's final season in Tennessee, Levis could step in next year.

The new OC calling plays will be Tim Kelly after the firing of Todd Downing. Tennessee was the slowest team in the NFL last season and were -10% in pass rate over expected. Early accounts are that they will play much faster and will snap the ball before defenses can adjust. Anything will help this Titans offense.


Defensively, the Titans didn't need much help in their front four but did replace DE Bud Dupree with Arden Key, who is a slight upgrade. At CB, the Titans did add veteran slot CB Sean Murphy-Bunting from the Bucs, coming off the best season of his career (74.5 PFF coverage grade).

**2023 Outlook:** HC Mike Vrabel is as good as they get in the NFL and his teams consistently overachieve. Vrabel's teams have gone over their win total four times in five seasons and have never won less than seven games. Many think the Titans will be bad this year and that's definitely possible. If they struggle out of the gates, there is a shot they look to the future and Levis could step in. However, the team's actions indicate they will try and win this year. When you consider how much they added on the OL, held onto Tannehill and Henry plus the strength of this front for the Titans, it's likelier than not that they'll continue to compete. As of this preview, they are in the hunt for WR Deandre Hopkins. If they can sign him, that could be just enough of a boost to help this team be more dynamic on offense and potentially compete for the division.

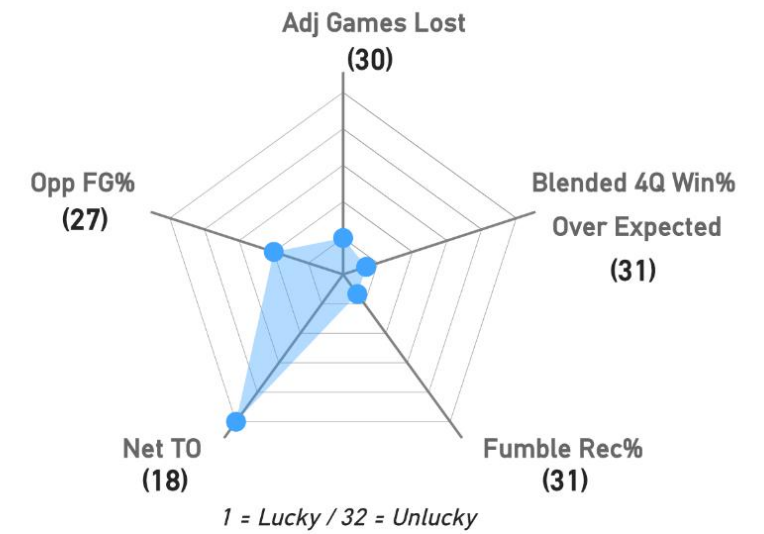
## OFFENSE ADVANCED RANKS



## DEFENSE ADVANCED RANKS



## LUCK FACTOR RANKS



## OL/DL RANKS

Pass Block Eff. 32

Adj Sack Rate 24

## 2022 SCHEDULE

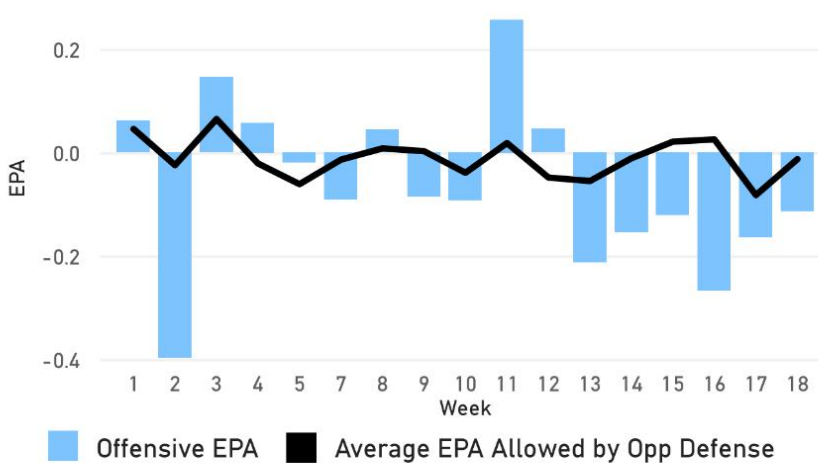
## 2023 SCHEDULE

WK	OPP	SCORE	WK	OPP	SPREAD
1	v NY	L 20-21	1	@	+3.5
2	@	L 7-41	2	v	+3.5
3	v	W 24-22	3	@	+4.5
4	@	W 24-17	4	v	+4.5
5	@	W 21-17	5	@	+1
7	v	W 19-10	6	v	+5.5
8	@	W 17-10	8	v	-1
9	@	L 17-20	9	@	+4
10	v	W 17-10	10	@	-1
11	@	W 27-17	11	@	+5
12	v	L 16-20	12	v	-1
13	@	L 10-35	13	v	-2.5
14	v	L 22-36	14	@	+7.5
15	@	L 14-17	15	v	-3
16	v	L 14-19	16	v	+2
17	v	L 13-27	17	@	-1
18	@	L 16-20	18	v	+2.5
		<b>SOS 14/32</b>			<b>SOS* 23/32</b>

1 = Hardest Schedule

SOS\* based on TA's power rankings

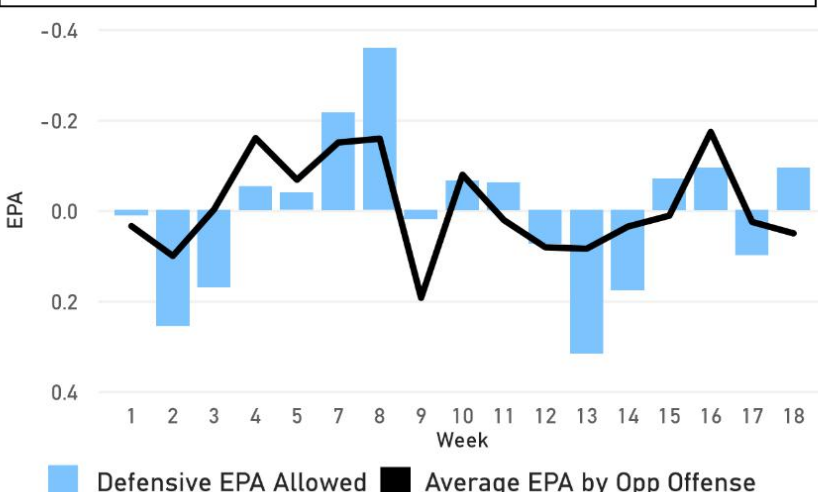
## OFFENSE EPA vs OPP AVG EPA ALLOWED



## OFFENSE DEPTH CHART


POS	STARTER	PLAYERS LOST
LWR	Treyton Burks	Robert Woods
RWR	Nick Westbrook-Ikhine	
SWR	Kyle Philips	
LT	Andre Dillard	Dennis Daley
LG	Peter Skoronski (R)	Aaron Brewer
C	Aaron Brewer	Ben Jones
RG	Daniel Brunskill	Nate Davis
RT	Nicholas Petit-Frere	
TE	Chigoziem Okonkwo	
QB	Ryan Tannehill	
RB	Derrick Henry	

## DEFENSE EPA ALLOWED vs OPP AVG EPA



## DEFENSE DEPTH CHART

POS	STARTER	PLAYERS LOST
DE	Denico Autry	
NT	Teair Tart	
DT	Jeffrey Simmons	
LOLB	Harold Landry III	
LILB	Monty Rice	
RILB	Azeez Al-Shaair	Dylan Cole
ROLB	Arden Key	
LCB	Kristian Fulton	
SS	Amani Hooker	
FS	Kevin Byard	
RCB	Sean Murphy-Bunting	
NB	Roger McCreary	



# WASHINGTON COMMANDERS

DIVISION 2022 REC VEGAS WIN TOTAL '23  
 NFC EAST (8-8-1) (6.5)

GENERAL MANAGER  
 MARTIN MAYHEW  
 OFFENSIVE COORDINATOR  
 ERIC BIENIEMY

HEAD COACH  
 RON RIVERA  
 DEFENSIVE COORDINATOR  
 JACK DEL RIO

## REVIEW & ANALYSIS

**2022 Season Review:** I guess the 2022 Commanders season was a blur for me because I didn't recall them being a .500 level team. They finished 25<sup>th</sup> in net yards per play with a -22 in point differential. After foolishly trading multiple picks and entrusting QB Carson Wentz to be the starter, Wentz struggled (33<sup>rd</sup> in EPA and PFF grade) in leading Washington to a 2-4 start before missing nine games due to a broken finger. Backup Taylor Heinicke came in and did just enough to get the Commanders in contention for a Playoff berth, going 5-3-1. It really was a mirage considering his receivers dropped the lowest percentage of targets in the league and he led the NFL in turnover worthy play rate. He got lucky in that defenders dropped seven INTs on just 259 attempts. That 2.7% dropped INT rate led the NFL and allowed Washington to win three of his starts by six or less points. After Heinicke started to crash back to earth, Wentz came back in and dropped his final start against the Browns. Finally, with the Playoffs out of reach, the Commanders looked to 5<sup>th</sup> round pick Sam Howell in the finale. Howell hit a couple deep balls but otherwise wasn't very impressive in a meaningless 26-6 win against Dallas. Howell is now in line to start the 2023 season. It was a shame that the QB situation was so rough considering the multitude of weapons at their disposal. WR Terry McLaurin, Curtis Samuel and rookie Jahan Dotson formed a nice trio but with Wentz and Heinicke both inside the top 10 in bad throw percentage, it wasted their talent.

It's also too bad that the offense wasted such an excellent season from the defense. Against a top five schedule of opposing offenses, this Commanders defense finished #1 in success rate, 10<sup>th</sup> in pressure rate and 5<sup>th</sup> in EPA. Against just top 10 QBs, the Commanders also finished 1<sup>st</sup> in EPA so they didn't beat up on the bad offenses on their schedule. They also were this good without the services of DE Chase Young for all but the final three games of the season. In the final two games, Young showed the promise of an elite pass rusher with seven pressures on just 51 pass rush snaps.

**Luck Factor:** Because Heinicke was so lucky when it came to turnovers and the defense was playing at an elite level, they were able to win a bunch of close games. They went 5-3 in one score games, and they were the only team .500 or worse in the NFL with a one score record of over 50%. What's amazing is the defense was 5<sup>th</sup> in defense while only forcing 18 turnovers and the 8<sup>th</sup> lowest EPA gained from turnovers all season.

**Schedule Analysis:** The Commanders' schedule was difficult last season and once again expected to be at a top 10 difficulty level this year. I only have Washington favored in two games and they play eight games this season among the top 10 teams in Super Bowl odds. They also don't get their bye until week 15, the latest of any team this season. The good news for them is that they have a rest advantage or neutral rest in every game until the final week of the season. They'll have at least a one-day rest advantage five times until that final game.

**Offseason:** The Washington OL was 6<sup>th</sup> from the bottom in PFF pass block grade and both QBs were pressured at an above average rate. They turned over parts of the OL this offseason, but I am not sure it will do much to improve things. LT Charles Leno is entrenched as the starter and is solid but currently 2022 7<sup>th</sup> round pick Chris Paul (the other CP3) with 66 snaps under his belt is the starting LG. They signed veteran Nick Gates to start at C, the same Gates who came back from a leg fracture and had seven surgeries last season. He wasn't all that good to begin with, as he graded as PFF's 30<sup>th</sup> best Center in his last full season of 2020. Sam Cosmi and veteran RT Andrew Wylie was signed from KC. Wylie's 6.3% pressure rate ranked 60<sup>th</sup> among Tackles and his nine sacks allowed was tied for 3<sup>rd</sup> most in the NFL. Don't expect much improvement if at all.

The Commanders also replaced Heinicke with Jacoby Brissett, after an impressive season with the Browns where he was a top 12 QB. Cleveland was a perfect spot for him where he benefitted from a top 10 OL, the best RB in the NFL and a smart offensive HC. He struggled historically with similar surroundings in Miami and Indy that he likely will see in Washington. Brissett and Howell will be fighting for the starting spot and it's a true battle. The man leading them on offense will be new OC Eric Bieniemy. It is a genuine mystery as to how he will do on his own away from Andy Reid and Patrick Mahomes, but he certainly has waited his turn. I personally don't believe he will be all that impactful, but he will clearly get his shot.

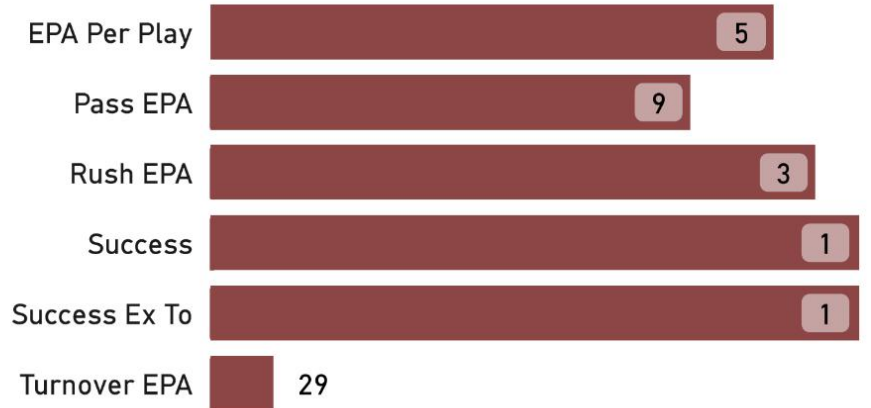
On defense, the Commanders get a healthy Young for hopefully a full season. The secondary was the biggest question on that side of the ball, and they tried to address the need in the draft by using their top two picks on CBs. Emmanuel Forbes was a ballhawk at Mississippi State and after a lack of impactful turnovers last season, it's clear the Commanders wanted to find a playmaker.

**2023 Outlook:** Washington and the Raiders are the only teams in the bottom 10 of my team ratings with a top 10 most difficult strength of schedule expected. In fact, all but the Rams have a top 10 easiest expected schedule among the bad teams. It's unfortunate because the defense should be good again, although that is always a risk considering defense isn't nearly as sticky from year to year. I don't believe Howell is a legitimate starting NFL QB and as much as I respect Brissett, he won't have the same protection and support as last year. I have Washington as a six-win team.

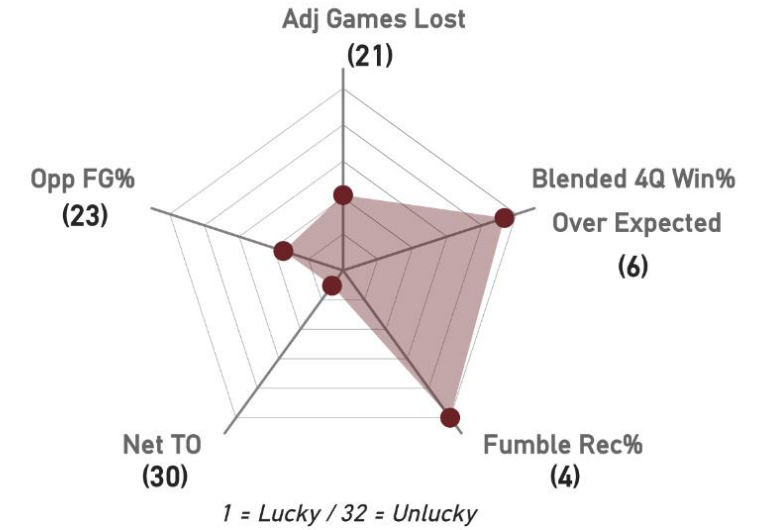
## OFFENSE ADVANCED RANKS




## DEFENSE ADVANCED RANKS



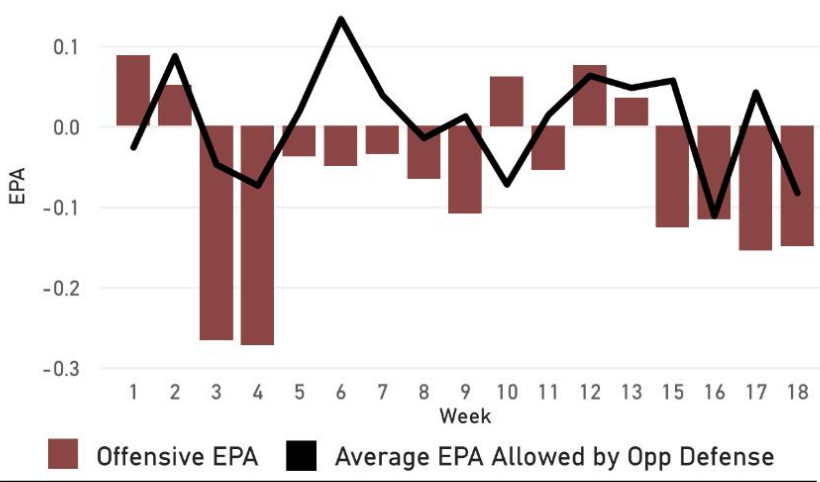
## LUCK FACTOR RANKS



## OL/DL RANKS



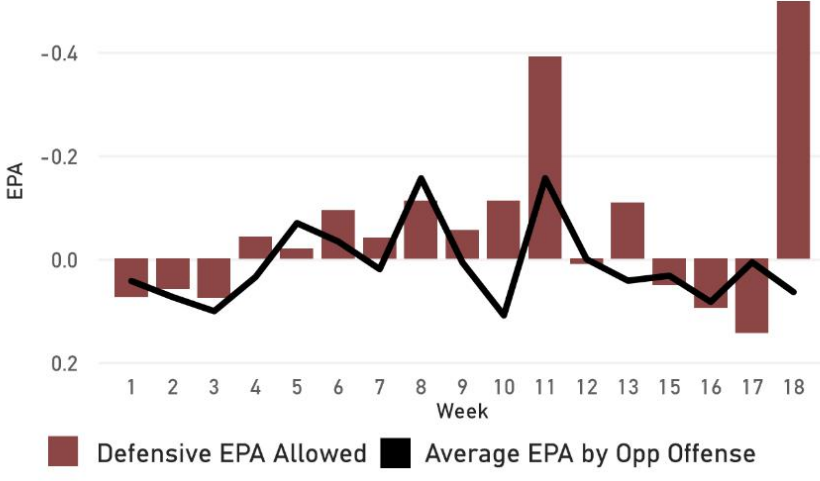
## OFFENSE EPA vs OPP AVG EPA ALLOWED



## OFFENSE DEPTH CHART

POS	STARTER	PLAYERS LOST
LWR	Terry McLaurin	
RWR	Jahan Dotson	
SWR	Curtis Samuel	
LT	Charles Leno Jr.	
LG	Chris Paul	
C	Nick Gates	Nick Martin
RG	Sam Cosmi	
RT	Andrew Wylie	
TE	Logan Thomas	
QB	Sam Howell	
RB	Brian Robinson	
FB	Alex Armah	

## DEFENSE EPA ALLOWED vs OPP AVG EPA



## DEFENSE DEPTH CHART

POS	STARTER	PLAYERS LOST
NT	Daron Payne	
DT	Jonathan Allen	
LCB	Kendall Fuller	
SS	Kamren Curl	
FS	Darrick Forrest	Bobby McCain
RCB	Emmanuel Forbes (R)	
NB	Jartavius Martin (R)	
WLB	Jamin Davis	
MLB	Cody Barton	Cole Holcomb
LDE	Montez Sweat	
RDE	Chase Young	

## 2022 SCHEDULE vs 2023 SCHEDULE

2022 SCHEDULE			2023 SCHEDULE		
WK	OPP	SCORE	WK	OPP	SPREAD
1	v	W 28-22	1	v	-6
2	@	L 27-36	2	@	+3.5
3	v	L 8-24	3	v	+4.5
4	@	L 10-25	4	@	+7
5	v	L 17-21	5	v	-1.5
6	@	W 12-7	6	@	+2.5
7	v	W 23-21	7	@	+2.5
8	@	W 17-16	8	v	+4
9	v	L 17-20	9	@	+3.5
10	@	W 32-21	10	@	+4
11	@	W 23-10	11	v	+1.5
12	v	W 19-13	12	@	+6
13	@	T 20-20	13	v	+3.5
15	v	L 12-20	15	@	+1
16	@	L 20-37	16	@	+5.5
17	v	L 10-24	17	v	+3.5
18	v	W 26-6	18	v	+3

SOS 4/32

SOS\* 8/32

1 = Hardest Schedule

SOS\* based on TA's power rankings