

presented by

CLEVANALYTICS

2022 NFL PREVIEW

2022 OUTLOOK / VISUALIZATIONS / 2021 REVIEW
LUCK & SCHEDULE ANALYSIS
VEGAS ODDS AND PREDICTIONS
TEAM STRENGTHS / TEAM WEAKNESSES

2022 NFL PREVIEW

ClevTA's 2022 NFL Preview

 clevanalytics.com
 [@ClevTA](https://twitter.com/ClevTA)

Contributions

Visuals & Design by Chase Yaeger [@Luckym4n_](https://twitter.com/Luckym4n)
Team Write-up Contributions by Amr Gabr [@amrgaab](https://twitter.com/amrgaab)

Acknowledgements

footballoutsiders.com
[PFF.com](https://pff.com)
rbsdm.com
ourlads.com

Copyright @
2022 Clevta, Clevanalytics LLC

All rights reserved. This book or any portion thereof may not be reproduced or used in any manner whatsoever without the express written permission of the publisher except for the use of brief quotations in book reviews.

www.clevanalytics.com

TABLE OF CONTENTS

2021 SUMMARY

ANALYTICS PRIMER


























REGRESSION ANALYSIS

2022 SEASON Q&A WITH TA

2022 SCHEDULE

TA'S 2022 NFL PREDICTIONS

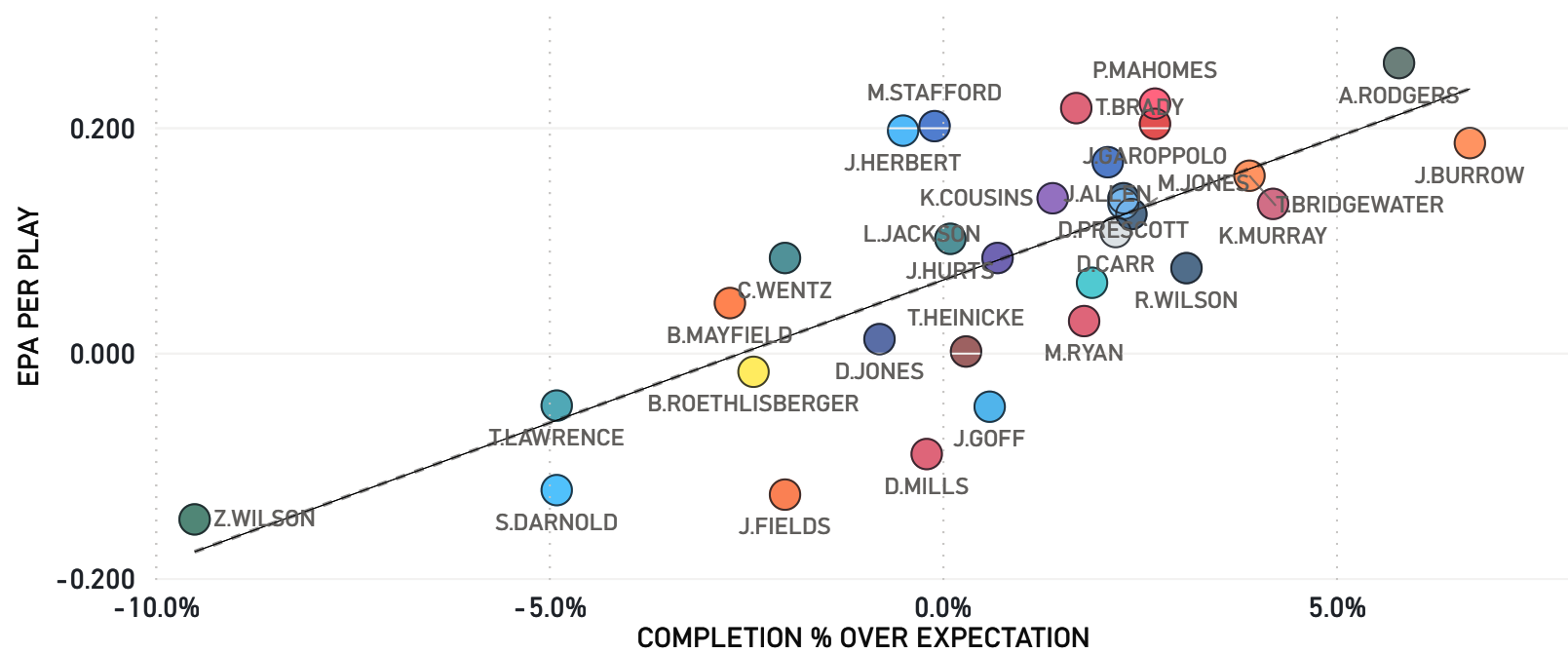
TEAM PREVIEWS

	ARIZONA CARDINALS
	ATLANTA FALCONS
	BALTIMORE RAVENS
	BUFFALO BILLS
	CAROLINA PANTHERS
	CHICAGO BEARS
	CINCINNATI BENGALS
	CLEVELAND BROWNS
	DALLAS COWBOYS
	DENVER BRONCOS
	DETROIT LIONS
	GREEN BAY PACKERS
	HOUSTON TEXANS
	INDIANAPOLIS COLTS
	JACKSONVILLE JAGUARS
	KANSAS CITY CHIEFS
	LAS VEGAS RAIDERS
	LOS ANGELES CHARGERS
	LOS ANGELES RAMS
	MIAMI DOLPHINS
	MINNESOTA VIKINGS
	NEW ENGLAND PATRIOTS
	NEW ORLEANS SAINTS
	NEW YORK GIANTS
	NEW YORK JETS
	PHILADELPHIA EAGLES
	PITTSBURGH STEELERS
	SAN FRANCISCO 49ERS
	SEATTLE SEAHAWKS
	TAMPA BAY BUCCANEERS
	TENNESSEE TITANS
	WASHINGTON COMMANDERS

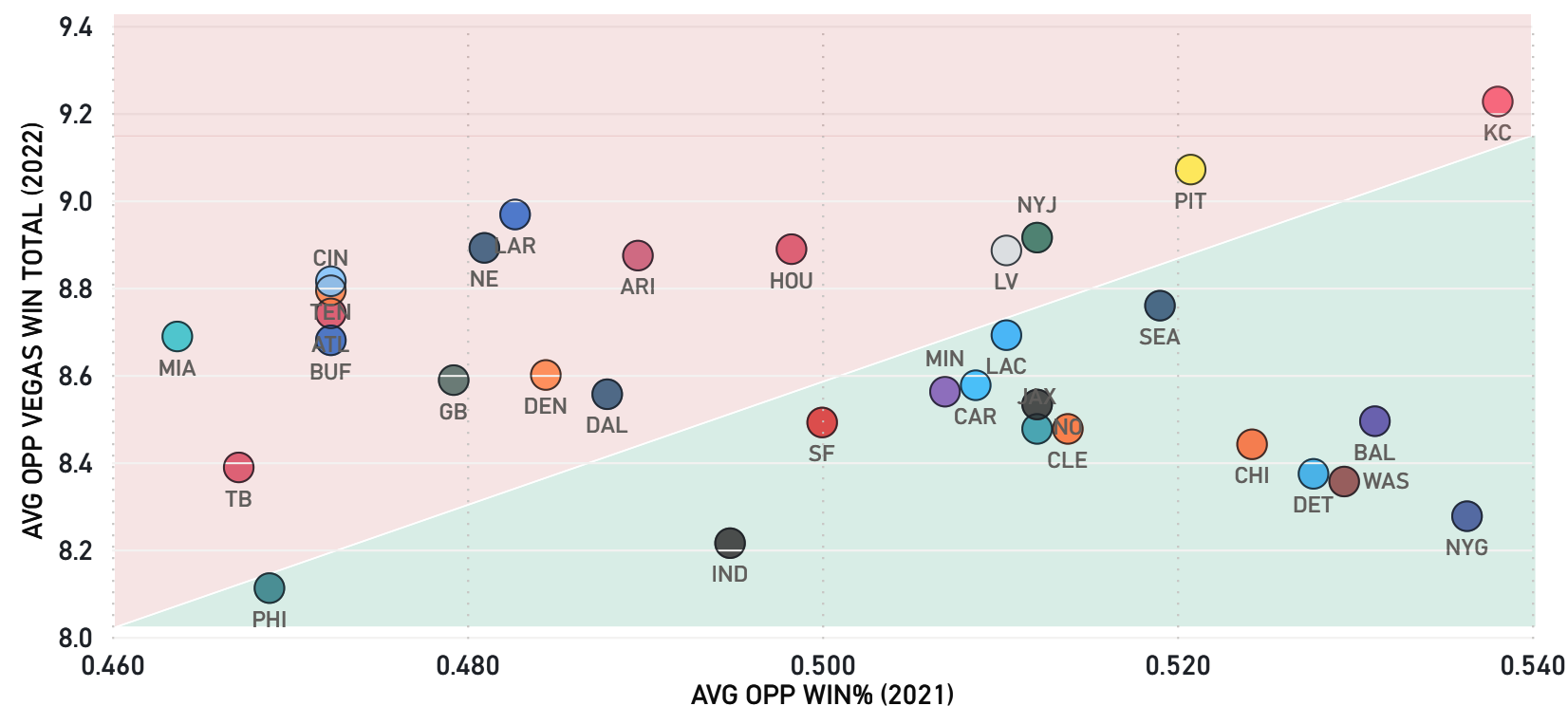
2021 SUMMARY

AFC					NFC					OFFENSE EFFICIENCY			DEFENSE EFFICIENCY				
TEAM	2021 RECORD	2021 ATS	2022 VEGAS WIN TOTAL	2022 SB ODDS	TEAM	2021 RECORD	2021 ATS	2022 VEGAS WIN TOTAL	2022 SB ODDS	TEAM	EPA	DROPPBACK EPA	RUSH EPA	TEAM	EPA	DROPPBACK EPA	RUSH EPA
	(11-6)	(10-7)	(11.5)	+ 600		(13-4)	(9-8)	(11.5)	+ 700		0.143	0.197 (3)	0.024 (4)		-0.111	-0.114 (1)	-0.107 (11)
	(12-5)	(8-9)	(10.5)	+ 1000		(13-4)	(11-5-1)	(11)	+ 1000		0.140	0.216 (2)	-0.024 (8)		-0.102	-0.071 (3)	-0.157 (1)
	(9-8)	(8-9)	(10)	+ 1400		(12-5)	(8-8-1)	(10.5)	+ 1100		0.135	0.220 (1)	-0.003 (6)		-0.089	-0.111 (2)	-0.048 (20)
	(7-10)	(8-9)	(10)	+ 1600		(10-7)	(9-8)	(10)	+ 1600		0.091	0.165 (8)	-0.050 (12)		-0.063	-0.051 (4)	-0.080 (15)
	(8-9)	(7-10)	(9.5)	+ 2200		(12-5)	(13-4)	(10)	+ 1800		0.088	0.167 (7)	-0.075 (16)		-0.063	-0.041 (5)	-0.117 (5)
	(10-7)	(10-6-1)	(10)	+ 2200		(9-8)	(9-8)	(9.5)	+ 2500		0.085	0.174 (5)	-0.024 (8)		-0.062	-0.021 (6)	-0.130 (3)
	(9-8)	(10-7)	(10)	+ 2200		(11-6)	(10-7)	(8.5)	+ 3500		0.084	0.168 (6)	-0.062 (14)		-0.031	0.029 (13)	-0.111 (9)
	(8-9)	(6-11)	(9.5)	+ 3000		(8-9)	(9-8)	(9)	+ 4500		0.082	0.183 (4)	-0.089 (19)		-0.028	-0.018 (7)	-0.047 (21)
	(12-5)	(10-7)	(9)	+ 3500		(9-8)	(9-8)	(8)	+ 4500		0.079	0.154 (10)	-0.037 (10)		-0.025	0.028 (12)	-0.116 (6)
	(10-7)	(9-8)	(8.5)	+ 4000		(7-10)	(7-10)	(8)	+ 7000		0.070	0.133 (11)	-0.012 (7)		-0.018	0.011 (9)	-0.082 (13)
	(9-8)	(9-7-1)	(9)	+ 4000		(5-12)	(5-12)	(6)	+ 13000		0.063	0.161 (9)	-0.094 (22)		-0.014	0.021 (10)	-0.081 (14)
	(10-7)	(10-7)	(8.5)	+ 5000		(4-13)	(6-11)	(7)	+ 13000		0.061	0.091 (15)	0.025 (3)		-0.004	-0.001 (8)	-0.008 (29)
	(9-7-1)	(8-9)	(7)	+ 9000		(6-11)	(7-10)	(6.5)	+ 15000		0.060	0.055 (17)	0.065 (1)		0.000	0.063 (18)	-0.112 (8)
	(3-14)	(5-12)	(6.5)	+ 13000		(3-13-1)	(11-6)	(6.5)	+ 15000		0.042	0.053 (18)	0.026 (2)		0.004	0.098 (23)	-0.151 (2)
	(4-13)	(6-11)	(5.5)	+ 13000		(7-10)	(9-8)	(5.5)	+ 15000		0.025	0.092 (14)	-0.054 (13)		0.005	0.049 (17)	-0.067 (18)
	(4-13)	(7-9-1)	(4.5)	+ 25000		(7-10)	(6-10-1)	(5)	+ 20000		0.021	0.100 (13)	-0.093 (21)		0.006	0.025 (11)	-0.022 (27)

QUARTERBACK EFFICIENCY (MIN 320 PLAYS)



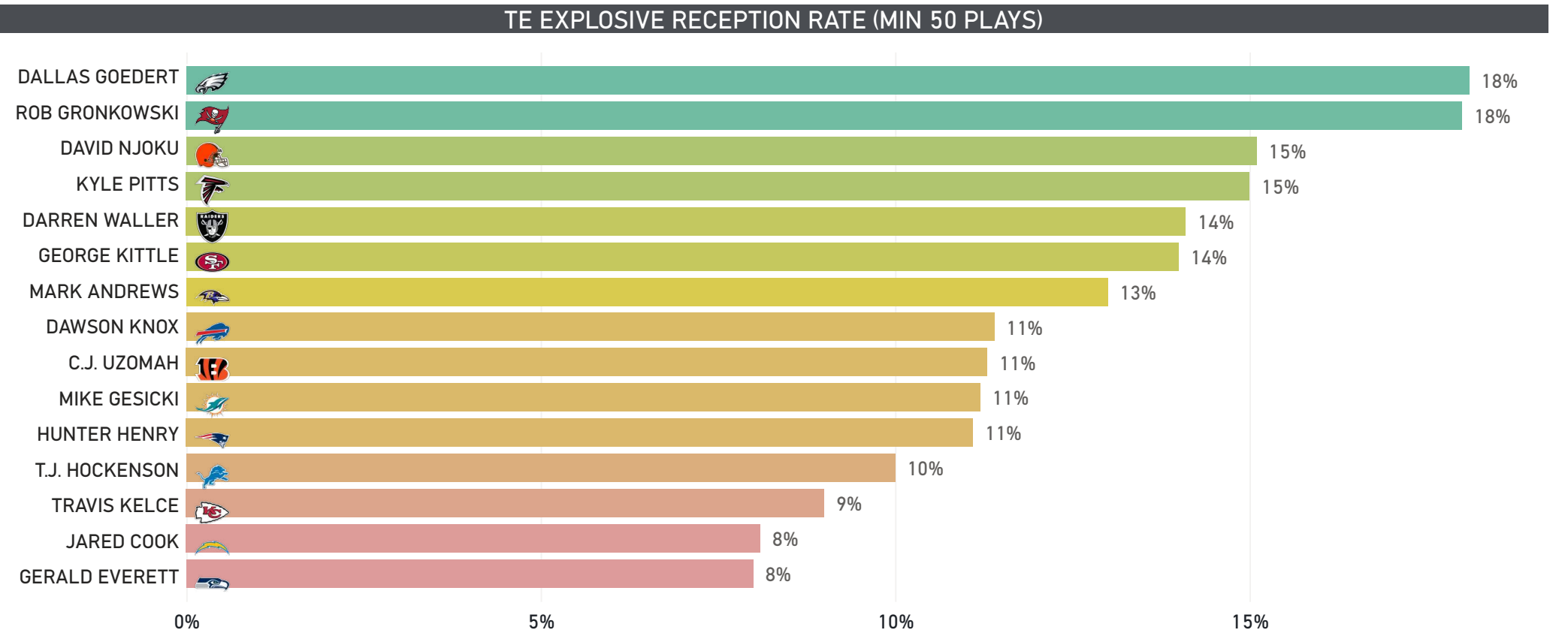
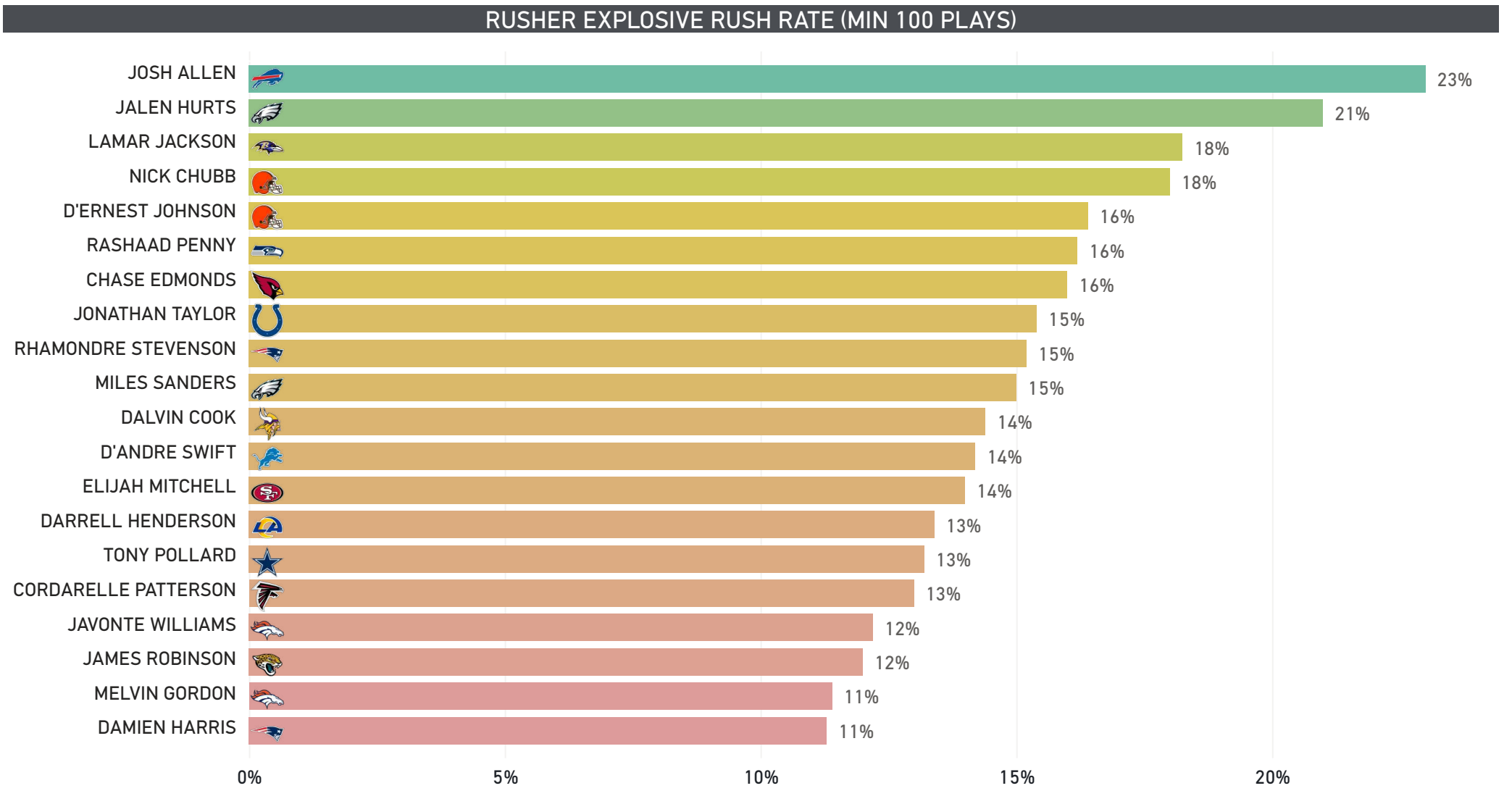
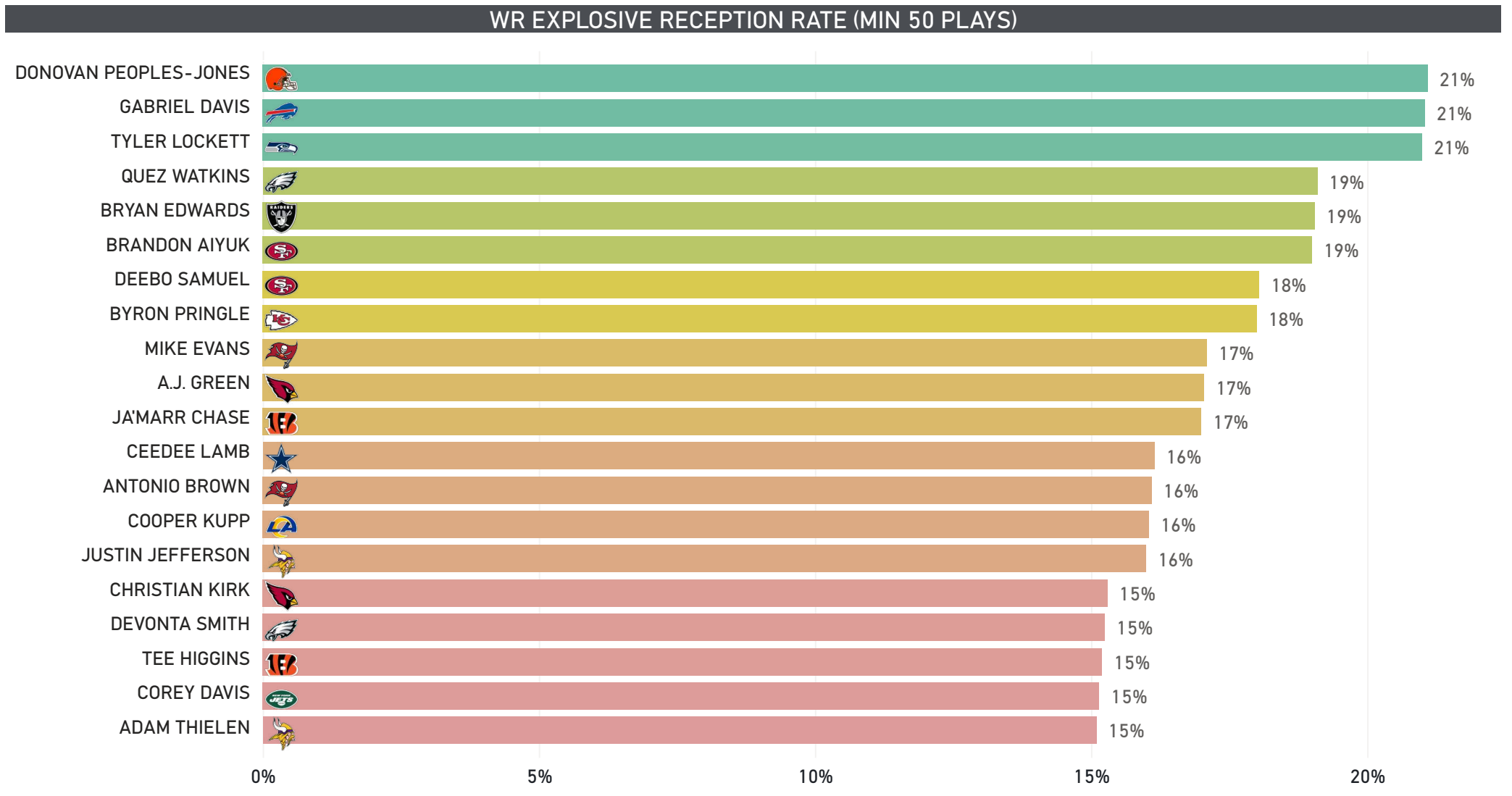
STRENGTH OF SCHEDULE (2021 v 2022)



	0.143	0.197 (3)	0.024 (4)		-0.111	-0.114 (1)	-0.107 (11)
	0.140	0.216 (2)	-0.024 (8)		-0.102	-0.071 (3)	-0.157 (1)
	0.135	0.220 (1)	-0.003 (6)		-0.089	-0.111 (2)	-0.048 (20)
	0.091	0.165 (8)	-0.050 (12)		-0.063	-0.051 (4)	-0.080 (15)
	0.088	0.167 (7)	-0.075 (16)		-0.063	-0.041 (5)	-0.117 (5)
	0.085	0.174 (5)	-0.024 (8)		-0.062	-0.021 (6)	-0.130 (3)
	0.084	0.168 (6)	-0.062 (14)		-0.031	0.029 (13)	-0.111 (9)
	0.082	0.183 (4)	-0.089 (19)		-0.028	-0.018 (7)	-0.047 (21)
	0.079	0.154 (10)	-0.037 (10)		-0.025	0.028 (12)	-0.116 (6)
	0.070	0.133 (11)	-0.012 (7)		-0.018	0.011 (9)	-0.082 (13)
	0.063	0.161 (9)	-0.094 (22)		-0.014	0.021 (10)	-0.081 (14)
	0.061	0.091 (15)	0.025 (3)		-0.004	-0.001 (8)	-0.008 (29)
	0.060	0.055 (17)	0.065 (1)		0.000	0.063 (18)	-0.112 (8)
	0.042	0.053 (18)	0.026 (2)		0.004	0.098 (23)	-0.151 (2)
	0.025	0.092 (14)	-0.054 (13)		0.005	0.049 (17)	-0.067 (18)
	0.021	0.100 (13)	-0.093 (21)		0.006	0.025 (11)	-0.022 (27)
	0.018	0.102 (12)	-0.111 (24)		0.009	0.063 (18)	-0.077 (16)
	0.014	0.013 (21)	0.015 (5)		0.018	0.030 (14)	-0.005 (30)
	0.009	0.041 (19)	-0.045 (11)		0.019	0.038 (15)	-0.014 (28)
	-0.001	0.089 (16)	-0.162 (29)		0.024	0.109 (24)	-0.110 (10)
	-0.036	-0.018 (23)	-0.062 (14)		0.028	0.048 (16)	-0.001 (32)
	-0.046	0.028 (20)	-0.180 (31)		0.032	0.076 (20)	-0.023 (26)
	-0.051	-0.037 (26)	-0.078 (17)		0.038	0.097 (22)	-0.071 (17)
	-0.061	-0.022 (24)	-0.123 (26)		0.044	0.079 (21)	-0.004 (31)
	-0.066	-0.001 (22)	-0.150 (28)		0.061	0.167 (26)	-0.115 (7)
	-0.072	-0.066 (28)	-0.084 (18)		0.077	0.161 (25)	-0.029 (23)
	-0.079	-0.031 (25)	-0.165 (30)		0.078	0.182 (27)	-0.124 (4)
	-0.081	-0.063 (27)	-0.114 (25)		0.080	0.187 (29)	-0.066 (19)
	-0.087	-0.077 (29)	-0.105 (23)		0.080	0.182 (27)	-0.102 (12)
	-0.132	-0.158 (32)	-0.089 (19)		0.102	0.199 (30)	-0.026 (25)
	-0.134	-0.086 (30)	-0.213 (32)		0.110	0.226 (31)	-0.047 (21)
	-0.141	-0.146 (31)	-0.133 (27)		0.137	0.256 (32)	-0.029 (23)

2021 SUMMARY

PLAYCALLING PASS RATES			
EARLY DOWNS		ONE SCORE GAME	
TEAM	PASS%	TEAM	PASS%
	63.3%		68.3%
	63.0%		67.8%
	61.0%		66.1%
	60.6%		64.4%
	60.1%		62.2%
	59.6%		62.2%
	58.6%		61.5%
	58.3%		61.3%
	58.1%		60.7%
	58.0%		60.4%
	57.7%		60.0%
	57.6%		59.9%
	57.3%		59.9%
	55.9%		59.8%
	55.9%		58.9%
	55.7%		58.5%
	55.6%		58.2%
	55.2%		58.1%
	55.0%		58.0%
	54.9%		57.1%
	54.7%		57.0%
	54.1%		56.7%
	53.8%		56.6%
	52.6%		55.5%
	51.1%		55.5%
	50.8%		55.5%
	50.4%		55.4%
	50.2%		55.4%
	49.5%		52.6%
	49.5%		52.6%
	49.1%		51.6%
	46.0%		50.5%



ANALYTICS PRIMER

Adjusted Games Lost Due to Injury (AGL)- This is a metric created by football outsiders which estimates the impact of injuries on each NFL that is weighted more for starters than backups.

Adjusted Off/Def Line Yards- A Football Outsiders metric that takes all running back carries and assigns responsibility to the offensive line based on a series of yardage tiers. These numbers are then adjusted based on down, distance, situation, opponent, and the difference in rushing average between shotgun compared to standard formations.

Pythagorean Win Expectation- This calculation was devised by the father of analytics in baseball, Bill James, and was used to estimate the percentage of games a baseball team would be expected to win based on their run differential. Daryl Morey took it a step further and estimated this equation for other sports including football. You can use the formula and compare a team's actual win percentage versus their expected win percentage and help evaluate potential regression candidates the next season.

Completion Percentage Over Expected (CPOE)- The difference between a quarterback's actual completion percentage and expected completion percentage based on the level of difficulty of pass attempts according to completion probability models. It helps better determine actual completion percentages. There are different versions of this metric but for apples to apples comparison I only use CPOE from the rbsdm.com website.

DVOA- The main statistic used on Football Outsiders, DVOA breaks down the entire season play-by-play, comparing success on each play to the league average based on a number of variables including down, distance, location on field, current score gap, quarter, and opponent quality.

EPA- Expected Points Added tries to better measure the value of individual plays in terms of points. It uses play-by-play data to create a scoring probability for the next play based on field position, down, distance, and time remaining, among other factors. For example, gaining 8 yards on 3rd and 10 is much less valuable than gaining 2 yards on 4th and 1 because the latter increases that team's chances of scoring.

Explosive Pass/Run Rate- Percentage of runs that produce 10+ yards and percentage of passes that produce 20+ yards.

Net Rest Advantage- Season long calculation of number of extra days rest one team has versus their opponents. For example, a team coming off a Sunday game would have a net rest of +1 if they were playing a team coming off a Monday night game.

Net Success Rate Rank- The rank for each team in the NFL based on offensive success rate - defensive success rate. Success is measured on a play by play basis and measures the percentage of plays that result in a positive EPA. Plays are either successful or not and hence the success rate. An 80 yard run is successful in the same way a 2 yard run on 3rd and 1 is successful. There is no extra weighting for more impactful success. EPA (above) better measures the impact to each play.

3rd Down Conversions/Allowed Over Expectations- Not all 3rd down conversions are created equal. The odds of converting a 3rd and short (1-3 yards) is a lot higher for an offense, obviously, than say 3rd and 10. This stat can compare how far over or under expectations a team is converting/allowing 3rd downs versus what the league-wide average conversion rate has been on those same 3rd downs.

REGRESSION ANALYSIS

To help figure out how the NFL could play out in 2022, it is always important to look back at what really occurred the prior season. Several underlying metrics have historically been effective in projecting whether NFL teams are likely to improve or decline in the upcoming season.

It's important to note that it is not advised to blindly rely on one or more of these statistics. Instead, these stats, along with qualitative factors like roster turnover, schedule, etc. should help give guidance into which teams have a good likelihood of improving or declining.

TEAM RECORDS IN ONE-SCORE GAMES

So many games are decided by turnovers, field goals and one play here or there at the end of games. Statistics say that over a course of a season, teams should win about half of the games decided by eight points or fewer. Any outlier win/loss records in those close games should expect to revert near 50% the following season.

81 teams since 1990 have posted a winning percentage of 20% or worse in one-score games. The following season, their record in one-score games more than doubled to 45%. The average NFL team has played over eight close games the last two seasons, so the difference between a sub 20% record and nearly 50% is worth around three wins. In 2020, for example, the Falcons fell on some really tough luck and finished 2-8 in one-score games. Last season, you can argue that the team was much worse overall than in 2020, but finished 7-2 in those same close games. In fact, Atlanta only won seven games all of last season and all of them came in those close games.

Since 2017, 23 teams posted a win percentage of 30% or worse in one-score games. 21 of those 23 teams improved their close game record the following season for an aggregate record of 45%. Those 18 teams on average improved their overall win total by nearly three games the following season as well.

The six teams last season who won fewer than 30 percent of their one-score games include Buffalo, Carolina, Denver, Detroit, Houston and Indianapolis

In the last four seasons, 21 teams produced a win percentage of at least 70% in one-score games. In aggregate, those 21 teams had a close game win percentage of 79% and those teams saw their close game win percentages decline to 47% the following season. A little less than 1/3rd of those 21 teams actually saw their close game win percentage dip from 70%+ to under 30 the next season. Last year, the Bills went from 5-1 to 0-5 in close games and cost Buffalo home field advantage in the AFC.

The five teams who produced a close game win percentage last season of more than 70 percent include Atlanta, Las Vegas, Pittsburgh, Tampa Bay and Tennessee

TURNOVER MARGIN & FUMBLE RECOVERY RATE

Turnovers play such a huge role in determining games in the NFL that extreme margins one way or another could greatly impact a team's season. Within turnover rates, fumble recoveries specifically are very random. The argument can be made that forcing fumbles is a skill but recovering the football is a purely random proposition.

Very often, teams that rank at the top or bottom five in the NFL in recovery rate will see their rankings move towards the middle of the pack the following season.

Looking back at the last seven seasons, teams that ranked in the bottom five in recovery rate have improved by an average of 15 spots the following season. Looking at the other side of the coin, teams in the top five of recovery rates have declined by an average of 12 spots the following season. In both extreme cases, it is expected that these teams will fall closer to the middle of the pack the following season.

Jacksonville, NY Jets, LA Rams, Denver and the LA Chargers finished at the bottom of fumble recovery rate and should be expected in the aggregate to rank near the middle of the pack this season.

Arizona, Dallas, Minnesota, Buffalo and Miami ranked as the best teams in fumble recovery rate in 2021 and should be expected in the aggregate to rank near the middle of the NFL in 2022.

TEAM'S POINT DIFFERENTIAL

A team's point differential can be a better measure of future wins than its actual win total. The number of wins a team should have won purely based on their point differential is based on their Pythagorean expectation.

Many times, teams whose win total are much higher than their Pythagorean expectation will decline the following year. In 2020, the five teams who posted the largest discrepancies between their point differential and their actual records included Tennessee, Seattle, Buffalo, Cleveland and Kansas City. These five teams saw their win totals decline by over 2 wins on average from 2020 and that includes going from a 16 game regular season to 17 games.

The opposite is true for teams who underperform their Pythagorean expectation. In 2020, the five teams whose point differential was better than their actual records the most included Atlanta, Jacksonville, Houston, Carolina and San Francisco.

These five teams saw their win totals increase by an average of 1.8 wins. The biggest jump in performance came from the Falcons and the Niners, who both increased their win totals by at least three games. The Niners underperformed their point differential in 2020 by nearly three wins. They were this close from going from a six win team to the Super Bowl in 2021. We have seen other instances similar to this in the past. The 2008 New Orleans Saints and the 2016 Philadelphia Eagles missed the playoffs and underperformed their Pythagorean expectation wins by close to two games each. Both won the Super Bowl the following season.

New England, San Francisco, Buffalo, Denver and Indianapolis underperformed their win total the most in 2020 while Las Vegas, Green Bay, Pittsburgh, Atlanta and Tennessee overperformed the most.

2022 SEASON Q&A WITH TA

Every year there are teams that come out of nowhere to surprise the NFL. Who is that this year?

I know it is fresh in everyone's minds, but a Bengals level surprise is less frequent than you think. I don't think the odds are good that a team comes out of nowhere but if it were to happen this season, I'll take a stab and say it is the Giants. I can't overstate what a bad coaching job Joe Judge and Jason Garrett did with that offense last year. Brian Daboll brings a fresh approach from Buffalo, and he will spread the field and get his playmakers like Saquon Barkley, Kadarius Toney and Sterling Shepard the ball and use Daniel Jones in the run game a lot more this season. Also, the odds are good that the Giants don't see as many impactful injuries this season like last year (3rd worst luck on offense) and their schedule flips from the 2nd toughest last season to 2nd easiest expected in 2022.

Which playoff team from last season is likeliest to disappoint in 2022?

This is easy, I will go with the Titans. Mike Vrabel did a great job last year and they played well over their heads, but I don't believe that can last. After going 7-2 in one score games in 2020 they followed that up by winning 6 of 8 close games last year. They won 1.82 games over what was expected based on point differential, 5th most in the NFL. They continue to run the ball way too predictably on early downs and they keep getting away with it. Eventually their talent and play calling will catch up to them and it could be this year.

Also, it is an open secret that they could/will move on from QB Ryan Tannehill next season so he could be a lame duck with that hanging over him all year. Drafting Malik Willis didn't help quell those rumors. Add in another season of tread on Derrick Henry's tires and the loss of AJ Brown and this team could be heading south. Let's not forget too that this OL was a poor one last season, finishing 30th in PFF's pass block efficiency, and LT Taylor Lewan continues to be a shell of himself. That OL could collapse this season.

What do the historical trends say about Offensive rookie of the year? Any longshots?

Since 2010, QBs have won this award 50% of the time, with RBs 36% and only 2 WRs (Odell Beckham Jr. and J'amar Chase) winning. Interestingly, outside of Dak Prescott in 2016, every ROTY at QB has been a top-11 draft pick. Since 1995, five of the 13 RBs who have won ROTY, were drafted outside of Round 1. Only Mike Anderson has been drafted outside of the top three rounds and won the ROTY. In a season where there are no highly drafted QBs, I'd look at a WR or RB. In the last bad QB draft (2013), RB Eddie Lacy won but Keenan Allen, a 3rd round WR, finished 2nd.

For a longshot I am taking a stab at WR Jalen Tolbert from the Cowboys. He immediately steps in as the Cowboys #2 WR behind Cee Dee Lamb as Michael Gallup will be recovering from an ACL tear. He has an excellent QB throwing him the ball and plays in a good system. With the departures of Amari Cooper and Cedrick Wilson, 165 targets need to be accounted for and with James Washington as the only other real WR addition for Dallas, Tolbert has a shot to step right into that #2 WR role. The Cowboys are slated to face one of the five easiest pass schedules in the NFL. In fact, they are set to face seven bottom 10 DVOA pass defenses from last season.

What about Defensive rookie of the year?

Since 2010, 30% of winners have come from both edge rushers and DT, while LB and CB each have won at a 20% clip. Interestingly, every edge rusher since 1995 to win the award has come from the top 16 of Round 1. Digging even further, 22 of the 25 DROY winners came from Round 1 and the only three players to win the award outside of Round 1 were LBs. All this points to an early edge rusher but for fun if we want a longshot, let's go with round 2 LB Troy Andersen with Atlanta. We know the Falcons will be really bad and teams will run the ball a lot on this defense, milking the clock. That sets up for him to rack up a lot of tackles. With his elite athleticism (9.98 Relative Athletic Score) and 4.42 40 at 6'3 234 lbs., he has the ability to be a playmaker on defense as well.

Who is going to win MVP?

They might as well call this the QB award instead. In order to win this award, you need to be the QB of a team that can win at least 11 games. That narrows down the field a lot. The smart play is to take one of the top QBs and a guy like Justin Herbert at 10-1 is most intriguing. But for these purposes, I will go off the board and take Mac Jones at 60-1. Historically, QBs on winning teams get this award and we have seen some 2nd year QBs win it of late. Lamar Jackson and Patrick Mahomes come to mind. Jones probably won't win it but there are paths where a highly efficient 14-3 type season, behind a good OL and the addition of another solid WR in Devante Parker, can get him there. Why not.

What does history say about coach of the year?

History says the coach of the year isn't likely coming from one of the veteran coaches on an established winner. Here are some trends that may help.

- The last 14 winners won at least 10 games
- The average preseason win total prior to winning the award was 7.3
- No coach of a team had a preseason win total above 9.5, so expected to be good doesn't help
- The average win improvement is 6.2 games, and the prior season average number of wins has been 6.1 games.
- Six of the last 14 winners were first year head coaches
- Based on the above filters, I believe the best values come from Brian Daboll (20-1), Dan Campbell (20-1) and Dennis Allen (30-1).

Ok so who is going to the Super Bowl?

I hate being put on the spot and I have not bet either side here but as of today I will go with the LA Chargers vs Tampa Bay Bucs. For anyone who has followed me for the last decade, they should know I have been a major Charger supporter since the Phil Rivers prime. And I've been disappointed a lot. But between the Justin Herbert ascension and the massive pieces the Chargers acquired in the offseason (Khalil Mack, Sebastian Joseph-Day, J.C. Jackson and Bryce Callahan), this defense could be elite. It's a tough road in the AFC West but the talent is just too good. I don't necessarily love Tampa this season, but I don't believe the Rams can repeat and without any real weapons, it's hard to back the Packers. Who else can truly come out of the NFC? By default, I will back Tom Brady.

2022 SCHEDULE

	1	2	3	4	5	6	7	8	9	10	11	12	13	14	15	16	17	18
	V @	@	V	@	V	@	V	@	V	@	V	@	V	@	V	@	V	@
	V	@	@	V	@	V	@	V	@	V	@	V	@	V	@	V	@	V
	@	V	@	V	V	@	V	@	V	@	V	@	V	@	V	@	V	@
	@	V	@	V	V	@	V	@	V	@	V	@	V	@	V	@	V	@
	V	@	V	V	V	@	V	@	V	@	V	@	V	@	V	@	V	@
	V	@	V	@	V	@	V	@	V	@	V	@	V	@	V	@	V	@
	@	V	V	@	V	V	@	V	@	V	@	V	@	V	@	V	@	V
	V	V	@	V	@	V	V	V	@	V	@	V	@	V	@	V	@	V
	@	V	V	@	V	@	V	@	V	@	V	@	V	@	V	@	V	@
	V	V	@	V	@	V	@	V	@	V	@	V	@	V	@	V	@	V
	@	V	@	V	V	@	V	@	V	@	V	@	V	@	V	@	V	@
	V	@	@	V	@	V	@	V	@	V	@	V	@	V	@	V	@	V
	@	V	V	@	V	@	V	@	V	@	V	@	V	@	V	@	V	@
	@	V	@	V	V	@	V	@	V	@	V	@	V	@	V	@	V	@
	V	V	@	V	@	V	V	V	@	V	@	V	@	V	@	V	@	V
	V	@	V	V	V	@	V	@	V	@	V	@	V	@	V	@	V	@
	V	V	@	V	@	V	@	V	@	V	@	V	@	V	@	V	@	V
	V	@	V	V	V	@	V	@	V	@	V	@	V	@	V	@	V	@
	@	V	V	@	V	@	V	@	V	@	V	@	V	@	V	@	V	@
	V	@	V	V	V	@	V	@	V	@	V	@	V	@	V	@	V	@
	V	V	@	V	@	V	V	V	@	V	@	V	@	V	@	V	@	V
	V	V	@	V	@	V	V	V	@	V	@	V	@	V	@	V	@	V
	V	V	@	V	@	V	V	V	@	V	@	V	@	V	@	V	@	V
	@	V	V	@	V	@	V	@	V	@	V	@	V	@	V	@	V	@
	V	V	@	V	@	V	V	V	@	V	@	V	@	V	@	V	@	V
	@	V	V	@	V	@	V	@	V	@	V	@	V	@	V	@	V	@
	V	V	@	V	@	V	V	V	@	V	@	V	@	V	@	V	@	V
	V	V	@	V	@	V	V	V	@	V	@	V	@	V	@	V	@	V
	V	V	@	V	@	V	V	V	@	V	@	V	@	V	@	V	@	V
	V	V	@	V	@	V	V	V	@	V	@	V	@	V	@	V	@	V

BYE
MNF
SNF
TNF
THANKSGIVING
INTERNATIONAL

TA'S 2022 NFL PREDICTIONS

AFC STANDINGS

AFC EAST			AFC SOUTH			AFC PLAYOFF SEEDS		
	W	L		W	L			
Buffalo Bills	13	4	Indianapolis Colts	11	6	1	Buffalo Bills	
New England Patriots	10	7	Tennessee Titans	8	9	2	Kansas City Chiefs	
Miami Dolphins	8	9	Jacksonville Jaguars	5	12	3	Indianapolis Colts	
New York Jets	5	12	Houston Texans	4	13	4	Baltimore Ravens	
AFC NORTH			AFC WEST			AFC WINNER		
	W	L		W	L			
Baltimore Ravens	10	7	Kansas City Chiefs	11	6	5	Los Angeles Chargers	
Cincinnati Bengals	9	8	Los Angeles Chargers	10	7	6	New England Patriots	
Cleveland Browns	9	8	Denver Broncos	10	7	7	Denver Broncos	
Pittsburgh Steelers	7	10	Las Vegas Raiders	8	9			

NFC STANDINGS

NFC EAST			NFC SOUTH			NFC PLAYOFF SEEDS		
	W	L		W	L			
New York Giants	10	7	Tampa Bay Buccaneers	12	5	1	Tampa Bay Buccaneers	
Philadelphia Eagles	10	7	New Orleans Saints	10	7	2	Green Bay Packers	
Washington Commanders	9	8	Carolina Panthers	6	11	3	Los Angeles Rams	
Dallas Cowboys	8	9	Atlanta Falcons	4	13	4	New York Giants	
NFC NORTH			NFC WEST			NFC WINNER		
	W	L		W	L			
Green Bay Packers	11	6	Los Angeles Rams	10	7	5	New Orleans Saints	
Minnesota Vikings	9	8	San Francisco 49ers	10	7	6	San Francisco 49ers	
Detroit Lions	7	10	Arizona Cardinals	8	9	7	Philadelphia Eagles	
Chicago Bears	5	12	Seattle Seahawks	5	12			

SUPERBOWL



VS



SUPERBOWL CHAMPIONS

TEAM PREVIEWS





ARIZONA CARDINALS

DIVISION 2021 RECORD 2022 VEGAS WIN TOTAL
NFC WEST (11-6) (8.5)

GENERAL MANAGER
STEVE KEIM

HEAD COACH
KLIFF KINGSBURY

OFFENSIVE COORDINATOR

DEFENSIVE COORDINATOR
VANCE JOSEPH

REVIEW & ANALYSIS

2021 SEASON REVIEW The Cardinals were the talk of the first half of the 2021 NFL season. They started the season thrashing the Titans in Tennessee and won their first seven games in a row. But we've seen this story before from HC Kliff Kingsbury, QB Kyler Murray and the Cards, where they collapse late in the season. They finished losing five of their last six, including an embarrassing 34-11 loss to the Rams in the Wildcard round. They are now 7-14 straight up from week 11 on in Kingsbury's three seasons in Arizona. Murray was the MVP favorite early in the season but hurt his ankle and missed three games. He came back but star WR DeAndre Hopkins missed seven of the team's final nine games and the season was toast. To make matters worse, Murray's agent spent the offseason using social media to get him a huge extension and Hopkins was suspended for the first six games due to PEDs. They did trade for WR Marquis "Hollywood" Brown during the draft to help the situation.

LUCK FACTOR Arizona dealt with a number of injuries including Murray, Hopkins and DE J.J. Watt, who missed nine games after signing a big free agent contract. He was having a nice year and his loss coincided with the season going down the tubes. The Cards finished 3-4 in close games and are now 10-13-1 in the three seasons under Kingsbury. They have failed to win at least 50% of their one score games in any of his three seasons. The one area where Arizona continually defied the odds was their ability to recover fumbles. A lot of that was Kyler fumbling snaps out of the shotgun but they recovered an incredible 23 of 26 (88.5%) offensive fumbles on the season, easily best in the NFL. Even on defense, they finished with the 9th highest rate in the NFL as well.

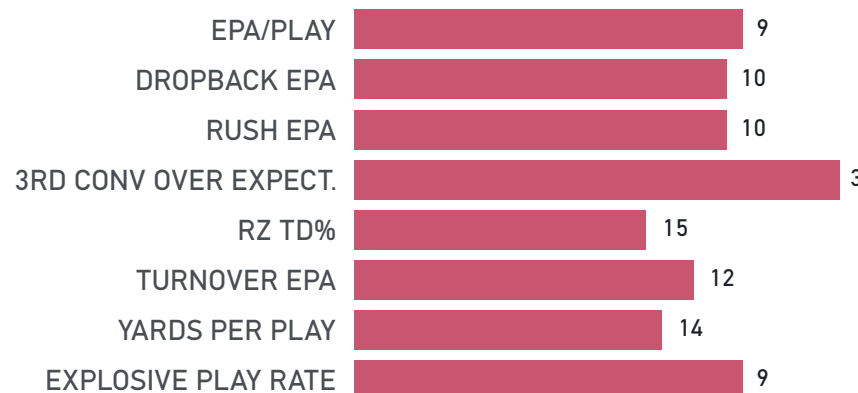
SCHEDULE What was so remarkable about the Cards' early season win streak was that they weren't beating up on a bunch of bad teams they were doing so impressively against good teams like the Titans, Browns, Rams and Niners. They beat those four teams by an average of 17 points per game. Arizona ended up facing the 3rd toughest schedule in the NFL. This season it doesn't look to get much better as they are expected to face the 8th toughest schedule. They get a brutal start as they face the Chiefs, Raiders and Rams to start the season, all likely without Hopkins. Then right before their week 13 bye week they are set to face the Rams, 49ers and Chargers.

STRENGTHS Kyler Murray is still one of the most dangerous QBs in the NFL. He finished 13th in the NFL in EPA per drop back but in the first half of the season he was sitting 5th. Where he shines the most is on 3rd and 4th downs where he ranked 2nd among all QBs in EPA. He routinely used his legs and escape ability to convert when needed. As a whole, Arizona was 2nd in the NFL on 3rd and 4th downs but only 17th on early downs. Kyler and the Cards have to get better on those early downs because it will be hard to sustain Kyler's superman act all the time. When Hopkins comes back, the WR + TE room will turn into one of the stronger points for this roster when you add the speed of Brown and TE Zach Ertz underneath. Brown has a propensity to drop balls (highest drop rate on 20+ yard passes in the NFL), but he can also stretch the field (7th among WRs with 30 receptions of 20+ yards). The Cardinals have long wanted to stretch the field, but they end up going horizontally too much instead.

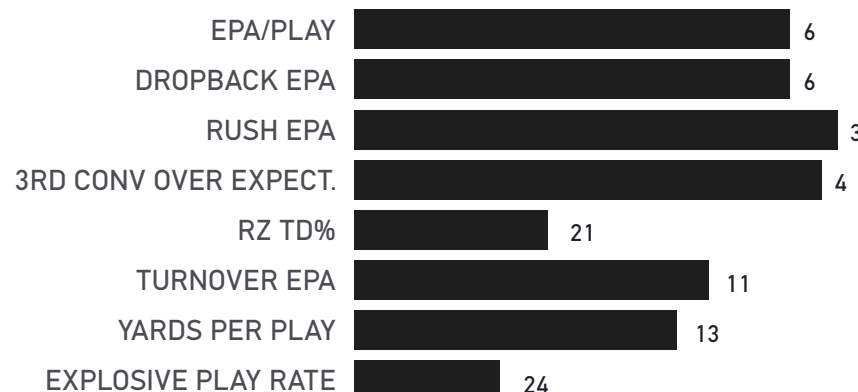
WEAKNESSES The defense was a mirage last year, especially during their early win streak. They finished 14th in success rate allowed but were only 19th on early downs. They masked some of those deficiencies by dominating 3rd and 4th downs while causing the 8th most turnovers in the NFL. They finished 4th best in the NFL in 3rd downs allowed versus expected. They ranked #1 in the NFL for the first 15 weeks of the season, but that figure kept regressing as the year went on. While they get back Watt on defense, they lost their top pass rusher in Chandler Jones. OLB Markus Golden is a solid, underrated pass rusher but they really don't have much else. They were 4th in blitz percentage last season to help increase the pass rush and they'll have to do more of that this season. Unfortunately, that leaves a vulnerable secondary on an island. The Arizona CB crew is one of the worst in the NFL. Antonio Hamilton, Byron Murphy and Marco Wilson is as bad as it gets. None of those guys are even #2 CB quality, while Murphy is a mediocre slot CB. They will also be facing the 2nd toughest slate of opposing pass offenses in the NFL.

2022 OUTLOOK It's a bit jarring for people to see the Cardinals win total 2.5 wins below last year's record but that describes how fortunate this team was to even make the playoffs. Kyler is a dynamic QB and wants to get paid so it will be interesting to see if he sits any games out until he gets that contract. There are questions up and down the roster and I haven't even hit on the weak OL. Without Jones, and few good pass rushers, that Cards secondary will likely give up a ton of big plays and lead to shootouts. I think the 8.5 is about right and look for some really high scoring games involving Arizona this season.

OFFENSIVE ADVANCED METRICS RANK



DEFENSIVE ADVANCED METRICS RANK



OFFENSIVE LINE & DEFENSIVE LINE RANKS



LUCK FACTORS

FUMBLE REC%	INJURY LUCK	ONE SCORE GM WIN%	OPP FG%	WINS v PYTH EXP.
69.9% (1)	(22)	43% (21)	82% (11)	0.5 (11)

2021 SCHEDULE

2022 SCHEDULE

Week	Opponent	Result	Score	Opponent	Result	Score
1	@ TEN	W	38-13	1	v KC	(10.5)
2	v PIT	W	34-33	2	@ BAL	(8.5)
3	@ CIN	W	31-19	3	v NYJ	(10.5)
4	@ DEN	W	37-20	4	@ WAS	(6.0)
5	v SF	W	17-10	5	v PHI	(9.5)
6	@ CLE	W	37-14	6	@ IND	(5.5)
7	v DAL	W	31-5	7	v NO	(8.0)
8	v GB	L	21-24	8	@ DEN	(9.0)
9	@ SF	W	31-17	9	v SEA	(5.5)
10	v NYG	L	10-34	10	@ DEN	(10.5)
11	@ WAS	W	23-13	11	v SF	(10.0)
13	@ CLE	W	33-22	12	v NYG	(10.0)
14	v DEN	L	23-30	14	v WAS	(8.5)
15	@ DEN	L	12-30	15	@ DEN	(10.0)
16	v PIT	L	16-22	16	v PIT	(11.5)
17	@ DAL	W	25-22	17	@ ATL	(5.0)
18	v NYG	L	30-38	18	@ SF	(10.0)

(13/32) 0.490
AVG OPP WIN%

(25/32) (8.7)
AVG OPP VEGAS TOTAL

DEPTH CHART

	1	2
OFFENSE		
C	RODNEY HUDSON	LECITUS SMITH
LG	JUSTIN PUGH	MARQUIS HAYES
LT	D.J. HUMPHRIES	JOSHUA MILES
LWR	A.J. GREEN	ANTOINE WESLEY
QB	KYLER MURRAY	COLT MCCOY
RB	JAMES CONNER	DARREL WILLIAMS
RG	WILL HERNANDEZ	JUSTIN MURRAY
RT	KELVIN BEACHUM	JOSH JONES
RWR	MARQUISE BROWN	ANDY ISABELLA
SWR	RONDALE MOORE	GREG DORTCH
TE	ZACH ERTZ	TREY MCBRIDE
DEFENSE		
DE	J.J. WATT	MICHAEL DOGBE
DT	ZACH ALLEN	KINGSLEY KEKE
FS	BUDDA BAKER	CHARLES WASHINGTON
ILB	ISAIAH SIMMONS	TANNER VALLEJO
ILB	ZAVEN COLLINS	NICK VIGIL
LCB	MARCO WILSON	BREON BORDERS
NB	BYRON MURPHY JR.	JACE WHITTAKER
NT	LEKI FOTU	RASHARD LAWRENCE
OLB	DEVON KENNARD	CAMERON THOMAS
OLB	MARKUS GOLDEN	DENNIS GARDECK
RCB	ANTONIO HAMILTON	CHRISTIAN MATTHEW
SS	JALEN 19 THOMPSON	DEIONTE THOMPSON

PLAYERS ADDED


DT	KINGSLEY KEKE
RB	DARREL WILLIAMS
RG	WILL HERNANDEZ
RILB	NICK VIGIL
RWR	MARQUISE BROWN

PLAYERS LOST

C	MAX GARCIA
CB	ROBERT ALFORD
DT	COREY PETERS
EDGE	CHANDLER JONES
LDT	JORDAN PHILLIPS
LILB	JORDAN HICKS
RB	CHASE EDMONDS
SWR	CHRISTIAN KIRK
WR	DEANDRE HOPKINS

NFL DRAFT

R	#	POS	PLAYER	COLLEGE
2	55	TE	TREY MCBRIDE	COLORADO ST.
3	87	DE	CAMERON THOMAS	SAN DIEGO ST.
3	100	DE	MYJAI SANDERS	CINCINNATI
6	201	RB	KEAONTAY INGRAM	USC
6	215	OL	LECITUS SMITH	VIRGINIA TECH
7	244	DB	CHRISTIAN MATTHEW	VALDOSTA ST.
7	256	LB	JESSE LUKETA	PENN ST.
7	257	OL	MARQUIS HAYES	OKLAHOMA



ATLANTA FALCONS

DIVISION 2021 RECORD 2022 VEGAS WIN TOTAL
NFC SOUTH (7-10) (5)

GENERAL MANAGER
TERRY FONTENOT

HEAD COACH
ARTHUR SMITH

OFFENSIVE COORDINATOR
DAVE RAGONE

DEFENSIVE COORDINATOR
DEAN PEES

REVIEW & ANALYSIS

2021 SEASON REVIEW Despite a 7-10 record, the 2021 Falcons ended up posting the 4th worst point differential in the NFL. In fact, Atlanta ended up as the 30th ranked team according to DVOA. The seven wins were misleading and as much as they wanted to extend their runway with QB Matt Ryan, it was clear they needed to start over. With the Falcons' cap situation, they needed to bite the bullet as soon as possible so they traded Ryan to the Colts. Veteran Marcus Mariota has been tasked to bridge the Falcons to their next franchise QB and it's clear 2022 will be a painful season.

LUCK FACTOR In 2020, Atlanta fell on some really tough luck and finished 2-8 in one-score games. They finished 4-12 but because of all the close losses, they underperformed their point differential by 2.1 wins. They finished 17th by DVOA despite just four wins. Last season, with an arguably worse team, Atlanta finished 7-2 in those same close games. In fact, all seven of Atlanta's wins came by eight or less yet they ended up as DVOAs 30th ranked team. 2021 was a complete reversal of the 2020 season.

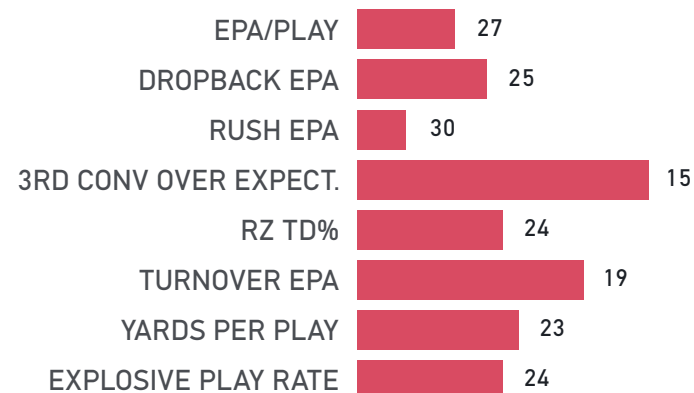
SCHEDULE Atlanta will have to navigate a complete rebuild by facing a schedule that is above average in difficulty. Unfortunately, they don't get to their bye week until week 14, tied for the latest of any team. It is also a tough spot for Mariota as the Falcons are expected to face the single toughest schedule of opposing defenses in the NFL this year. They will go up against seven top 10 defenses and the only three they will face are defenses that likely will improve including the Chargers, Ravens and Commanders.

STRENGTHS On a roster completely devoid of talent the CB position for the Falcons is in pretty good shape. CB A.J. Terrell is coming of an outstanding season where he finished 2nd in QB rating allowed when in coverage, #1 in lowest completion percentage allowed and 2nd in yards per reception allowed. He is a true shutdown CB. The Falcons ended up signing a good complimentary CB opposite Terrell with the acquisition of veteran Casey Hayward. Outside of an outlier poor 2020 season, he has produced five straight seasons with a PFF cover grade of at least 75. TE Kyle Pitts looks to bust out after a solid but uninspiring rookie season. He finished 4th in targets, 7th in receptions and 10th in red zone targets but only 1 TD. He is too good an athlete to be held down again. Look for Pitts to see some positive regression in his TD production.

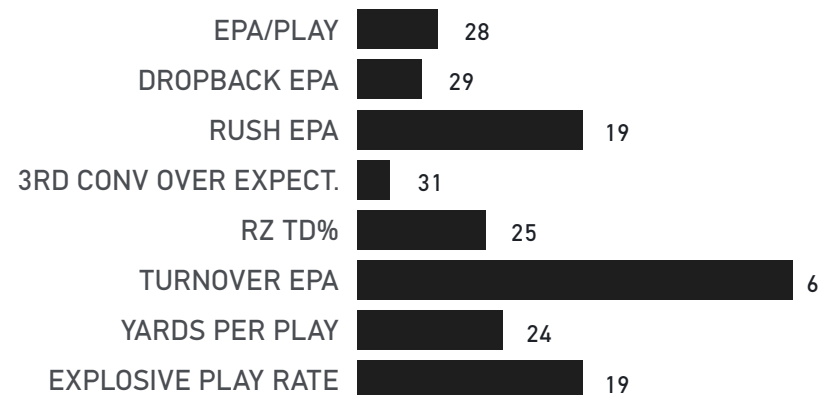
WEAKNESSES Oh, there are many weak areas of this team. The offensive line is at the top of the list. The OL finished 29th in pass block efficiency and the Falcons did nothing to improve in the off season. LT Jake Mayfield is solid in the trenches, but the other four starters are below average to bottom tier in pass block grade. With Calvin Ridley suspended for the season due to gambling, the WR room will be filled with top 10 pick Drake London of USC and a bunch of virtual nobodies. London has been compared to Mike Evans, but he isn't a burner and is coming off an ankle injury that didn't allow for any pre-draft workouts. Otherwise, guys like Bryan Edwards and Olamide Zaccheaus are expected to get the most snaps at WR.

2022 OUTLOOK The Falcons have the lowest win total in the NFC and deservedly so. While I think Mariota deserves another shot to win a starting QB job, this is not the right situation for him to succeed. He has a bad OL and only one reliable receiving threat in Pitts. London could end up being a star but rookie WRs can be a crapshoot. Assuming the Falcons will be coming from behind a lot, Mariota isn't fully equipped to manage that role. It is not inconceivable that 3rd round rookie QB Desmond Ridder will get some starts this season, especially if things go off the rails early.

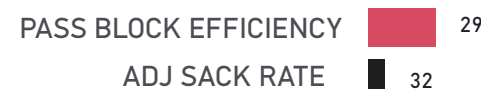
OFFENSIVE ADVANCED METRICS RANK



DEFENSIVE ADVANCED METRICS RANK



OFFENSIVE LINE & DEFENSIVE LINE RANKS



LUCK FACTORS

FUMBLE REC%	INJURY LUCK	ONE SCORE GM WIN%	OPP FG%	WINS v PYTH EXP.
45% (23)	(3)	78% (3)	93% (30)	2.1 (4)

2021 SCHEDULE

2022 SCHEDULE

Week	Opponent	Result	Score	Opponent	Result	Score
1	vs SEA	L	6-32	vs NO		(8.0)
2	@ PIT	L	25-48	@ IND		(10.5)
3	@ NYJ	W	17-14	@ SEA		(5.5)
4	vs W	L	30-34	vs CIN		(9.5)
5	vs JET	W	27-20	@ PIT		(11.5)
7	@ TEN	W	30-28	vs SF		(10.0)
8	vs CAR	L	13-19	@ TB		(10.0)
9	@ NO	W	27-25	vs CAR		(6.0)
10	@ WAS	L	3-43	vs ARI		(10.0)
11	vs WAS	L	0-25	@ CAR		(6.0)
12	@ TEN	W	21-14	vs CIN		(6.5)
13	vs PIT	L	17-30	@ W		(8.0)
14	@ CAR	W	29-21	vs PIT		(7.0)
15	@ SF	L	13-31	@ NO		(8.0)
16	vs WAS	W	20-16	@ WAS		(9.5)
17	@ WAS	L	15-29	vs ARI		(8.5)
18	vs NO	L	20-30	vs PIT		(11.5)

(4/32) 0.472
AVG OPP WIN%

(21/32) (8.6)
AVG OPP VEGAS TOTAL

DEPTH CHART

	1	2
OFFENSE		
C	MATT HENNESSY	DREW DALMAN
FB	KEITH SMITH	
LG	JALEN MAYFIELD	JUSTIN SHAFFER
LT	JAKE MATTHEWS	ELIJAH WILKINSON
LWR	BRYAN EDWARDS	AUDEN TATE
QB	MARCUS MARIOTA	DESMOND RIDDER
RB	CORDARRELLE PATTERSON	TYLER ALLGEIER
RG	CHRIS LINDSTROM	COLBY GOSSETT
RT	KALEB MCGARY	GERMAIN IFEDI
RWR	DRAKE LONDON	KHADAREL HODGE
SWR	OLAMIDE ZACCHEAUS	DAMIERE BYRD
TE	KYLE PITTS	ANTHONY FIRKSER
DEFENSE		
DE	MARLON DAVIDSON	NICK THURMAN
DT	GRADY JARRETT	TA'QUON GRAHAM
FS	RICHIE GRANT	DEAN MARLOWE
ILB	DEION JONES	MYKAL WALKER
ILB	RASHAAN EVANS	NICK KWIATKOSKI
LCB	A.J. TERRELL	DARREN HALL
NB	ISAIAH OLIVER	MIKE FORD
NT	ANTHONY RUSH	VINCENT TAYLOR
OLB	LORENZO CARTER	ADETOKUNBO OGUNDEJI
OLB	ARNOLD EBIKETIE	DEANGELO MALONE
RCB	CASEY HAYWARD	TEEZ TABOR
SS	ERIK HARRIS	JAYLINN HAWKINS

PLAYERS ADDED

DT	VINCENT TAYLOR
FS	DEAN MARLOWE
LOLB	LORENZO CARTER
LWR	BRYAN EDWARDS
RB	DAMIEN WILLIAMS
RCB	CASEY HAYWARD
RILB	RASHAAN EVANS
RT	GERMAIN IFEDI
SWR	DAMIERE BYRD

PLAYERS LOST

DE	JONATHAN BULLARD
DT	TYELER DAVISON
LCB	FABIAN MOREAU
QB	MATT RYAN
RB	MIKE DAVIS
RDE	DANTE FOWLER
RUSH	STEVEN MEANS
RWR	TAJAE SHARPE
SS	DURON HARMON
SWR	RUSSELL GAGE
TE	HAYDEN HURST
WLB	FOYE OLUOKUN

NFL DRAFT

R	#	POS	PLAYER	COLLEGE
1	8	WR	DRAKE LONDON	USC
2	38	DE	ARNOLD EBIKETIE	PENN ST.
2	58	LB	TROY ANDERSEN	MONTANA ST.
3	74	QB	DESMOND RIDDER	CINCINNATI
3	82	DE	DEANGELO MALONE	WESTERN KENTUCKY
5	151	RB	TYLER ALLGEIER	BYU
6	190	OL	JUSTIN SHAFFER	GEORGIA
6	213	TE	JOHN FITZPATRICK	GEORGIA



BALTIMORE RAVENS

DIVISION 2021 RECORD 2022 VEGAS WIN TOTAL
AFC NORTH (8-9) (9.5)

GENERAL MANAGER ERIC DECOSTA HEAD COACH JOHN HARBAUGH
OFFENSIVE COORDINATOR GREG ROMAN DEFENSIVE COORDINATOR MIKE MACDONALD

REVIEW & ANALYSIS

2021 SEASON REVIEW The 2021 Ravens season was derailed by one major injury after another. Name a position group on Baltimore and they were likely negatively affected by injuries. So much so that Baltimore recorded the highest adjusted games lost due to injuries in the footballoutsiders database. The barrage of injuries started in the pre season as the Ravens' top two RBs, J.K. Dobbins and Gus Edwards along with #2 CB Marcus Peters, all got knocked out for the season. Then All-Pro LT Ronnie Stanley went down in week 1, totally thwarting the Ravens biggest advantage in the run game. The final blow was a week 13 season-ending injury to QB Lamar Jackson. The Ravens went on to lose the final four games without Jackson. All season they struggled to play bully ball that made their offense so difficult to stop in 2019 and 2020.. And even after all those injuries, they still had a shot at the Playoffs prior to a week 18 loss to the Steelers.

LUCK FACTOR I already talked about the awful injury luck last season, but the Ravens were hurt from turnovers as well. They finished with the 8th most EPA lost due to turnovers on offense and they produced the 6th least amount of EPA on turnovers created. They finished with the 2nd lowest number of takeaways on defense. In addition, Lamar and the offense really struggled on 3rd downs, finishing 30th in 3rd down conversions versus expected. What's surprising about this is that they were 5th in success rate on early downs. They had by far the widest gap in the NFL in performance on early downs versus 3rd downs, something that you don't normally see. This is coming on the heels of two straight seasons of a top 10 3rd down offense. On special teams, we already know how automatic K Justin Tucker is, but their opponents finished with the 2nd lowest FG% in the NFL a season after opponents finished with the worst FG%. That is difficult to hold up and can be a clear differentiator in tight games this season.

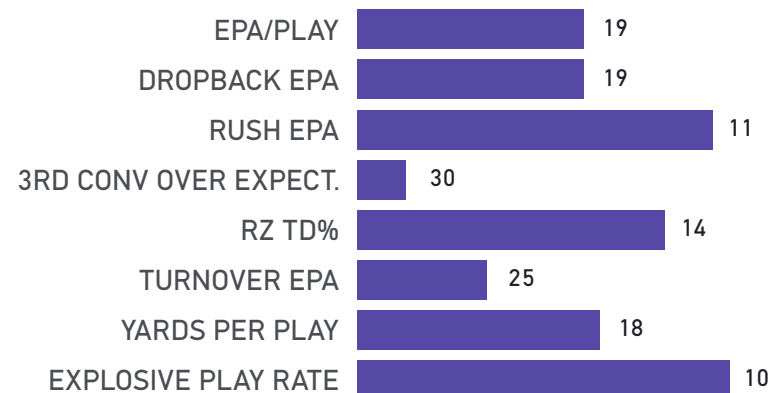
SCHEDULE Baltimore had a moderate schedule last season and overall similar this season as well. The schedule prior to the week 10 bye is much more difficult than what they'll see after when their opponents include CAR, ATL, JAX and PIT twice. If they can start off hot, I would look at wagering on the Ravens winning the AFC, with that late cupcake schedule. In addition, the Ravens are expected to go from facing a tougher than average set of pass offenses to the single easiest schedule this season. That's to be expected when going from facing the AFC West and Green Bay to the AFC East, Giants and Jags.

STRENGTHS The Ravens roster is absolutely loaded and after another draft where the team drafted a bunch of ready-made players, this team has strengths all over the place. It starts with Lamar Jackson and the Edwards/Dobbins duo in the run game. The OL is fortified with the return of Stanley and the drafting of rock-solid C Tyler Linderbaum. Stanley has been a top 20 graded Tackle by PFF for three straight seasons. Assuming the offense doesn't suffer another round of bad injuries, it will be centered around the run game. Defensively, the secondary looks like the jewel of this defense. The group is anchored by bookend CBs Marlon Humphrey and Marcus Peters. Humphrey had the worst season of his career, posting his first sub 74 PFF coverage grade, but is hoping to get back to his 10 INT season of 2020. Peters tore his ACL before the season started but is expected to be ready for the opener. The Safety position has the makings of a special group with the FA signing of Marcus Williams and rookie first round pick Kyle Hamilton. Williams was the 7th highest graded Safety by PFF last season with the Saints and should fit in great with this defense immediately. Hamilton dropped in the draft due to speed concerns, but he played like a top five prospect while at Notre Dame.

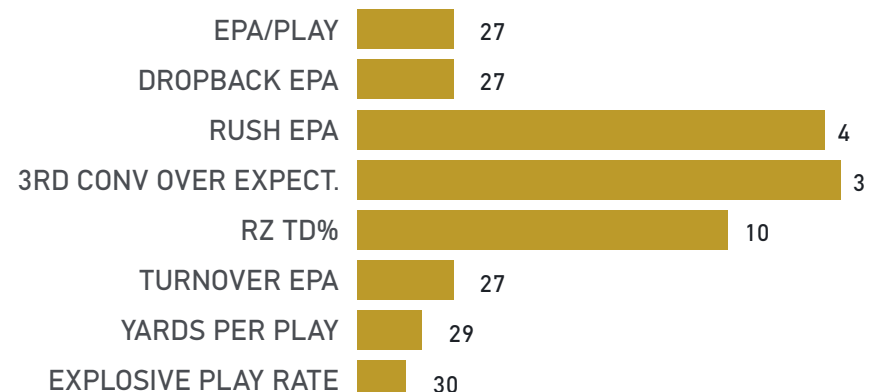
WEAKNESSES As great as the run game looks to be on offense, the passing game, especially at WR, is the clear question mark. The Ravens may have one of the worst WR corps in the NFL, with 2nd year WR Rashod Bateman vaulting to the #1 WR role following the trade of Hollywood Brown to Arizona. Bateman had a nice back half of the season with three games of 80+ receiving yards but I am not sure he should be elevated to that top role just yet. Otherwise, Devin Duvernay and James Proche, a couple of journeyman level WRs, round out the top three WRs. There is no way the Ravens can enter the season with this trio leading the pack. If they don't add to this crew, defenses will stack the box and beg the Ravens to throw it outside. TE Mark Andrews is a stud and will see a bunch of targets but expect defenses to key on him without many outside threats. Jackson is not without some blame for last year's struggles as he finished 28th among QBs in on-target throws and 17th in CPOE. He did not possess the same accuracy as he had shown in 2019 and 2020.

2022 OUTLOOK The Ravens have a loaded roster and the defense looks like a top 10 unit on paper. The lack of a deep receiving threat after the trade of Brown is a major concern and the Ravens may look to add to their WR room this summer. The Lamar contract extension also looms over this team. I do expect to see some positive regression for the Ravens on third downs and that should help them move the chains. I can see either a Super Bowl run or a season derailed by Lamar and the passing game.

OFFENSIVE ADVANCED METRICS RANK



DEFENSIVE ADVANCED METRICS RANK



OFFENSIVE LINE & DEFENSIVE LINE RANKS



LUCK FACTORS

FUMBLE REC%	INJURY LUCK	ONE SCORE GM WIN%	OPP FG%	WINS v PYTH EXP.
56.7% (6)	(32)	50% (12)	75% (3)	-0.4 (22)

2021 SCHEDULE

2022 SCHEDULE

Week	Opponent	Result	Score	Opponent	Result	Score
1	@ PIT	L	27-33	1	@ NYJ	(5.5)
2	v CIN	W	36-35	2	v TEN	(9.0)
3	@ DEN	W	19-17	3	@ WASH	(8.5)
4	@ DEN	W	23-7	4	v BUF	(11.5)
5	v IND	W	31-25	5	v BAL	(10.0)
6	v CAR	W	34-6	6	@ NYG	(7.0)
7	v TEN	L	17-41	7	v CLE	(9.5)
9	v DEN	W	34-31	8	@ MIA	(11.5)
10	@ TEN	L	10-22	9	@ NO	(8.0)
11	@ CIN	W	16-13	11	v ATL	(6.0)
12	v CLE	W	16-10	12	@ HOU	(6.5)
13	@ PIT	L	19-20	13	v DEN	(10.0)
14	@ CLE	L	22-24	14	@ PIT	(7.0)
15	v CIN	L	30-31	15	@ CLE	(9.5)
16	@ TEN	L	21-41	16	v ATL	(5.0)
17	v DEN	L	19-20	17	v PIT	(7.0)
18	v PIT	L	13-16	18	@ BAL	(10.0)

(30/32) 0.531
AVG OPP WIN%

(11/32) (8.3)
AVG OPP VEGAS TOTAL

DEPTH CHART

	1	2
OFFENSE		
C	TYLER LINDERBAUM	TRYSTAN COLON
FB	PATRICK RICARD	BEN MASON
LG	TYRE PHILLIPS	BEN POWERS
LT	RONNIE STANLEY	JAWUAN JAMES
LWR	RASHOD BATEMAN	BINJIMEN VICTOR
QB	LAMAR JACKSON	TYLER HUNTLEY
RB	J.K. DOBBINS	GUS EDWARDS
RG	KEVIN ZEITLER	BEN CLEVELAND
RT	MORGAN MOSES	PATRICK MEKARI
RWR	DEVIN DUVERNAY	JAYLON MOORE
SWR	JAMES PROCHE II	TYLAN WALLACE
TE	MARK ANDREWS	NICK BOYLE
DEFENSE		
DE	CALAIS CAMPBELL	BRENT URBAN
DT	JUSTIN MADUBUIKE	BRODERICK WASHINGTON
FS	MARCUS WILLIAMS	GENO STONE
LCB	MARCUS PETERS	JALYN ARMOUR-DAVIS
MLB	JOSH BYNES	MALIK HARRISON
NB	KYLE FULLER	BRANDON STEPHENS
NT	MICHAEL PIERCE	TRAVIS JONES
RCB	MARLON HUMPHREY	KEVON SEYMOUR
RUSH	ODAFE OWEH	JUSTIN HOUSTON
SLB	TYUS BOWSER	DAVID OJABO
SS	CHUCK CLARK	KYLE HAMILTON
WLB	PATRICK QUEEN	KRISTIAN WELCH

PLAYERS ADDED


FS	MARCUS WILLIAMS
NB	KYLE FULLER
NT	MICHAEL PIERCE
RB	MIKE DAVIS
RT	MORGAN MOSES
RUSH	STEVEN MEANS

PLAYERS LOST

C	BRADLEY BOZEMAN
DE	DEREK WOLFE
DT	BRANDON WILLIAMS
LB	JUSTIN HOUSTON
LCB	ANTHONY AVERETT
LWR	SAMMY WATKINS
NB	TAVON YOUNG
OT	ALEJANDRO VILLANUEVA
RB	DEVONTA FREEMAN
RB	LATAVIUS MURRAY
RWR	MARQUISE BROWN
SS	DESHON ELLIOTT

NFL DRAFT

R	#	POS	PLAYER	COLLEGE
1	14	SAF	KYLE HAMILTON	NOTRE DAME
1	25	OL	TYLER LINDERBAUM	IOWA
2	45	LB	DAVID OJABO	MICHIGAN
3	76	DT	TRAVIS JONES	CONNECTICUT
4	110	T	DANIEL FAALELE	MINNESOTA
4	119	DB	JALYN ARMOUR-DAVIS	ALABAMA
4	128	TE	CHARLIE KOLAR	IOWA ST.
4	130	P	JORDAN STOUT	PENN ST.
4	139	TE	ISAIAH LIKELY	COASTAL CAROLINA
4	141	CB	DAMARION WILLIAMS	HOUSTON
6	196	RB	TYLER BADIE	MISSOURI



BUFFALO BILLS

DIVISION 2021 RECORD 2022 VEGAS WIN TOTAL
AFC EAST (11-6) (11.5)

GENERAL MANAGER
BRANDON BEANE

HEAD COACH
SEAN MCDERMOTT

OFFENSIVE COORDINATOR
KEN DORSEY

DEFENSIVE COORDINATOR
LESLIE FRAZIER

REVIEW & ANALYSIS

2021 SEASON REVIEW The 2021 Buffalo Bills season came down to being on the wrong side of a coin toss in Kansas City, despite Josh Allen's brilliance. The Bills finished the regular season with an overall record of 11-6 but had the highest point differential in the NFL at +194. Unfortunately, the Bills were not consistently good from week to week, evidenced by their 32nd ranking in Variance, a footballoutsiders metric which measures the statistical variance of a team's week to week DVOA performance. The Bills were impressive in a blowout win in Kansas City in week 5 but then lost in Jacksonville to the lowly Jags, while scoring only 6 points. The inability to play consistently well week to week cost this team a shot at home field throughout the playoffs.

LUCK FACTOR The Buffalo Bills have enjoyed a lot of success lately winning 10 or more games in three straight seasons, but it isn't without the help of staying healthy. The Bills have ranked 4th, 9th, and 2nd in injury luck the last three seasons. Their biggest injury loss last year was to star CB Tre'Davious White, who missed the final 8 games of the year. Even so, they still ranked 1st in Total Defense, according to DVOA and tops in Pass DVOA. Of note, is the Bills went 5-1 in one score games in 2020, but regression hit them hard in 2021, as they went 0-5 in those same close games. The 2016 Browns are the last team to go 0-fer in one score games and they followed that up with a 4-5 record the next season.

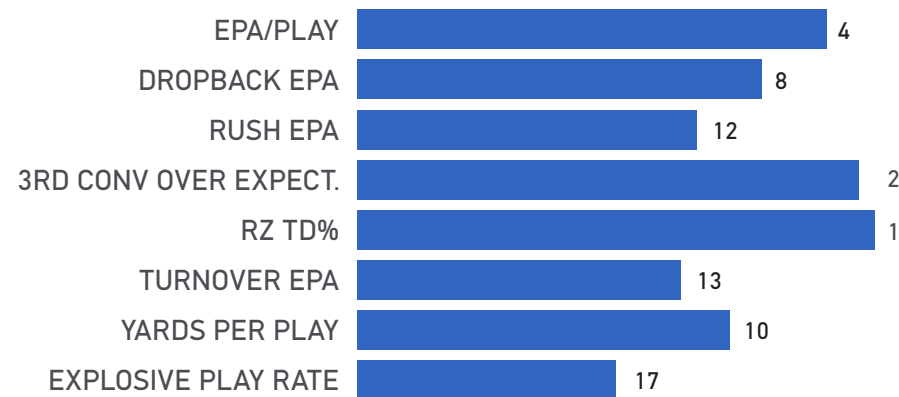
SCHEDULE Some might say the Buffalo Bills underachieved last year even at 11-6. The Bills had the easiest schedule last year, according to DVOA, but find themselves with a league average schedule this season. Even with that more difficult schedule, they are currently the Super Bowl favorite (6/1 on DraftKings). They are favored in 15 of their 17 games in 2022, while also boasting the highest net rest overall at +12 games.

STRENGTHS On defense, the Bills essentially bring back all of their starters off of the top defense in the NFL but also added PFF's third highest graded defensive player in ED Von Miller in addition to signing DL Shaq Lawson, Tim Settle, and DaQuan Jones. The signings can only improve a Bills defense that last year owned the sixth highest pass rush win rate in the NFL and the highest pressure rate, at over 30% of opposing QB drop backs. During the 2021 playoffs, Allen showed why he is a franchise QB and the current favorite for league MVP. After posting the 8th best EPA per drop back among QBs during the regular season, he posted the highest EPA/Play at 0.435 in the Playoffs. His EPA figure was more than double the 2nd best QB in last year's playoffs, Matthew Stafford. The offense should be dynamite again with Allen's continued ascension along with a WR corps that replaced Cole Beasley with Jamison Crowder and rookie Khalil Shakur from Boise. Expect a big leap from 3rd year WR Gabriel Davis, after his incredible four TD performance in the Playoff loss to KC.

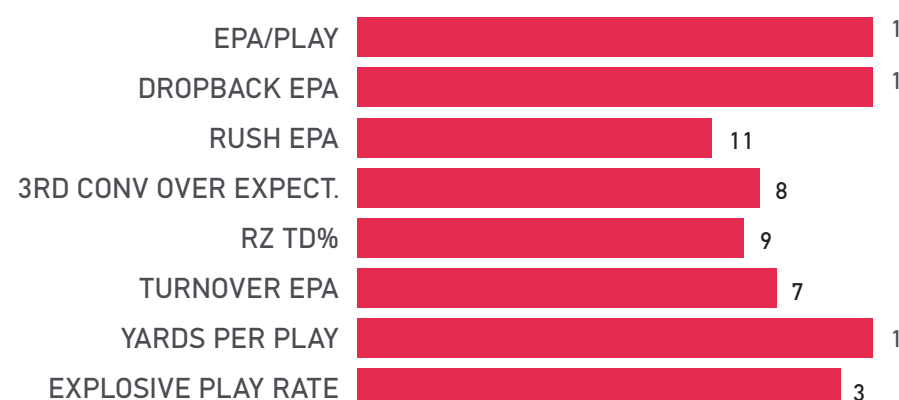
WEAKNESSES The biggest question mark coming into this season is in the secondary. White is likely to miss the first six games this year after recovering from his ACL tear and nickel CB Levi Wallace left in free agency. They did spend a first-round pick on CB Kaiir Elam of Florida, but inconsistency and injuries have limited him the past few years. Until White recovers, the CB position will be tested by opposing QBs. On offense, the Buffalo OL posted a bottom 10 run block win rate but are hoping the signing of G Roger Saffold, who OL coach Aaron Kromer coached with the Rams, will change that. With the exception of last year, which the Bills are hoping was injury related, Saffold has received a 75 or higher grade from PFF in run blocking.

2022 OUTLOOK It's Super Bowl or bust for the Bills and they are rightfully the favorites after adding Miller to this star-studded roster. Buffalo waited until the games were meaningful late in the season and in the playoffs to really unleash Allen in the run game. That dynamic turned him into an unstoppable force in the playoffs. If he can stay healthy and re-create that magic, there is no telling how good he can be. There is no reason, outside of injury or being bored, that the Bills aren't the leading contender in the AFC.

OFFENSIVE ADVANCED METRICS RANK



DEFENSIVE ADVANCED METRICS RANK



OFFENSIVE LINE & DEFENSIVE LINE RANKS



LUCK FACTORS

FUMBLE REC%	INJURY LUCK	ONE SCORE GM WIN%	OPP FG%	WINS v PYTH EXP.
57.5% (5)	(2)	0% (31)	91% (27)	-2.1 (30)

2021 SCHEDULE

Wk	Opp	Result	Score	Opp Rank
1	vs PIT	L	16-23	(10.5)
2	@ MIA	W	35-0	(9.0)
3	vs W	W	43-21	(9.0)
4	vs DAL	W	40-0	(9.5)
5	@ CIN	W	38-20	(7.0)
6	@ TEN	L	31-34	(10.5)
8	vs MIA	W	26-11	(11.0)
9	@ HOU	L	6-9	(5.5)
10	@ NYG	W	45-17	(9.0)
11	vs IND	L	15-41	(9.5)
12	@ NO	W	31-6	(6.5)
13	vs WAS	L	10-14	(8.5)
14	@ BAL	L	27-33	(5.5)
15	vs WAS	W	31-14	(9.0)
16	@ WAS	W	33-21	(6.5)
17	vs ATL	W	29-15	(10.0)
18	vs NYG	W	27-10	(8.5)

(4/32) 0.472 (18/32) (8.5)
 AVG OPP WIN% AVG OPP VEGAS TOTAL

DEPTH CHART

	1	2
OFFENSE		
C	MITCH MORSE	GREG MANCZ
FB	REGGIE GILLIAM	
LG	RODGER SAFFOLD	IKE BOETTGER
LT	DION DAWKINS	TOMMY DOYLE
LWR	STEFON DIGGS	JAKE KUMEROW
QB	JOSH ALLEN	CASE KEENUM
RB	DEVIN SINGLETARY	JAMES COOK
RG	RYAN BATES	CODY FORD
RT	SPENCER BROWN	DAVID QUESSENBERRY
RWR	GABRIEL DAVIS	KHALIL SHAKIR
SWR	JAMISON CROWDER	ISAIAH MCKENZIE
TE	DAWSON KNOX	O.J. HOWARD
DEFENSE		
FS	MICAH HYDE	JAQUAN JOHNSON
LCB	KAIIR ELAM	DANE JACKSON
LDE	GREG ROUSSEAU	BOOGIE BASHAM
LDT	ED OLIVER	JORDAN PHILLIPS
MLB	TREMAINE EDMUNDS	TYREL DODSON
NB	TARON JOHNSON	SIRAN NEAL
RCB	TRE'DAVIOUS WHITE	CHRISTIAN BENFORD
RDE	VON MILLER	A.J. EPEPESA
RDT	DAQUAN JONES	TIM SETTLE
SS	JORDAN POYER	DAMAR HAMLIN
WLB	MATT MILANO	TERREL BERNARD

PLAYERS ADDED

C	GREG MANCZ
LDE	SHAQ LAWSON
LDT	JORDAN PHILLIPS
LG	RODGER SAFFOLD
QB	CASE KEENUM
RDE	VON MILLER
RDT	DAQUAN JONES
RT	DAVID QUESSENBERRY
SWR	JAMISON CROWDER
SWR	TAVON AUSTIN
TE	O.J. HOWARD

PLAYERS LOST

C	JON FELICIANO
DT	HARRISON PHILLIPS
DT	STAR LOTULELEI
LCB	LEVI WALLACE
LDE	JERRY HUGHES
LDE	MARIO ADDISON
LG	JAMIL DOUGLAS
OL	DARYL WILLIAMS
WR	COLE BEASLEY
WR	EMMANUEL SANDERS

NFL DRAFT

R	#	POS	PLAYER	COLLEGE
1	23	CB	KAIIR ELAM	FLORIDA
2	63	RB	JAMES COOK	GEORGIA
3	89	LB	TERREL BERNARD	BAYLOR
5	148	WR	KHALIL SHAKIR	BOISE ST.
6	180	P	MATT ARAIZA	SAN DIEGO ST.
6	185	DB	CHRISTIAN BENFORD	VILLANOVA
6	209	OL	LUKE TENUTA	VIRGINIA TECH
7	231	LB	BAYLON SPECTOR	CLEMSON



CAROLINA PANTHERS

DIVISION 2021 RECORD 2022 VEGAS WIN TOTAL
NFC SOUTH (5-12) (6)

GENERAL MANAGER
SCOTT FITTERER

HEAD COACH
MATT RHULE

OFFENSIVE COORDINATOR
BEN MCADOO

DEFENSIVE COORDINATOR
PHIL SNOW

REVIEW & ANALYSIS

2021 SEASON REVIEW 2021 started off so promising for the Panthers. They won their first three games in a row, which included the Jets and Texans, allowing only 30 total points in that span. Unfortunately, the schedule got tougher and QB Sam Darnold's true colors started to show. Darnold finished 29th in EPA per drop back and has now finished 27th or worse in EPA each season of his career. I for one was guilty of thinking a change of scenery, including offensive coaching, would turn him into at least an average NFL starter. Boy was I wrong. Unless they trade for Baker Mayfield, the Panthers are likely stuck with Darnold or rookie 3rd round pick Matt Corral. As their starter. The Panthers' season also turned once star RB Christian McCaffrey hurt his hamstring in week 3 and he was only able to play more than 50% of the snaps in a game four times all season. Fwiw, the Panthers did go 3-1 in those games and the offense averaged 25 ppg. The defense did turn out to be the bright spot, finishing 4th in success rate allowed and 7th in EPA but it wasn't enough to make up for anemic QB play. After winning 5 games in back-to-back seasons, HC Matt Rhule is going into a make-or-break 3rd season.

LUCK FACTOR Carolina played competitively in many games but could only muster a 2-6 record in one score outcomes. For whatever reason (likely QB play), the Panthers have now gone four straight seasons of winning less than 30% of their close games. They are 9-27 in the last four years, making their 25%-win rate the worst in the NFL during that stretch. Carolina just couldn't hold onto leads either. In fact, the Panthers were a respectable +9 in scoring margin in the first half, good for 15th in the NFL. But they were atrocious in the 2nd half of games, posting a -103 margin, 3rd worst in the NFL. Carolina ended up as the worst team in the NFL in 3rd quarters of games (-76).

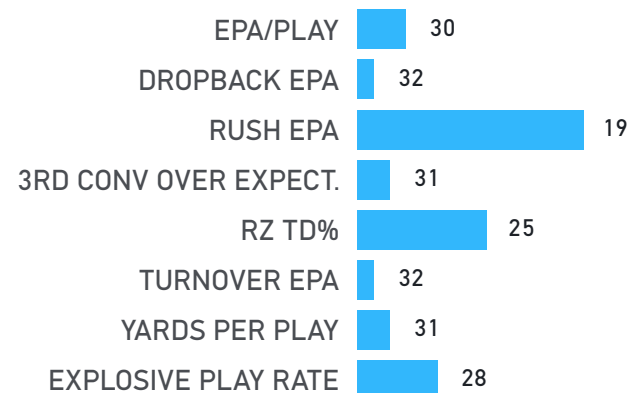
SCHEDULE Carolina's schedule is not expected to be significantly different, from a level of difficulty, in 2022 as compared to 2021 when it finished 14th. The Panthers were not able to take advantage of it's league-leading +12 net rest edge last season. They actually came off their bye and lost at home to the Falcons.

STRENGTHS McCaffrey is clearly the best weapon on this offense, and he will drive how the Panthers run their offense. Unfortunately, he has now missed 23 games over the last two seasons, and you have to wonder if all of that usage (403 rush attempts + receptions) in 2019 has really impacted his injury status. In that 2019 season, he led the NFL in touches, yards from scrimmage (2,392) and touchdowns (19). In limited action last year, he still produced a stellar 112.1 yards from scrimmage per game. I do like the FA signing of RB D'onta Foreman from the Titans to help relieve some of the pressure from McCaffrey. Foreman was 24th among NFL RBs in success rate and finished 19th in yards after contact per rush. He's certainly a quality RB to add to the mix. The Panthers finished 7th in the NFL in pressure rate but lost leading sack man OLB Hassan Reddick to the Eagles. They do have one of my favorite edge rushers in Brian Burns, who finished with nine sacks last season. He wasn't as productive as his stellar 2020 season, but he has all the makings of an elite pass rusher. I do like the addition of DT Matt Ioannidis from Washington. He posted a top 30 pass rush grade and finished 37th among all DTs in pressure rate last season. In fact, he has posted five straight seasons of 70+ pass rush grades.

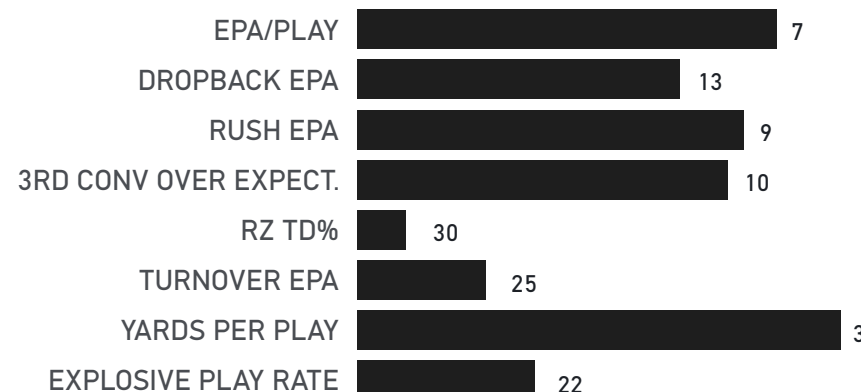
WEAKNESSES The obvious concern is at QB with Darnold and Corral fighting it out for the starting role. Corral is a good athlete who can get the ball out quickly but played in a little bit of a gimmicky offense under Lane Kiffin. I am not sure he would be ready to play well in the NFL just yet. And Darnold just can't get out of his own way and has now thrown 24 interceptions to only 18 TDs in his last two seasons. The secondary played well last season (3rd in success rate allowed through the air), but that was led by CB Stefon Gilmore, who is now on the Colts. 2nd year man Jaycee Horn will be relied upon to take over that #1 CB role after playing less than 100 coverage snaps last season. The rest of the CB group is weak with Dante Jackson (56 PFF coverage grade) and the underachieving C.J. Henderson. The latter was a first-round pick in 2020 who was traded by Jacksonville after just one season. He has been horrendous so far in his short career and allowed the 7th highest QB rating and a 73% completion percentage while in coverage last season.

2022 OUTLOOK With the QB situation this team has zero upside. I'm sure they can win a few games on the back of McCaffrey and WR D.J. Moore with good enough defense but there is not much hope for 2022. Bad teams like the Giants and Lions can make an upside case for 2022 but there isn't one to be made for these Panthers. Rhule is likely dead man walking and should rightfully be the favorite for first coach fired in 2022.

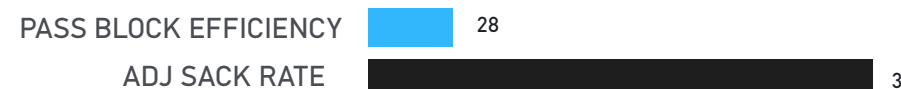
OFFENSIVE ADVANCED METRICS RANK



DEFENSIVE ADVANCED METRICS RANK



OFFENSIVE LINE & DEFENSIVE LINE RANKS



LUCK FACTORS

FUMBLE REC%	INJURY LUCK	ONE SCORE GM WIN%	OPP FG%	WINS v PYTH EXP.
48.8% (17)	(15)	25% (28)	86% (17)	-0.7 (25)

2021 SCHEDULE

Wk	Opponent	Result	Score
1	vs JAX	W	19-14
2	vs NO	W	26-7
3	@ DEN	W	24-9
4	@ DAL	L	28-36
5	vs CIN	L	18-21
6	vs IND	L	28-34
7	@ NYG	L	3-25
8	@ ATL	W	19-13
9	vs WAS	L	6-24
10	@ ARI	W	34-10
11	vs WSH	L	21-27
12	@ TEN	L	10-33
14	vs BAL	L	21-29
15	@ BUF	L	14-31
16	vs MIA	L	6-32
17	@ NO	L	10-18
18	@ NYJ	L	17-41

2022 SCHEDULE

Wk	Opponent	Record
1	vs CIN	(9.5)
2	@ NYG	(7.0)
3	vs NO	(8.0)
4	vs ARI	(8.5)
5	vs SF	(10.0)
6	@ LAC	(10.5)
7	vs MIA	(11.5)
8	@ ATL	(5.0)
9	@ TEN	(10.0)
10	vs ATL	(5.0)
11	@ BAL	(9.5)
12	vs DEN	(10.0)
14	@ DEN	(5.5)
15	vs PIT	(7.0)
16	vs LAC	(6.5)
17	@ MIA	(11.5)
18	@ NO	(8.0)

(18/32) 0.509 (15/32) (8.4)
AVG OPP WIN% AVG OPP VEGAS TOTAL

DEPTH CHART

	1	2
OFFENSE		
C	BRADLEY BOZEMAN	PAT ELFLEIN
FB	GIOVANNI RICCI	
LG	BRADY CHRISTENSEN	MICHAEL JORDAN
LT	IKEM EKWONU	CAMERON ERVING
LWR	DJ MOORE	BRANDON ZYLSTRA
QB	BAKER MAYFIELD	SAM DARNOLD
RB	CHRISTIAN MCCAFFREY	CHUBA HUBBARD
RG	AUSTIN CORBETT	CADE MAYS
RT	TAYLOR MOTON	DENNIS DALEY
RWR	ROBBIE ANDERSON	RASHARD HIGGINS
SWR	TERRACE MARSHALL JR.	ANDRE ROBERTS
TE	IAN THOMAS	TOMMY TREMBLE
DEFENSE		
FS	XAVIER WOODS	KENNY ROBINSON
LCB	DONTE JACKSON	KEITH TAYLOR JR.
LDE	BRIAN BURNS	MARQUIS HAYNES SR.
LDT	DERRICK BROWN	DAVIYON NIXON
MLB	DAMIEN WILSON	JULIAN STANFORD
NB	JAYCEE HORN	MYLES HARTSFIELD
RCB	CJ HENDERSON	CHRIS WESTRY
RDE	YETUR GROSS-MATOS	AMARE BARNO
RDT	MATT IOANNIDIS	BRAVVION ROY
SLB	FRANKIE LUVU	CORY LITTLETON
SS	JEREMY CHINN	JUSTON BURRIS
WLB	SHAQ THOMPSON	BRANDON SMITH

PLAYERS ADDED

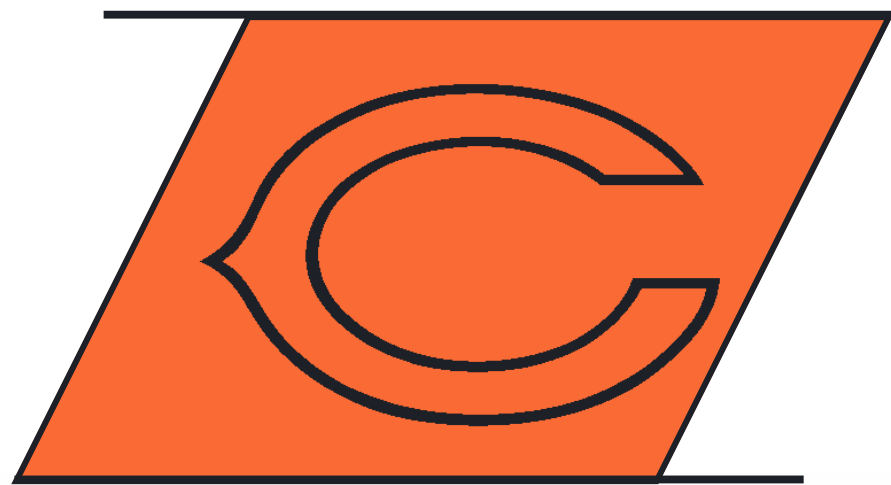
C	BRADLEY BOZEMAN
FS	XAVIER WOODS
MLB	DAMIEN WILSON
RB	D'ONTA FOREMAN
RDT	MATT IOANNIDIS
RG	AUSTIN CORBETT
SLB	CORY LITTLETON

PLAYERS LOST

C	MATT PARADIS
CB	A.J. BOUYE
DE	MORGAN FOX
G	JOHN MILLER
MLB	JERMAINE CARTER
QB	CAM NEWTON
RCB	STEFON GILMORE
RDT	DAQUAN JONES
RT	TRENTON SCOTT
SLB	HAASON REDDICK

NFL DRAFT

R	#	POS	PLAYER	COLLEGE
1	6	T	IKEM EKWONU	NORTH CAROLINA ST.
3	94	QB	MATT CORRAL	MISSISSIPPI
4	120	LB	BRANDON SMITH	PENN ST.
6	189	DE	AMARE BARNO	VIRGINIA TECH
6	199	OL	CADE MAYS	TENNESSEE
7	242	CB	KALON BARNES	BAYLOR



CHICAGO BEARS

DIVISION 2021 RECORD 2022 VEGAS WIN TOTAL
NFC NORTH (6-11) (6.5)

GENERAL MANAGER
RYAN POLES

HEAD COACH
MATT EBERFLUS

OFFENSIVE COORDINATOR
LUKE GETSY

DEFENSIVE COORDINATOR
ALAN WILLIAMS

REVIEW & ANALYSIS

2021 SEASON REVIEW The storied Chicago Bears had a season to forget in 2021. Across the board they were near the bottom of every major statistical category. 27th in points scored, 24th in yards gained, 22nd in points allowed, 20th in yards allowed and they ended with the worst point differential (-96) in the Matt Nagy era. Following the disappointing 6-11 campaign, Nagy was fired, and Matt Eberflus was hired from the Colts. The Bears are hoping a new coaching staff can bring the best out of second year QB Justin Fields. Fields was thrown into the fire early in the season by Nagy and was awful from the beginning. He finished 30th among 31 QBs in EPA per drop back and threw more INTs (10) than TDs (7). He did have some encouraging moments, however, as he did post the 5th highest percentage of big time throws by PFF. The issue is that he didn't have a lot of talent around him and was behind a bad offensive line. The defense kept the team in games, and they finished 13th by DVOA. In the off season, needing to clean up salary cap space, the Bears traded OLB Khalil Mack and let DT Akiem Hicks walk in FA.

LUCK FACTOR For a team as bad as the Bears, they really weren't outwardly unlucky in many categories. They were middle of the pack in terms of injuries, .500 in one score games and actually finished top 10 in fumble recoveries. That does not bode very well for a team looking to improve on 2021.

SCHEDULE The Bears faced a tough schedule last season, 9th hardest, but are expected to play against the 7th easiest in 2022. Chicago does have a brutal stretch starting in week five when they travel to Minnesota, then come back home for a short week on Thursday Night Football against Washington before playing back-to-back road games, on Monday night in New England and at Dallas. Chicago is currently only expected to be favored in two games all season, week 3 at home against Houston and week 10 at home against Detroit.

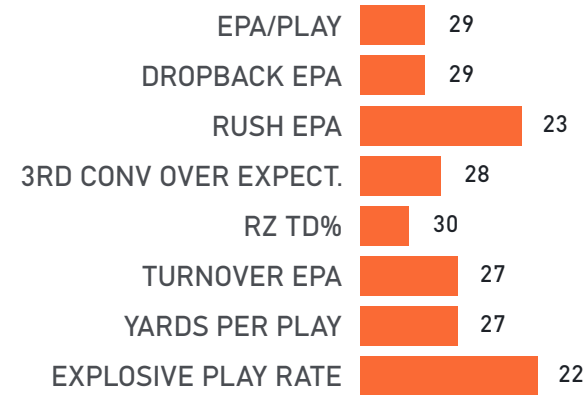
STRENGTHS Unfortunately, this entire Bears roster is so bad I am hard pressed to find many positives. The best thing you can say about this team is that Fields offers good mobility at QB to go along with RBs David Montgomery and Khalil Herbert. Montgomery is a steady, but unspectacular runner, and Herbert is actually an up and coming threat out of the backfield. Both finished top 20 among RBs in missed tackles forced per rush attempt.

WEAKNESSES The Bears offensive line allowed the highest adjusted sack rate in the NFL last season, at 9.5%. Some of that was on Fields holding on to the ball too long and trying to make a play but the line itself was pretty poor. The Bears did absolutely nothing in free agency to help the line and the only competent lineman last season was Guard James Daniels, but they let him walk in free agency!

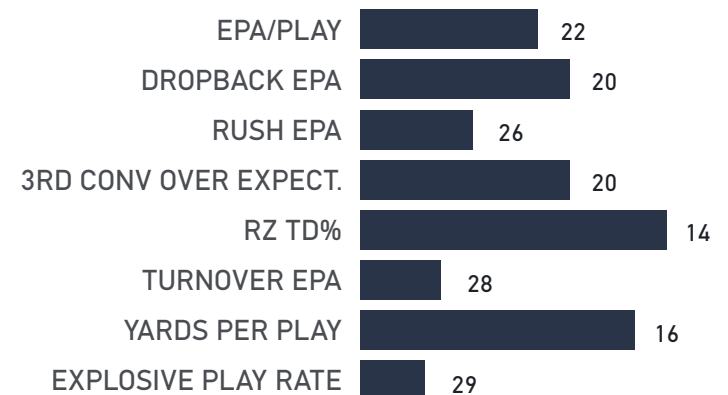
Not only is the offensive line one of the worst in the NFL but the WR room may be the absolutely worst in the NFL. They let veteran Allen Robinson leave in free agency and replaced him with the uninspiring Byron Pringle, who couldn't even succeed with Patrick Mahomes in KC. They had a chance to add young talent in the draft but instead decided to pick two defensive players with their first two picks. They finally drafted a WR in round three, but it was Velus Jones, a 25-year-old from Tennessee who didn't clear 280 yards until his 6th college season! Just ridiculous.

2022 OUTLOOK I knew the Bears were bad, but this exercise made me realize just how awful the roster truly is. It is complete malpractice what this franchise has chosen to surround Fields and they are currently about to waste a 2nd year of his rookie contract. This team will be lucky to even sniff the six wins from a year ago and may end up with the top pick in the draft.

OFFENSIVE ADVANCED METRICS RANK



DEFENSIVE ADVANCED METRICS RANK



OFFENSIVE LINE & DEFENSIVE LINE RANKS



LUCK FACTORS

FUMBLE REC%	INJURY LUCK	ONE SCORE GM WIN%	OPP FG%	WINS v PYTH EXP.
54.1% (9)	(13)	50% (12)	90% (26)	0.1 (13)

2021 SCHEDULE

2022 SCHEDULE

Week	Opponent	Result	Score	Opponent	Result	Score
1	@	L	14-34	1	v	(10.0)
2	v	W	20-17	2	@	(11.0)
3	@	L	6-26	3	v	(4.5)
4	v	W	24-14	4	@	(7.0)
5	@	W	20-9	5	@	(9.0)
6	v	L	14-24	6	v	(8.0)
7	@	L	3-38	7	@	(8.5)
8	v	L	22-33	8	@	(10.0)
9	@	L	27-29	9	v	(9.0)
11	v	L	13-16	10	v	(6.5)
12	@	W	16-14	11	@	(5.0)
13	v	L	22-33	12	@	(5.5)
14	@	L	30-45	13	v	(11.0)
15	v	L	9-17	15	v	(9.5)
16	@	W	25-24	16	v	(11.5)
17	v	W	29-3	17	@	(6.5)
18	@	L	17-31	18	v	(9.0)

(27/32) 0.524
AVG OPP WIN%

(7/32) (8.3)
AVG OPP VEGAS TOTAL

DEPTH CHART

	1	2
OFFENSE		
C	LUCAS PATRICK	DOUG KRAMER
FB	KHARI BLASINGAME	
LG	CODY WHITEHAIR	ZACHARY THOMAS
LT	BRAXTON JONES	JULIE'N DAVENPORT
LWR	BYRON PRINGLE	EQUANIMEOUS ST. BROWN
QB	JUSTIN FIELDS	TREVOR SIEMIAN
RB	DAVID MONTGOMERY	KHALIL HERBERT
RG	SAM MUSTIPHER	JATYRE CARTER
RT	LARRY BOROM	TEVEN JENKINS
RWR	DARNELL MOONEY	N'KEAL HARRY
SWR	VELUS JONES JR.	DAZZ NEWSOME
TE	COLE KMET	RYAN GRIFFIN
DEFENSE		
DT	JUSTIN JONES	MARIO EDWARDS JR.
FS	EDDIE JACKSON	DEANDRE HOUSTON-CARSON
LCB	JAYLON JOHNSON	LAMAR JACKSON
LDE	TREVIS GIPSON	DOMINIQUE ROBINSON
MLB	ROQUAN SMITH	NOAH DAWKINS
NB	THOMAS GRAHAM JR.	TAVON YOUNG
NT	ANGELO BLACKSON	KHYIRIS TONGA
RCB	KYLER GORDON	KINDLE VILDOR
RDE	ROBERT QUINN	AL-QUADIN MUHAMMAD
SLB	MATT ADAMS	CALEB JOHNSON
SS	JAQUAN BRISKER	DANE CRUIKSHANK
WLB	NICHOLAS MORROW	JACK SANBORN

PLAYERS ADDED

C	LUCAS PATRICK
DT	JUSTIN JONES
DT	MIKE PENNEL
LCB	BOPETE KEYES
LDE	AL-QUADIN MUHAMMAD
LTE	RYAN GRIFFIN
NB	TAVON YOUNG
RT	JULIEN DAVENPORT
RWR	TAJAE SHARPE
SLB	MATT ADAMS
SS	DANE CRUIKSHANK

PLAYERS LOST

DB	TASHAUN GIPSON
DE	BILAL NICHOLS
DT	EDDIE GOLDMAN
LB	ALEC OGLETREE
LWR	ALLEN ROBINSON
OL	JASON PETERS
QB	ANDY DALTON
RDE	AKIEM HICKS
RG	JAMES DANIELS
ROLB	KHALIL MACK
RT	GERMAIN IFEDI
RWR	MARQUISE GOODWIN

NFL DRAFT

R	#	POS	PLAYER	COLLEGE
2	39	CB	KYLER GORDON	WASHINGTON
2	48	SAF	JAQUAN BRISKER	PENN ST.
3	71	WR	VELUS JONES	TENNESSEE
5	168	OL	BRAXTON JONES	SOUTHERN UTAH
5	174	DE	DOMINIQUE ROBINSON	MIAMI (OH)
6	186	OL	ZACHARY THOMAS	SAN DIEGO ST.
6	203	RB	TRESTAN EBNER	BAYLOR
6	207	OL	DOUG KRAMER	ILLINOIS
7	226	OL	JATYRE CARTER	SOUTHERN CALIFORNIA
7	254	SAF	ELIJAH HICKS	NORTH CAROLINA ST.
7	255	P	TRENTON GILL	



CINCINNATI BENGALS

DIVISION 2021 RECORD 2022 VEGAS WIN TOTAL
AFC NORTH (10-7) (10)

GENERAL MANAGER
DUKE TOBIN

HEAD COACH
ZAC TAYLOR

OFFENSIVE COORDINATOR
BRIAN CALLAHAN

DEFENSIVE COORDINATOR
LOU ANARUMO

REVIEW & ANALYSIS

2021 SEASON REVIEW What a story book season for the Bengals, who came out of nowhere (pre season win total of 6.5 wins) to make the Super Bowl. QB Joe Burrow was phenomenal behind a bad OL and WR Ja'mar Chase posted one of the best rookie seasons ever from a WR. Burrow finished 2nd among QBs in EPA + CPOE, #1 in on-target throw percentage and #1 in yards per attempt. Chase finished top 10 in yards per route run and 4th in yards after the catch per reception. The defense was only 19th in DVOA but received great production from free agent signees DE Trey Hendrickson (20 total sacks), CB Chidobe Awuzie (74.5 PFF cover grade) and DT B.J. Hill. The cherry on top last year was the emergence of rookie K Evan McPherson, who made seemingly every clutch kick in the playoffs. He led the NFL with nine made kicks of over 50 yards.

LUCK FACTOR A year after suffering through a devastating Burrow season-ending injury, the Bengals were a very healthy team in 2021 (7th in adjusted games lost). The Bengals were one of the few teams to not suffer any sort of Covid-related breakout as well. As mentioned above, McPherson was awesome last year, and they faced opposing kickers who made the 2nd lowest FG % in the NFL at 74%.

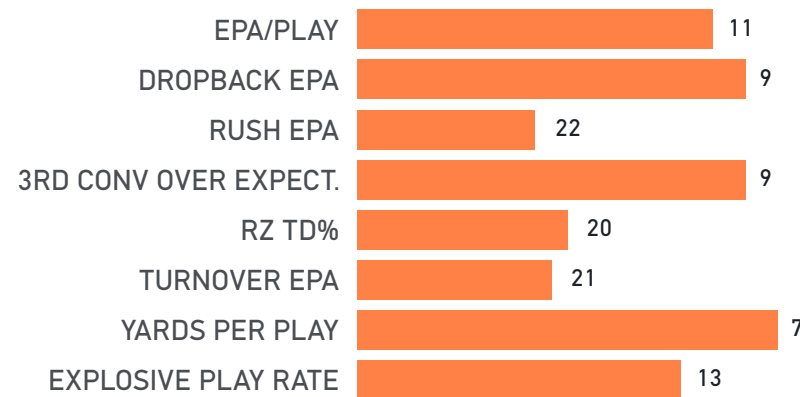
SCHEDULE In 2021, Cincinnati faced the 3rd easiest schedule in the NFL and this year it's expected to be the 10th toughest. That's the single largest change in schedule difficulty from 2021 to 2022. As great as Burrow was last year, the Bengals did face the 2nd easiest schedule of opposing pass defenses. That will completely flip this season as they are facing the single toughest set of opposing pass defenses based on last year's DVOA rankings. Burrow played six games against the bottom nine in DVOA pass defenses last year and none against the top six. This season, Burrow will face the top four pass defenses from last year. Last year, the Bengals also received the benefit of facing multiple backup QBs in Mike White, Josh Johnson, Drew Lock and Andy Dalton as well as Trevor Lawrence and two games against Ben Roethlisberger. That's six games against QBs that ranked 33rd or worse in EPA per drop back.

STRENGTHS The Bengals will continue to field an excellent passing game with Burrow and three legitimate trio of WRs in Chase, Tyler Boyd and Tee Higgins. They all have unique skill sets and complement each other very well. Both Higgins and Chase finished top 10 in yards per route and Higgins was actually the 4th best WR in the NFL according to DVOA metrics. The special teams is fantastic and finished 8th best in football outsiders special teams metric last season. McPherson truly is a unique weapon, following in the footsteps in the AFC North of Justin Tucker.

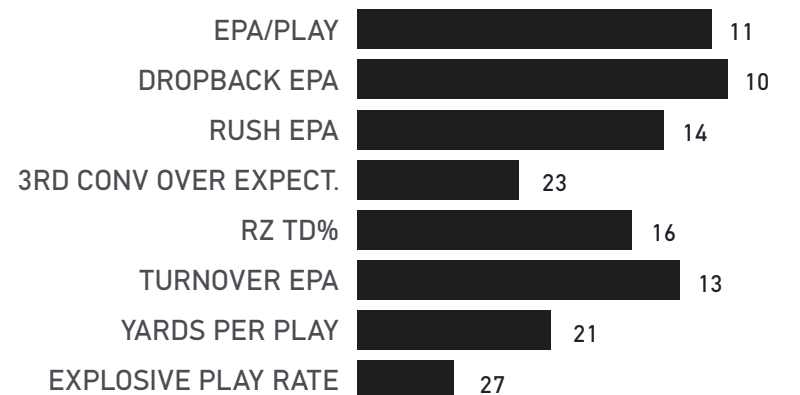
WEAKNESSES The biggest issue last season for the Bengals was along the OL. They ranked 27th in PFF's pass block metric and allowed a league high 55 sacks. Cincinnati really invested in reinforcements through free agency. Ted Karras is the new starter at C but posted a solid grade while playing mainly Guard in 2021. However, while a full time C in Miami in 2019 and 2020, he was graded out as a below average starter both years. Alex Cappa takes over at RG, by way of Tampa in FA. While not a star, Cappa has graded out as a top 25 Guard in back to back seasons. At RT, former Dallas mainstay La'el Collins will do his best to protect Burrow. After a top five graded 2019 campaign, he missed all of 2020, but came back last season and posted another top 15 season. Collins is a much better run blocker than pass blocker (28th in pass block grade in 2021), but is still a big improvement for the Bengals. History warns that spending in free agency has not always translated into performance as expected on the field so there is reason to be cautious.

2022 OUTLOOK So much went right for the Bengals last year and it's important to remember this same team lost to bad Jets and Bears teams while needing a last second FG to comeback and beat Jacksonville. The offense should be loaded again, especially with an improved OL, but history says the free agency spending on that OL isn't bulletproof. The defense overperformed their talent last year and they didn't suffer any significant injuries. Between a Super Bowl hangover, a step back in defensive performance and a much tougher schedule, I think the Bengals will need to fight to make the playoffs again. Five of the last seven Super Bowl losers went under their win total the next season with one push. Two of the last three missed the playoffs altogether.

OFFENSIVE ADVANCED METRICS RANK



DEFENSIVE ADVANCED METRICS RANK



OFFENSIVE LINE & DEFENSIVE LINE RANKS



LUCK FACTORS

FUMBLE REC%	INJURY LUCK	ONE SCORE GM WIN%	OPP FG%	WINS v PYTH EXP.
48.6% (19)	(7)	44% (18)	74% (2)	-0.5 (24)

2021 SCHEDULE 2022 SCHEDULE

Week	Opponent	Result	Score	Opponent	Result	Score
1	vs Vikings	W	27-24	1	vs Steelers	(7.0)
2	@ Browns	L	17-20	2	@ Cowboys	(10.0)
3	@ Steelers	W	24-10	3	@ Jets	(5.5)
4	vs Jaguars	W	24-21	4	vs Dolphins	(9.0)
5	vs Packers	L	22-25	5	@ Ravens	(9.5)
6	@ Lions	W	34-11	6	@ Saints	(8.0)
7	@ Ravens	W	41-17	7	vs Falcons	(5.0)
8	@ Jets	L	31-34	8	@ Browns	(9.5)
9	vs Browns	L	16-41	9	vs Panthers	(6.0)
11	@ Raiders	W	32-13	11	@ Steelers	(7.0)
12	vs Steelers	W	41-10	12	@ Titans	(9.0)
13	vs Panthers	L	22-41	13	vs Redskins	(10.5)
14	vs Patriots	L	23-26	14	vs Browns	(9.5)
15	@ Broncos	W	15-10	15	@ Redskins	(11.5)
16	vs Ravens	W	41-21	16	@ Patriots	(8.5)
17	vs Redskins	W	34-31	17	vs Dolphins	(11.5)
18	@ Browns	L	16-21	18	vs Ravens	(9.5)

(4/32) 0.472 (23/32) (8.6)
AVG OPP WIN% AVG OPP VEGAS TOTAL

DEPTH CHART

	1	2
OFFENSE		
C	TED KARRAS	TREY HILL
LG	JACKSON CARMAN	HAKEEM ADENIJI
LT	JONAH WILLIAMS	D'ANTE SMITH
LWR	TEE HIGGINS	STANLEY MORGAN
QB	JOE BURROW	BRANDON ALLEN
RB	JOE MIXON	SAMAJE PERINE
RG	ALEX CAPP	CORDELL VOLSON
RT	LA'EL COLLINS	ISAIAH PRINCE
RWR	JAMARR CHASE	MIKE THOMAS
SWR	TYLER BOYD	TRENT TAYLOR
TE	HAYDEN HURST	DREW SAMPLE
DEFENSE		
DT	B.J. HILL	ZACH CARTER
FS	JESSIE BATES III	BRANDON WILSON
LB	GERMAINE PRATT	AKEEM DAVIS-GAITHER
LB	LOGAN WILSON	MARKUS BAILEY
LCB	ELI APPLE	CAM TAYLOR-BRITT
LDE	SAM HUBBARD	CAM SAMPLE
NB	MIKE HILTON	DAX HILL
NT	DJ READER	JOSH TUPOU
RCB	CHIDOBE AWUZIE	TRE FLOWERS
RDE	TREY HENDRICKSON	JOSEPH OSSAI
SS	VONN BELL	TYCEN ANDERSON

PLAYERS ADDED


C	TED KARRAS
RG	ALEX CAPP
RT	LA'EL COLLINS
TE	HAYDEN HURST

PLAYERS LOST

C	TREY HOPKINS
CB	TRAE WAYNES
G	QUINTON SPAIN
G	XAVIER SU'A-FILO
LTE	C.J. UZOMAH
NT	LARRY OGUNJOBI
T	RILEY REIFF

NFL DRAFT

R	#	POS	PLAYER	COLLEGE
1	31	DB	DAXTON HILL	MICHIGAN
2	60	CB	CAM TAYLOR-BRITT	NEBRASKA
3	95	DE	ZACHARY CARTER	FLORIDA
4	136	T	CORDELL VOLSON	NORTH DAKOTA ST.
5	166	SAF	TYCEN ANDERSON	TOLEDO
7	252	OLB	JEFFREY GUNTER	COASTAL CAROLINA



CLEVELAND BROWNS

DIVISION 2021 RECORD 2022 VEGAS WIN TOTAL
AFC NORTH (8-9) (9.5)

GENERAL MANAGER
ANDREW BERRY

HEAD COACH
KEVIN STEFANSKI

OFFENSIVE COORDINATOR
ALEX VAN PELT

DEFENSIVE COORDINATOR
JOE WOODS

REVIEW & ANALYSIS

2021 SEASON REVIEW After major expectations, the Browns 8-9 record was a disappointment in 2021. Baker Mayfield struggled after posting the 8th best EPA per drop back in 2020. Baker followed that up with a season ranking 21st in EPA and 30th in PFF grade and the 3rd highest bad throw percentage in the NFL. His play was clearly effected by a shoulder injury in week two against the Texans. A fracture between Baker, the coaching staff and front office as the season went along turned out to be irreparable. The controversial trade was made for QB Deshaun Watson and the franchise awaits his pending suspension. The Browns defense was a positive from last year as it ranked 11th, according to DVOA.

LUCK FACTOR The Browns didn't catch many breaks last season. Opponents missed one FG all season against them, including 12/12 on attempts of over 42 yards. It didn't help that their FG unit was one of the worst in the NFL. Also, the Browns recovered 37% of total available fumbles, 4th lowest in the NFL. Cleveland was also an excellent team on both sides of the football on 1st and 2nd downs but were very poor when it mattered most. They ranked 3rd best in success rate on defense on early downs but 21st on 3rd downs and 29th on 4th downs. On offense, the Browns were 15th on early downs but 23rd on 3rd downs and 30th on 4th downs. You would expect these rankings on early down and late downs to converge.

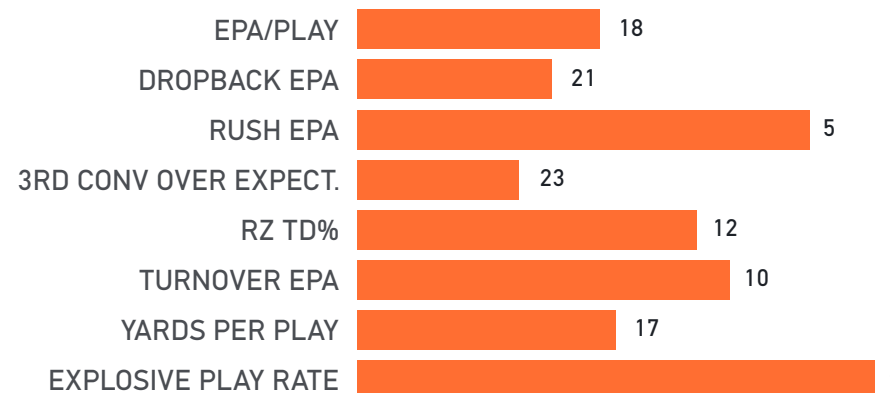
SCHEDULE The Browns finished with the 9th easiest schedule in the NFL last year and are expected to face the 8th easiest schedule again in 2022. They were unfortunate in having to face the loaded AFC West along with two other playoff teams in Arizona and New England, outside of their division. This year, they face the much easier NFC South along with Houston and Washington. Even if Watson misses the early part of the season, they are likely to be favored in each of their first four games (at CAR, vs Jets, vs Pitt, at ATL) with backup Jacoby Brissett.

STRENGTHS The Browns offense can always rely on their run game. They boast a likely top 10 offensive line along with a great 1-2-3 punch at RB with Nick Chubb, D'ernest Johnson and Kareem Hunt. Remarkably, all three finished inside the top six in yards after contact per attempt. After finishing 6th in adjusted line yards created in 2020 the OL finished #1 in the NFL last season. They did lose their excellent starting C in J.C. Tretter but 2020 5th round pick Nick Harris should step in nicely. In a limited sample last year, 68 snaps, Harris did not allow a single pressure. The Browns have quietly assembled a very good defense around DE Myles Garrett and a tremendous CB room. CB Denzel Ward was a top 20 coverage corner in back-to-back seasons while rookie Greg Newsome finished 29th by PFF last season. Newsome also posted the highest pass breakup per target (14%) among all first round CBs drafted since 2018. Add in 3rd round rookie Martin Emerson, and this Browns CB room is stacked. Ward was seemingly the only CB who was able to shut down Ja'marr Chase last season, holding him to 0 receptions and intercepting Joe Burrow twice on both attempts to Chase.

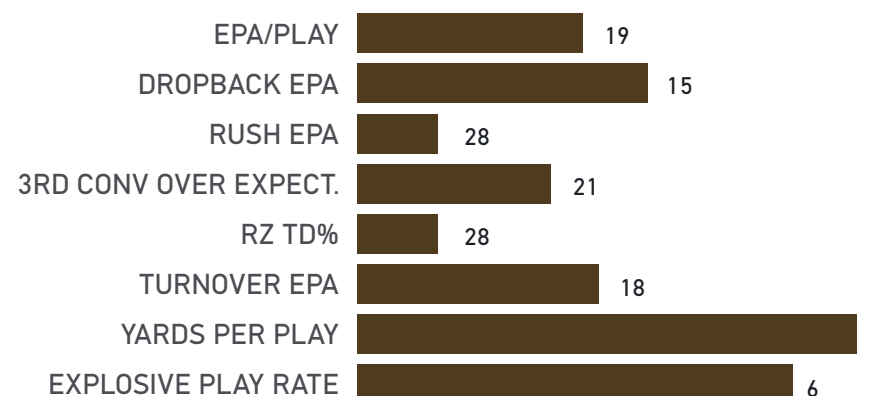
WEAKNESSES While the Browns are built around their running game, the WR corps has seen major turnover this off season. They let veteran WR Jarvis Landry walk in FA and are looking for WRs Amari Cooper and rookie 3rd round pick David Bell, to step up. Cooper's yards/route has decreased in back to back seasons but you'd expect him to post good numbers as the Browns top option. Bell posted a slow 40 yard dash at the combine, however, he does possess excellent hands and is a polished route runner. Donovan Peoples Jones has the ability to get down the field and was #1 among WRs in explosive pass reception rate. There is a chance this group performs well but it's clearly a big question mark. Where the Browns have been burned on defense is stopping the run. They finished last year 23rd in success rate and 28th in EPA per rush allowed. They did not do anything to improve the middle of that defense and frankly an analytically focused front office isn't as concerned with stopping the run.

2022 OUTLOOK The 2022 season will be 100% dictated by what happens with Watson. If he can play at least half the season, the Browns will certainly be playoff and Super Bowl contenders. If he misses a lot of time, Brissett will have to keep the team afloat. While I certainly wouldn't make the case that Brissett is a good QB, he has never had a chance to play with the supporting cast he has in Cleveland. He was graded as the 14th best QB by PFF and his receivers had the 3rd highest drop rate in the NFL. He will be playing behind a top 10 level OL and the best run game in the NFL. Here are the PFF pass block rankings of the teams where Brissett has taken over 200 snaps- 32nd, 23rd and 29th. The Browns have three RBs that ranked inside DVOAs top 12. Here are the DVOA RB ranks of the RBs behind Brissett in those three seasons- 46th, 18th and 23rd. The best case for the Browns is that Brissett plays at a league average starter level with this coaching staff calling plays.

OFFENSIVE ADVANCED METRICS RANK



DEFENSIVE ADVANCED METRICS RANK



OFFENSIVE LINE & DEFENSIVE LINE RANKS



LUCK FACTORS

FUMBLE REC%	INJURY LUCK	ONE SCORE GM WIN%	OPP FG%	WINS v PYTH EXP.
37.5% (29)	(18)	45% (17)	96% (32)	0.1 (14)

2021 SCHEDULE

2022 SCHEDULE

Week	Opponent	Score	Rank	Week	Opponent	Score	Rank
1	@ CIN	L 29-33		1	@ TEN	(6.0)	
2	v DAL	W 31-21		2	v JET	(5.5)	
3	v CLE	W 26-6		3	v PIT	(7.0)	
4	@ DEN	W 14-7		4	@ ATL	(5.0)	
5	@ LAC	L 42-47		5	v BAL	(10.0)	
6	v ARI	L 14-37		6	v WAS	(8.5)	
7	v HOU	W 17-14		7	@ IND	(9.5)	
8	v PIT	L 10-15		8	v TEN	(10.0)	
9	@ TEN	W 41-16		10	@ NYG	(9.0)	
10	@ WAS	L 7-45		11	@ BUF	(11.5)	
11	v MIN	W 13-10		12	v MIA	(11.5)	
12	@ BAL	L 10-16		13	@ DAL	(4.5)	
14	v IND	W 24-22		14	@ TEN	(10.0)	
15	v KC	L 14-16		15	v WAS	(9.5)	
16	@ CIN	L 22-24		16	v NO	(8.0)	
17	@ PIT	L 14-26		17	@ WVA	(8.0)	
18	v TEN	W 21-16		18	@ PIT	(7.0)	

(24/32) 0.514
AVG OPP WIN%

(8/32) (8.3)
AVG OPP VEGAS TOTAL

DEPTH CHART

	1	2
OFFENSE		
C	NICK HARRIS	ETHAN POCIC
FB	JOHNNY STANTON IV	
LG	JOEL BITONIO	MICHAEL DUNN
LT	JEDRICK WILLS JR.	CHRIS HUBBARD
LWR	DONOVAN PEOPLES-JONES	JAVON WIMS
QB	DESHAUN WATSON	JACOBY BRISSETT
RB	NICK CHUBB	KAREEM HUNT
RG	WYATT TELLER	BLAKE HANCE
RT	JACK CONKLIN	JAMES HUDSON III
RWR	AMARI COOPER	ANTHONY SCHWARTZ
SWR	DAVID BELL	JAKEEM GRANT SR.
TE	DAVID NJOKU	HARRISON BRYANT
DEFENSE		
FS	JOHN JOHNSON III	RICHARD LECOUNTE III
LCB	DENZEL WARD	MARTIN EMERSON JR.
LDE	MYLES GARRETT	ALEX WRIGHT
LDT	JORDAN ELLIOTT	PERRION WINFREY
MLB	ANTHONY WALKER JR.	JACOB PHILLIPS
NB	GREG NEWSOME II	HERB MILLER
RCB	GREEDY WILLIAMS	A.J. GREEN
RDE	JADEVEON CLOWNEY	CHASE WINOVICH
RDT	TAVEN BRYAN	TOMMY TOGIAI
SS	GRANT DELPIT	RONNIE HARRISON JR.
WLB	JEREMIAH OWUSU-KORAMOAH	SIONE TAKITAKI

PLAYERS ADDED


C	ETHAN POCIC
LOLB	DAKOTA ALLEN
PR	JAKEEM GRANT
QB	DESHAUN WATSON
QB	JACOBY BRISSETT
RDE	CHASE WINOVICH
RWR	AMARI COOPER

PLAYERS LOST

C	J.C. TRETTER
DT	MALIK JACKSON
LB	MALCOLM SMITH
LTE	AUSTIN HOOPER
MLB	ELIJAH LEE
NB	TROY HILL
NT	ANDREW BILLINGS
QB	CASE KEENUM
ROLB	PORTER GUSTIN
SLB	MACK WILSON
SWR	JARVIS LANDRY
WR	ODELL BECKHAM

NFL DRAFT

R	#	POS	PLAYER	COLLEGE
3	68	CB	MARTIN EMERSON	MISSISSIPPI ST.
3	78	DE	ALEX WRIGHT	ALA-BIRMINGHAM
3	99	WR	DAVID BELL	PURDUE
4	108	DT	PERRION WINFREY	OKLAHOMA
4	124	K	CADE YORK	LSU
5	156	RB	JEROME FORD	CINCINNATI
6	202	WR	MICHAEL WOODS	OKLAHOMA
7	223	DE	ISAIAH THOMAS	OKLAHOMA
7	246	OL	DAWSON DEATON	TEXAS TECH



DALLAS COWBOYS

DIVISION: **NFC EAST** | 2021 RECORD: **(12-5)** | 2022 VEGAS WIN TOTAL: **(10)**

GENERAL MANAGER
JERRY JONES

HEAD COACH
MIKE MCCARTHY

OFFENSIVE COORDINATOR
KELLEN MOORE

DEFENSIVE COORDINATOR
DAN QUINN

REVIEW & ANALYSIS

2021 SEASON REVIEW The Cowboys won the NFC East on the heels of a playmaking defense led by Micah Parsons rookie-leading 14 sacks and CB Trevon Diggs' league-leading 11 INTs. The Cowboys finished with the 2nd best point differential in the NFL, tops in the NFC, last season at +172 and was football outsiders best regular season team by DVOA. They ranked 7th in the NFL in EPA per play on offense and 3rd on defense. Unfortunately, the season ended in disappointment as QB Dak Prescott was tackled in play as the clock ran out in the wildcard game against the 49ers.

LUCK FACTOR After injuries ruined the 2020 season, Dallas had the 8th best luck when it came to injuries. They also finished 2nd in the NFL in fumble recovery percentage (64%) and led the NFL in EPA gained from forcing turnovers. They forced 34 turnovers on defense last year, most in the NFL.


SCHEDULE Dallas had one of the easiest schedules last year and once again they are expected to face one of the top 10 easiest schedules. When they won five of their final six games last season, they did so against Taysom Hill and a ravaged Saints team due to Covid, Giants backup QB Mike Glennon, Taylor Heinicke, a Washington roster coming off a major covid outbreak and against all of the Eagles backups in a meaningless week 18 game. The toughest stretch for the Cowboys this year comes immediately as they have to face Tampa and Cincinnati at home before two straight in division games against the Giants and Commanders followed by a back-to-back road stretch against the Rams and Eagles.

STRENGTHS Following a tough 2020 dealing with a multitude of injuries, the Cowboys OL once again performed at an elite level last season (2nd best PFF OL pass block efficiency ranking). They should be really good once again and rookie first round pick Tyler Smith from Tulsa, should step right in at Guard. Although Ezekiel Elliot has been slowly regressing (5th straight year of decreasing yards per game), Tony Pollard and his 5.5 ypc has helped produce a good 1-2 punch. And of course, Dak Prescott is on the edge of being an elite QB but should continue to produce at a high level for this offense. Defensively, this team can get pressure on the QB in a big way. Parsons went from a LB to providing elite pressure off the edge, leading all NFL defenders in pressure rate at nearly 22%. DE Demarcus Lawrence was top 20 in pressure rate as well.

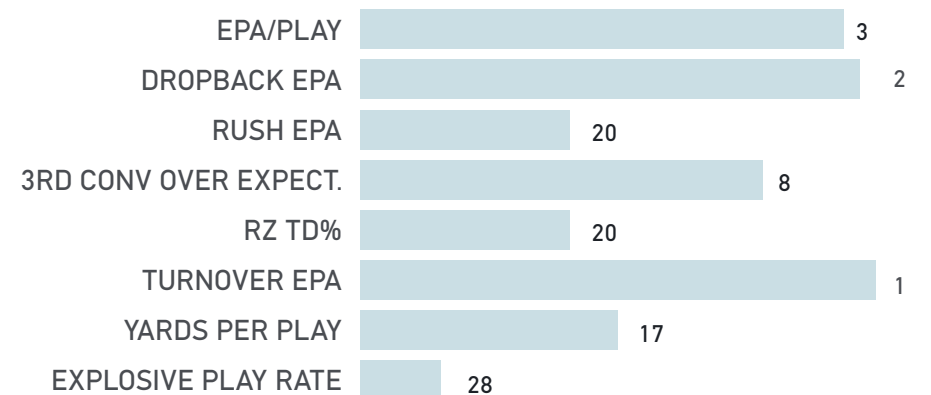
WEAKNESSES The WR corps went from one of the best in the NFL last season, with four high quality WRs- Cee Dee Lamb, Amari Cooper, Michael Gallup and Cedrick Wilson, to one with a ton of questions. Lamb is the clear #1 WR but behind him is a bunch of uncertainty. Gallup is not likely to start the season as he recovers from a torn ACL and 3rd round rookie WR Jalen Tolbert will have to step up along with James Washington, who came over from Pittsburgh. Tolbert is an intriguing longshot rookie of the year considering the potential opportunities and excellent offense/QB in place.

2022 OUTLOOK Dallas is perennially overvalued in the media and the betting market. I do think the 12-5 season was a bit of a mirage due to all the game changing turnovers this defense created throughout the season and getting to face a myriad of bad QBs and a bunch of backups late in the season. 67 of their league-leading +172-point differential came in the week 18 against Eagles backups and a battered Washington team off a short week and nearly half their starters coming back from covid. And they lost their most reliable WR in Cooper, Gallup will likely not start right away, Collins is gone at RT, and they lose Randy Gregory and his six sacks (2nd on the team). Dallas has the makings of a disappointing team, in a better division than people think, that will have to battle tooth and nail just to make the playoffs.

OFFENSIVE ADVANCED METRICS RANK



DEFENSIVE ADVANCED METRICS RANK



OFFENSIVE LINE & DEFENSIVE LINE RANKS



LUCK FACTORS

FUMBLE REC%	INJURY LUCK	ONE SCORE GM WIN%	OPP FG%	WINS v PYTH EXP.
64.1% (2)	(8)	63% (8)	83% (12)	-0.2 (19)

2021 SCHEDULE

2022 SCHEDULE

Week	Opponent	Result	Score	Week	Opponent	Score
1	@	L	29-31	1	v	(11.5)
2	@	W	20-17	2	v	(10.0)
3	v	W	41-21	3	@	(7.0)
4	v	W	36-28	4	v	(8.0)
5	v	W	44-20	5	@	(10.5)
6	@	W	35-29	6	@	(9.5)
8	@	W	20-16	7	v	(6.5)
9	v	L	16-30	8	v	(6.5)
10	v	W	43-3	10	@	(11.0)
11	@	L	9-19	11	@	(9.0)
12	v	L	33-36	12	v	(7.0)
13	@	W	27-17	13	v	(10.0)
14	@	W	27-20	14	v	(4.5)
15	@	W	21-6	15	@	(6.5)
16	v	W	56-14	16	v	(9.5)
17	v	L	22-25	17	@	(9.0)
18	@	W	51-26	18	@	(8.0)

(12/32) 0.488
AVG OPP WIN%

(13/32) (8.5)
AVG OPP VEGAS TOTAL

DEPTH CHART

	1	2
OFFENSE		
C	TYLER BIADASZ	MATT FARNIOK
FB	RYAN NALL	NICK RALSTON
LG	TYLER SMITH	BRAYLON JONES
LT	TYRON SMITH	MATT WALETZKO
LWR	MICHAEL GALLUP	SIMI FEHOKO
QB	DAK PRESCOTT	COOPER RUSH
RB	EZEKIEL ELLIOTT	TONY POLLARD
RG	ZACK MARTIN	CONNOR MCGOVERN
RT	TERENCE STEELE	JOSH BALL
RWR	CEEDEE LAMB	JALEN TOLBERT
SWR	JAMES WASHINGTON	NOAH BROWN
TE	DALTON SCHULTZ	SEAN MCKEON
DEFENSE		
DT	OSA ODIGHIZUWA	TRYSTEN HILL
FS	MALIK HOOKER	ISRAEL MUKUAMU
LCB	ANTHONY BROWN	KELVIN JOSEPH
LDE	DEMARCUS LAWRENCE	DANTE FOWLER JR.
MLB	MICAH PARSONS	LUKE GIFFORD
NB	JOURDAN LEWIS	ANTHONY BROWN
NT	NEVILLE GALLIMORE	JOHN RIDGEWAY
RCB	TREVON DIGGS	NAHSHON WRIGHT
RDE	DORANCE ARMSTRONG	SAM WILLIAMS
SS	JAYRON KEARSE	DONOVAN WILSON
WLB	LEIGHTON VANDER ESCH	JABRIL COX

PLAYERS ADDED

RDE	DANTE FOWLER
SWR	JAMES WASHINGTON

PLAYERS LOST

C	CONNOR WILLIAMS
FS	DAMONTAE KAZEE
LB	JAYLON SMITH
ROLB	RANDY GREGORY
RT	LA'EL COLLINS
RWR	AMARI COOPER
SS	KEANU NEAL
SWR	CEDRICK WILSON

NFL DRAFT

R	#	POS	PLAYER	COLLEGE
1	24	OL	TYLER SMITH	TULSA
2	56	DE	SAM WILLIAMS	MISSISSIPPI
3	88	WR	JALEN TOLBERT	SOUTH ALABAMA
4	129	TE	JAKE FERGUSON	WISCONSIN
5	155	OL	MATT WALETZKO	NORTH DAKOTA
5	167	DB	DARON BLAND	FRESNO ST.
5	176	LB	DAMONE CLARK	LSU
5	178	DT	JOHN RIDGEWAY	ARKANSAS
6	193	LB	DEVIN HARPER	OKLAHOMA ST.



DENVER BRONCOS

DIVISION 2021 RECORD 2022 VEGAS WIN TOTAL
AFC WEST (7-10) (10)

GENERAL MANAGER
GEORGE PATON

HEAD COACH
NATHANIEL HACKETT

OFFENSIVE COORDINATOR
JUSTIN OUTTEN

DEFENSIVE COORDINATOR
EJIRO EVERO

REVIEW & ANALYSIS

2021 SEASON REVIEW The Broncos came in 2021 as a potential sleeper based on a ready-made roster outside of the most important position. They passed on Justin Fields and Mac Jones in the draft and instead they rolled into the season with Teddy Bridgewater and Drew Lock at QB. Teddy was actually pretty solid (9th in EPA per drop back) and they were 7-6 with him as a starter. The season collapsed after his injury and the Broncos finished 0-4 with Lock under center. The defense was ok, finishing 20th in DVOA, and they traded Von Miller mid-season. They just needed to solve for that QB who can get the ball down field and win games on his own. Enter Russell Wilson.

LUCK FACTOR One season after suffering the 7th worst injury luck in the NFL, the Broncos finished with the 5th toughest injury luck in 2021. The team finished 7-10 with a +13-point differential and they won six games by 10 or more points. In fact, based on their point differential, they underperformed their win total by nearly two games. They were also 1-5 (17%) in one score games and are now 17-27 in close games in the last six seasons. 81 teams since 1990 have posted a winning percentage of 20% or worse in one score games and the next season those teams, in aggregate, more than doubled their close game win percentage to 45%. Also, Denver was unlucky in recovering fumbles, as they recovered the sixth lowest percentage in the NFL. In fact, Denver participated in three of the four single largest EPA losses due to fumbles all season. Two of them involved Melvin Gordon fumbling inside an opponents' 20-yard line (week 10 vs PHI and week 18 vs KC), which were recovered and returned the other way for TDs by the defense.

SCHEDULE Denver goes from facing the 4th easiest schedule in the NFL last season to the 16th most difficult this year. Their out of division schedule has some difficulties but it isn't horrible. It's having to face KC, LA and LV six times which automatically increases the difficulty level. The final six game stretch of @ BAL, vs KC, vs ARI, @ Rams, @ KC, vs Chargers is utterly frightful.

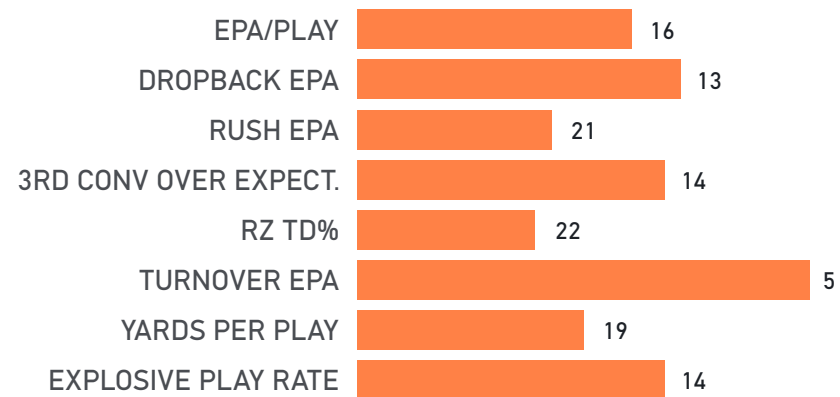
STRENGTHS The offense with Wilson getting to throw to four high quality WRs in Jerry Jeudy, Courtland Sutton, Tim Patrick and K.J. Hamler and a nice 1-2 punch at RB with Javonte Williams and Melvin Gordon, should excite Bronco fans. Williams had an excellent rookie season and led all NFL RBs in missed tackles forced per attempt. Gordon wasn't shabby either, finishing 9th. Prior to his thumb injury, Wilson ranked 17th in EPA per drop back. He really struggled in the six games immediately following his return but then finished the season on a roll and was 7th among QBs in the final three weeks. It's hard to know how much the injury hurt him last year but it's fairly clear that he returned too soon.

After adding DE Randy Gregory and DT D.J. Jones in free agency, the Broncos sport an underrated front four. Gregory and incumbent Dre'mont Jones ranked top 25 in pressure rate, while D.J. Jones graded as PFFs 18th ranked DT last season. If former top 10 pick, OLB Bradley Chubb, can recover from a series of injuries and perform up to his rookie season, this Broncos defense will be excellent.

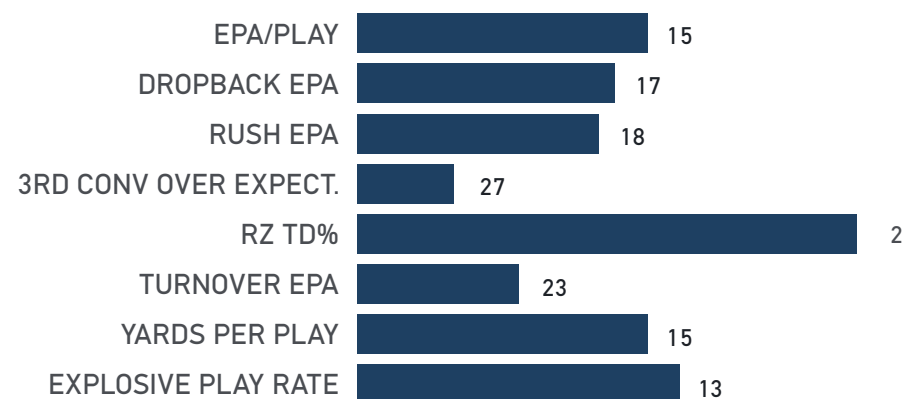
WEAKNESSES The CB position is a bit of a question for this defense. They signed veteran K'waun Williams from the Niners, but he is strictly a slot CB and has seen his production drop in back-to-back seasons (PFF cover grade has dropped from 77 in 2019 to 64 in 2020 and 60 last season). At age 31, it remains to be seen if he has any juice left. 2nd year man Patrick Surtain II steps into the lead CB role but the #2 outside CB spot is currently likely to be filled by veteran Ronald Darby. He has posted two seasons of sub 59 coverage grade in the last three.

2022 OUTLOOK The Broncos already had a good roster and were this close from making the playoffs last season with Teddy Bridgewater at QB. With Wilson now entrenched and the hope for a healthier season from the rest of the roster, the Broncos are talented enough to get to a Super Bowl. It's a very tough division and conference so they will be tested. I tend to favor the Chiefs and Chargers ahead of them in the AFC West, but nothing would surprise me.

OFFENSIVE ADVANCED METRICS RANK



DEFENSIVE ADVANCED METRICS RANK



OFFENSIVE LINE & DEFENSIVE LINE RANKS



LUCK FACTORS

FUMBLE REC%	INJURY LUCK	ONE SCORE GM WIN%	OPP FG%	WINS v PYTH EXP.
40% (27)	(28)	17% (30)	77% (4)	-1.9 (29)

2021 SCHEDULE

2022 SCHEDULE

Week	Opponent	Result	Score
1	@ NY	W	27-13
2	@ JAC	W	23-13
3	v JET	W	26-0
4	v BAL	L	7-23
5	@ PIT	L	19-27
6	v KC	L	24-34
7	@ CIN	L	14-17
8	v W	W	17-10
9	@ DAL	W	30-16
10	v ARI	L	13-30
12	v CAR	W	28-13
13	@ TEN	L	9-22
14	v DEN	W	38-10
15	v CIN	L	10-15
16	@ KC	L	13-17
17	@ JET	L	13-34
18	v TEN	L	24-28

(11/32) 0.484
AVG OPP WIN%

(17/32) (8.4)
AVG OPP VEGAS TOTAL

DEPTH CHART

	1	2
OFFENSE		
C	LLOYD CUSHENBERRY III	GRAHAM GLASGOW
FB	ANDREW BECK	
LG	DALTON RISNER	BEN BRADEN
LT	GARETT BOLLES	CALVIN ANDERSON
LWR	COURTLAND SUTTON	SETH WILLIAMS
QB	RUSSELL WILSON	JOSH JOHNSON
RB	JAVONTE WILLIAMS	MELVIN GORDON III
RG	QUINN MEINERZ	NETANE MUTI
RT	BILLY TURNER	TOM COMPTON
RWR	TIM PATRICK	KENDALL HINTON
SWR	JERRY JEUDY	KJ HAMLER
TE	ALBERT OKWUEGBUNAM	GREG DULCICH
DEFENSE		
DE	DRE'MONT JONES	EYIOMA UWAZURIKE
DE	D.J. JONES	DESHAWN WILLIAMS
FS	JUSTIN SIMMONS	CADEN STERNS
ILB	JOSEY JEWELL	JUSTIN STRNAD
ILB	JONAS GRIFFITH	ALEX SINGLETON
LCB	PAT SURTAIN II	MICHAEL OJEMUDIA
NB	K'WAUN WILLIAMS	DAMARRI MATHIS
NT	MIKE PURCELL	MCTELVIN AGIM
RCB	RONALD DARBY	BLESS AUSTIN
SLB	BRADLEY CHUBB	NIK BONITTO
SS	KAREEM JACKSON	DELARRIN TURNER-YELL
WLB	RANDY GREGORY	MALIK REED

PLAYERS ADDED

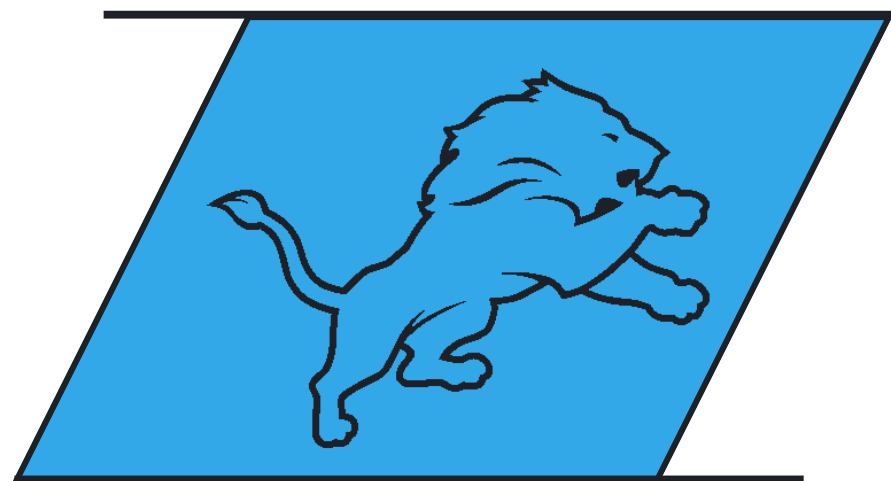
FS	J.R. REED
LDE	D.J. JONES
LILB	ALEX SINGLETON
NB	K'WAUN WILLIAMS
QB	RUSSELL WILSON
ROLB	RANDY GREGORY
RT	BILLY TURNER
RT	TOM COMPTON

PLAYERS LOST

C	AUSTIN SCHLOTTMANN
DE	SHELBY HARRIS
LB	A.J. JOHNSON
MLB	KENNY YOUNG
NB	BRYCE CALLAHAN
NB	KYLE FULLER
QB	TEDDY BRIDGEWATER
RDE	VON MILLER
T	BOBBY MASSIE
T	CAMERON FLEMING
TE	NOAH FANT

NFL DRAFT

R	#	POS	PLAYER	COLLEGE
2	64	OLB	NIK BONITTO	OKLAHOMA
3	80	TE	GREG DULCICH	UCLA
4	115	DB	DAMARRI MATHIS	PITTSBURGH
4	116	DE	EYIOMA UWAZURIKE	IOWA ST.
5	152	SAF	DELARRIN TURNER-YELL	OKLAHOMA
5	162	WR	MONTRELL WASHINGTON	SAMFORD
5	171	OL	LUKE WATTENBERG	WASHINGTON
6	206	DE	MATT HENNINGSEN	WISCONSIN
7	232	CB	FAION HICKS	WISCONSIN



DETROIT LIONS

DIVISION 2021 RECORD 2022 VEGAS WIN TOTAL
NFC NORTH (3-13-1) (6.5)

GENERAL MANAGER
BRAD HOLMES

HEAD COACH
DAN CAMPBELL

OFFENSIVE COORDINATOR
BEN JOHNSON

DEFENSIVE COORDINATOR
AARON GLENN

REVIEW & ANALYSIS

2021 SEASON REVIEW The Lions finished 2021 at 3-13-1 and tied for the franchise's worst point differential (-142) since 2010. Last year was expected to be rough as they started their rebuild. The good news was that the team played very hard for limb-biting head coach Dan Campbell. In fact, although the Lions only won three games they finished 3rd in the NFL in record against the spread, by covering 11 of 17 games. They were the only sub .500 team to cover more than 53% of their games. Led by QB Jared Goff, the offense struggled to a 29th ranked DVOA offense and could only muster more than 19 points five times all season. The defense gave up 28 ppg, 2nd most in the NFL, and finished 29th in DVOA.

LUCK FACTOR Detroit really struggled to win the close games and finished only 2-6. Who could forget Justin Tucker making that 66-yard FG to beat Detroit as time expired in week three? That was the first of a league-tying three times that the Lions lost at the buzzer last season. Because they lost so many close games, the Lions ended up winning 1.56 less games than expected. Not only did they perform poorly in close games, but they were the worst team on offense versus expectations on 3rd downs and 4th worst on defense. They also finished with the 3rd worst injury luck. They were decimated with a Covid outbreak late in the season and lost key players all over the roster. Their best two best OL, LT Taylor Decker and C Frank Ragnow, missed 21 total games while their two best defenders, DE Romeo Okwara and DE Trey Flowers missed 23 games.

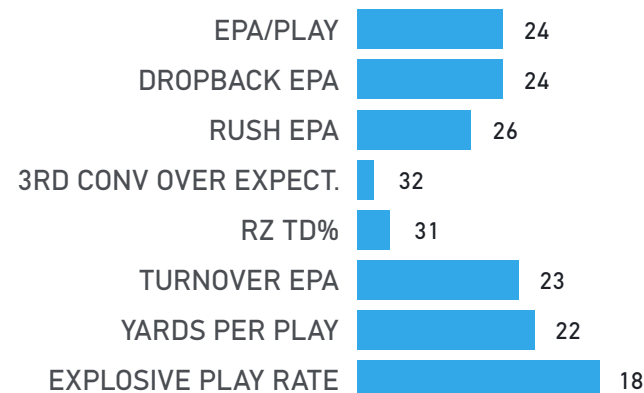
SCHEDULE There is a bright light of hope when looking at the 2022 schedule. Detroit faced the 5th toughest schedule last season, and it will flip to the 5th easiest in 2022. They get to face 10 teams who finished under .500 last season, including the Panthers, Seahawks and Jags. It should be noted that we need to be careful with some of those road games late in the season. Starting in mid-November, the Lions will face four definite cold weather venues in New York twice along with Chicago and Green Bay, when Jared Goff is your QB it could be a problem. When Goff has played in cold weather in his career, his team has only averaged 18 ppg, they've won 33% of their games, his completion percentage drops to under 50% and his turnovers increase by almost 4x.

STRENGTHS After spending a top ten pick on RT Penei Sewell in 2021, the Lions now have three first round picks on their offensive line, to go with Decker and Ragnow. Because of injuries, the starting OL didn't play a single game together as a unit. Despite this, the Lions OL still finished as a league average unit. Ragnow has been graded by PFF as a top six Center for three straight seasons, Decker a top 10 pass blocking Tackle for two straight and Sewell was an elite run blocker in his rookie season. When healthy, this is a top 5 OL unit in the NFL. Amon Ra St-Brown, a 2021 fourth-round rookie, had an excellent rookie season at WR and looks to be a cornerstone for this offense. Over the final six games he averaged 8.6 receptions, 11.4 targets, and 90.2 receiving yards. Detroit also added to this unit by signing FA D.J. Chark and used the 12th pick of the draft on electric WR Jameson Williams of Alabama. Chark has been hampered by numerous injuries and lots of drops but as he proved in his 2nd season (73-1,008-8 TD), he is talented. Williams, who is coming off a torn ACL in the National Championship, could be a future star. He is not likely to start the season but could be an important factor come mid-season. In addition to the WR group, TE T.J. Hockenson has now produced back-to-back 60+ reception seasons for Detroit.

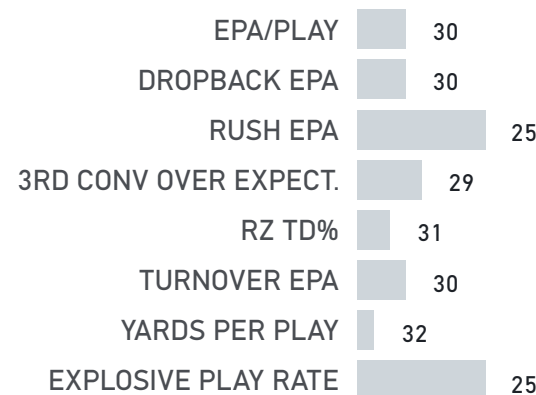
WEAKNESSES The Lions are a mess in the secondary as they finished bottom eight in DVOA against the pass for the fourth straight season. They also gave up the third highest rate of explosive pass plays in the NFL last season. After having a terrible rookie season, CB Jeffrey Okudah followed that up by tearing his achilles in Week 1 last season. Not a single member of the Lions secondary earned a PFF grade above 70. Their only addition to the CB room was the signing of FA Mike Hughes away from KC. He is coming off the best season of his career, where he finished 10th among all NFL CBs in PFF coverage grade. This was a complete outlier compared to the rest of his career and he will have to prove that it was not a fluke.

2022 OUTLOOK Following the 2021 season where the Lions showed the world how hard they are going to play for Campbell, there is a lot of optimism that 2022. After adding Williams at WR and #2 pick DE Aiden Hutchinson to the defense, the Lions are starting to build something. Unfortunately, they are likely to be held back by Jared Goff and a still rebuilding defense. They are likely to be feisty again, but it is going to be difficult to string together many wins. I think there is some value in the Lions at longshot futures to make the playoffs or Campbell to win coach of the year. It's still the Lions and the defense has many issues, but this will be a fun team to watch ascend in 2022.

OFFENSIVE ADVANCED METRICS RANK



DEFENSIVE ADVANCED METRICS RANK



OFFENSIVE LINE & DEFENSIVE LINE RANKS



LUCK FACTORS

FUMBLE REC%	INJURY LUCK	ONE SCORE GM WIN%	OPP FG%	WINS v PYTH EXP.
50% (16)	(30)	25% (28)	88% (21)	-1.6 (27)

2021 SCHEDULE

2022 SCHEDULE

Week	Opponent	Score	Result	Opponent	Score	Result
1	vs SF	L 33-41	L	vs PHI	(9.5)	L
2	@ CIN	L 17-35	L	vs WASH	(8.0)	L
3	vs BAL	L 17-19	L	@ DEN	(9.0)	L
4	@ CLE	L 14-24	L	vs SEA	(5.5)	L
5	@ MIN	L 17-19	L	@ WAS	(8.5)	L
6	vs PIT	L 11-34	L	@ DAL	(10.0)	L
7	@ IND	L 19-28	L	vs NYG	(9.0)	L
8	vs NYJ	L 6-44	L	vs CIN	(11.0)	L
10	@ PIT	T 16-16	T	@ CLE	(6.5)	L
11	@ DEN	L 10-13	L	@ NYJ	(7.0)	L
12	vs CLE	L 14-16	L	vs BUF	(11.5)	L
13	vs DEN	W 29-27	W	vs JAX	(6.5)	L
14	@ DEN	L 10-38	L	vs DEN	(9.0)	L
15	vs ARI	W 30-12	W	@ NYG	(5.5)	L
16	@ WAS	L 16-20	L	@ WAS	(6.0)	L
17	@ DEN	L 29-51	L	vs CLE	(6.5)	L
18	vs CIN	W 37-30	W	@ CIN	(11.0)	L

(28/32) 0.528
AVG OPP WIN%

(5/32) (8.2)
AVG OPP VEGAS TOTAL

DEPTH CHART

	1	2
OFFENSE		
C	FRANK RAGNOW	EVAN BROWN
FB	JASON CABINDA	
LG	JONAH JACKSON	LOGAN STENBERG
LT	TAYLOR DECKER	DAN SKIPPER
LWR	DJ CHARK	QUINTEZ CEPHUS
QB	JARED GOFF	TIM BOYLE
RB	D'ANDRE SWIFT	JAMAAL WILLIAMS
RG	HALAPOULIVAATI VAITAI	TOMMY KRAEMER
RT	PENEI SEWELL	MATT NELSON
RWR	JAMESON WILLIAMS	JOSH REYNOLDS
SWR	AMON-RA ST. BROWN	KALIF RAYMOND
TE	T.J. HOCKENSON	BROCK WRIGHT
DEFENSE		
DE	CHARLES HARRIS	ROMEO OKWARA
DE	AIDAN HUTCHINSON	JULIAN OKWARA
DT	MICHAEL BROCKERS	LEVI ONWUZURIKE
FS	TRACY WALKER III	IFEATU MELIFONWU
LCB	JEFF OKUDAH	WILL HARRIS
MLB	ALEX ANZALONE	MALCOLM RODRIGUEZ
NB	MIKE HUGHES	AJ PARKER
NT	ALIM MCNEILL	JASHON CORNELL
RCB	AMANI ORUWARIYE	JERRY JACOBS
SS	DESHON ELLIOTT	KERBY JOSEPH
WLB	CHRIS BOARD	DERRICK BARNES

PLAYERS ADDED

LWR	DJ CHARK
NB	MIKE HUGHES
SS	DESHON ELLIOTT

PLAYERS LOST

CB	SAIVION SMITH
DB	BOBBY PRICE
DE	NICHOLAS WILLIAMS
FS	DEAN MARLOWE
LB	AUSTIN BRYANT
LB	JAMIE COLLINS
LB	TREY FLOWERS
SLB	JALEN REEVES-MAYBIN
TE	JARED PINKNEY
WR	TYRELL WILLIAMS

NFL DRAFT

R	#	POS	PLAYER	COLLEGE
1	2	DE	AIDAN HUTCHINSON	MICHIGAN
1	12	WR	JAMESON WILLIAMS	ALABAMA
2	46	DE	JOSH PASCHAL	KENTUCKY
3	97	DB	KERBY JOSEPH	ILLINOIS
5	177	TE	JAMES MITCHELL	VIRGINIA TECH
6	188	LB	MALCOLM RODRIGUEZ	OKLAHOMA ST.
6	217	LB	JAMES HOUSTON	JACKSON ST.
7	237	DB	CHASE LUCAS	ARIZONA ST.



GREEN BAY PACKERS

DIVISION 2021 RECORD 2022 VEGAS WIN TOTAL
NFC NORTH (13-4) (11)

GENERAL MANAGER
BRIAN GUTEKUNST

HEAD COACH
MATT LAFLEUR

OFFENSIVE COORDINATOR
ADAM STENAVICH

DEFENSIVE COORDINATOR
JOE BARRY

REVIEW & ANALYSIS

2021 SEASON REVIEW The Packers finished with the best record in the NFL, at 13-4, while winning the NFC North for a third straight season. Aaron Rodgers was the fifth player in NFL history to win back-to-back MVPs. Interestingly, the Packers posted the second lowest point differential for a division winner last season, behind the Titans, at +79. The Packers inability to pull away from teams cost them in the divisional playoff loss to the 49ers. The offense that had scored 24 or more points in five straight games prior to the Playoffs, could only muster 58 yards in the 2nd half. The special teams were a gigantic problem all season (32nd in DVOA special teams) and it reared its ugly head in the Playoff loss as well. Mason Crosby had a 39-yard FG blocked prior to the half and as the snow was falling late in the 4th quarter, P Corey Bojorquez had his punt blocked and returned for the game winning TD. That ended the season and subsequently Rodgers ended up re-signing to a massive contract but, to the surprise of most, WR Davante Adams was traded to the Raiders for first and second round picks.

LUCK FACTOR Maybe we should have seen the playoff loss coming from miles away. The Packers overachieved in 2021, and based on point differential, won 2.5 more games than expected. They also had the 6th best win percentage in one score games, but this is nothing new to the Packers. They are now 18-6 in close games over the last three seasons, the best win percentage in the NFL. They also had the 8th best fumble recovery percentage and lost the lowest amount of EPA due to turnovers on offense. Sometimes it's just luck, but the ability of Rodgers to minimize turnovers and drive the team down the field in a short amount of time when needed, is a big reason why they continue to win these close games.

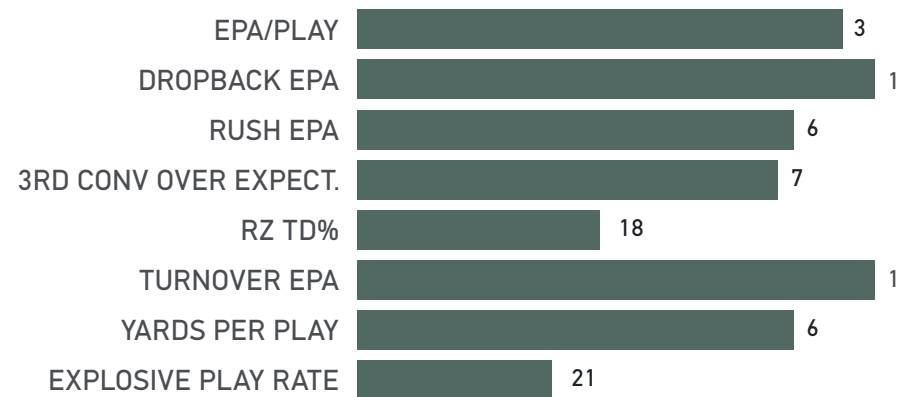
SCHEDULE The Packers schedule falls near the middle of the NFL this season, just as it did in 2021. As usual with the Packers, playing at home late in the year could be a big advantage on the frozen tundra. They get a warm weather team (LA Rams on MNF) and two dome teams (Lions and Vikings) at home in the final four weeks of the season. One thing to note, is that the Packers will have the least amount of net rest in the NFL, at -12 days. Green Bay must face both Buffalo and Dallas off of their bye weeks. They are one of three teams who face two teams off a bye.

STRENGTHS This Packer offense has been elite since HC Matt LaFleur took the job in 2019. Since 2019, Rodgers owns the highest EPA per drop back among QBs, at +0.307, and the Packers offense has finished 8th, 1st, and 2nd in DVOA. LaFleur has also done an excellent job in play calling. In 2021, they threw the ball at a rate that was 4% above expectations and he has gone for it on 4th downs when he is supposed to go for it at the 3rd highest rate in the NFL since 2019 (rbsdm.com). LaFleur has a Hall of Fame QB, and he treats him as such. It also helps that the Packers possess two high quality RBs in Aaron Jones and A.J. Dillon to go with a top 10 offensive line. That OL finished 7th in pass block efficiency last year while expecting the return to health of stud LT David Bakhtiari. The defense also has a chance to be really good in 2022. After ranking 15th or worse in defensive DVOA in each of the last three seasons, the Packers used both number one picks this season on Georgia Bulldog defensive players, LB Quay Walker and DL Devonte Wyatt. They will be added to a defense that boasts four defenders ranked inside PFF's top 15, within their position group, in LB De'Vondre Campbell, DE Rashan Gary, DE Preston Smith, and DT Kenny Clark. They also get back their elite CB, Jaire Alexander, who missed 13 games due to injury and was PFF's #1 graded CB in 2020.

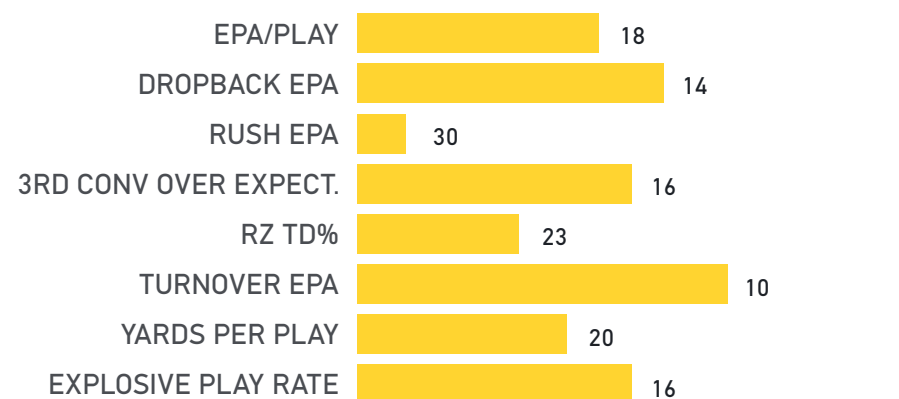
WEAKNESSES The most glaring weakness for the Packers is their WR group. Adams has accounted for 31% of Rodgers' total passing yards since 2018 and he leads all NFL WRs in targets, receptions, yards and TDs during that stretch as well. Losing Adams will be a blow for sure, but in the seven games Adams has missed since 2019, Green Bay has averaged 31.5 ppg. That's still a small sample and defenses can now gameplan much better than for when he would miss random games. In addition, the Packers lost deep threat Marquez Valdez-Scantling as well. They will look to replace both WRs with a committee of Sammy Watkins, Allen Lazard, Randall Cobb and 2nd round rookie Christian Watson. The rookie from North Dakota State has electric speed and athletic traits but is still very raw when it comes to route running.

2022 OUTLOOK It's easy to look at the weak WR group and the overachieving 2021 season as reasons to fade the Packers. But Rodgers continually adapts, and they will have all off season to maximize the weapons they do have. Expect a bit more two RB backfields with Jones likely playing a larger receiving role. This defense could end up carrying the Packers for the first part of the season and make up for a lack of outside weapons. I wouldn't discount this team just yet and I have them as the 3rd best team in the NFC and a clear contender.

OFFENSIVE ADVANCED METRICS RANK



DEFENSIVE ADVANCED METRICS RANK



OFFENSIVE LINE & DEFENSIVE LINE RANKS



LUCK FACTORS

FUMBLE REC%	INJURY LUCK	ONE SCORE GM WIN%	OPP FG%	WINS v PYTH EXP.
55.2% (8)	(14)	67% (6)	86% (16)	2.6 (2)

2021 SCHEDULE

2022 SCHEDULE

Week	Opponent	Result	Score	Opponent	Result	Score
1	@	L	3-38	1	@	(9.0)
2	v	W	35-17	2	v	(6.5)
3	@	W	30-28	3	@	(11.5)
4	v	W	27-17	4	v	(8.5)
5	@	W	25-22	5	v	(7.0)
6	@	W	24-14	6	v	(5.5)
7	v	W	24-10	7	@	(8.0)
8	@	W	24-21	8	@	(11.5)
9	@	L	7-13	9	@	(6.5)
10	v	W	17-0	10	v	(10.0)
11	@	L	31-34	11	v	(9.0)
12	v	W	36-28	12	@	(9.5)
14	v	W	45-30	13	@	(6.5)
15	@	W	31-30	15	v	(10.5)
16	v	W	24-22	16	@	(9.0)
17	v	W	37-10	17	v	(9.0)
18	@	L	30-37	18	v	(6.5)

(8/32) 0.479 (16/32) (8.5)
AVG OPP WIN% AVG OPP VEGAS TOTAL

DEPTH CHART

	1	2
OFFENSE		
C	JOSH MYERS	JAKE HANSON
LG	JON RUNYAN	SEAN RHYAN
LT	DAVID BAKHTIARI	YOSH NIJMAN
LWR	SAMMY WATKINS	CHRISTIAN WATSON
QB	AARON RODGERS	JORDAN LOVE
RB	AARON JONES	AJ DILLON
RG	ROYCE NEWMAN	ZACH TOM
RT	ELGTON JENKINS	COLE VAN LANEN
RWR	ALLEN LAZARD	ROMEO DOUBS
SWR	RANDALL COBB	AMARI RODGERS
TE	ROBERT TONYAN	MARCEDES LEWIS
DEFENSE		
DE	DEAN LOWRY	JACK HEFLIN
DT	JARRAN REED	DEVONTE WYATT
FS	DARNELL SAVAGE	VERNON SCOTT
LCB	ERIC STOKES	SHEMAR JEAN-CHARLES
LILB	QUAY WALKER	KRYS BARNES
LOLB	PRESTON SMITH	RANDY RAMSEY
NB	JAIRE ALEXANDER	KEISEAN NIXON
NT	KENNY CLARK	T.J. SLATON
RCB	RASUL DOUGLAS	RICO GAFFORD
RILB	DE'VONDRE CAMPBELL	ISAIAH MCDUFFIE
ROLB	RASHAN GARY	KINGSLEY ENAGBARE
SS	ADRIAN AMOS	SHAWN DAVIS

PLAYERS ADDED


DT	JARRAN REED
LWR	SAMMY WATKINS

PLAYERS LOST

C	LUCAS PATRICK
CB	KEVIN KING
DT	KINGSLEY KEKE
DT	TYLER LANCASTER
LB	JAYLON SMITH
LB	WHITNEY MERCILUS
LOLB	ZADARIUS SMITH
LWR	DAVANTE ADAMS
LWR	MARQUEZ VALDES-SCANTLING
RT	BILLY TURNER
RT	DENNIS KELLY
WLB	OREN BURKS

NFL DRAFT

R	#	POS	PLAYER	COLLEGE
1	22	LB	QUAY WALKER	GEORGIA
1	28	DT	DEVONTE WYATT	GEORGIA
2	34	WR	CHRISTIAN WATSON	NORTH DAKOTA ST.
3	92	OL	SEAN RHYAN	UCLA
4	132	WR	ROMEO DOUBS	NEVADA
4	140	OL	ZACH TOM	WAKE FOREST
5	179	DE	KINGSLEY ENAGBARE	SOUTH CAROLINA
7	228	DB	TARIQ CARPENTER	GEORGIA TECH
7	234	DT	JONATHAN FORD	MIAMI (FL)
7	249	OL	RASHEED WALKER	PENN ST.
7	258	WR	SAMORI TOURE	NEBRASKA



HOUSTON TEXANS

DIVISION 2021 RECORD 2022 VEGAS WIN TOTAL
AFC SOUTH (4-13) (4.5)

GENERAL MANAGER
NICK CASERIO

HEAD COACH
LOVIE SMITH

OFFENSIVE COORDINATOR
PEP HAMILTON

DEFENSIVE COORDINATOR

REVIEW & ANALYSIS

2021 SEASON REVIEW After the season long "suspension" of Deshaun Watson, the Texans were expected to be awful, and they turned out to be really bad. Their -172-point differential was the 3rd worst in the NFL. After a week 1 victory over the Jags, there was some hope but starting QB Tyrod Taylor got knocked out for half the season. Rookie Davis Mills stepped in and was atrocious for through week 8, posting the 2nd worst EPA among all NFL QBs in that stretch. After a short return by Taylor, Mills finished the season on a nice note, posting the 17th best EPA in the final five games of the season. That short sample of solid QB play has the Texans staff excited for what 2022 has in store. Defensively, Houston played better than the minimal talent they had on the field. They finished 23rd in DVOA on defense, not great but definitely not as bad as they could have been for a defense with minimal talent.

LUCK FACTOR The Texans finished 0-4 in one score games last season. The last team to not win a single close game was the 2017 Cleveland Browns. The following season they wen 4-5 in those close games.

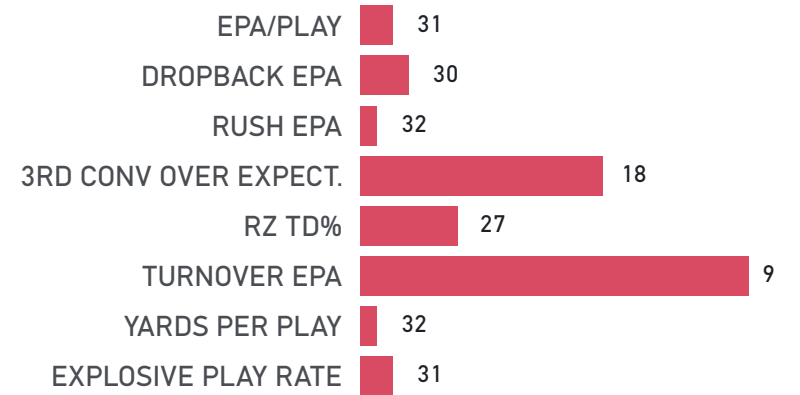
SCHEDULE The Texans faced the 7th toughest schedule in the NFL last season and are expected to face the 6th toughest in 2022. You have to feel for a rebuilding team like Houston who now has back-to-back tough schedules. The good news for Mills is that the Texans schedule of opposing pass defenses goes from the 9th toughest last season to the 7th easiest, based on 2021 DVOA pass defense rankings.

STRENGTHS It is not easy to find many strengths on such a bad team but surprisingly, the offensive line isn't half bad. They finished a respectable 14th in the NFL last year in pass block efficiency and boast one of the better LT in the league in Laremy Tunsil. They added first round Guard Kenyon Green from Texas A&M in this year's draft to bolster the left side of the line. Tytus Howard, a 2019 first round pick, has really struggled at Guard. However, when he has played Tackle in his career, he has performed well. Last season, he played 245 snaps at LT filling in for Tunsil and allowed 1 sack while posting a PFF pass block grade of at least 81 in all four of those starts. At RT, he has allowed only four sacks in over 800 pass block snaps.

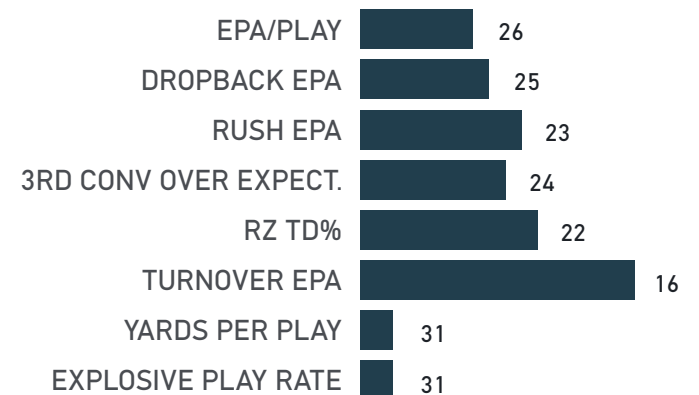
WEAKNESSES The overall talent of the roster is a major issue and head coach Lovie Smith is not necessarily going to instill major confidence in this team. Lovie was clearly a fallback selection following the Brian Flores lawsuit and is coming off an uninspiring 17-39 record in five seasons at Illinois. The secondary was devoid of any talent last season and while they did add #3 overall pick Derek Stingley Jr., it will likely take time for him to acclimate to covering opposing #1 WRs. At Safety, the position group is as bad as it gets in the NFL. Journeyman Eric Murray is starting at Strong Safety, and he is coming off a season where he was graded 90th out of 98 Safeties by PFF. Opposite Murray is 2nd round rookie Jalen Pitre from Baylor. Pitre was Big 12 defensive player of the year so there is hope he can bring some talent to that group.

2022 OUTLOOK I am unconvinced that Mills is a legit long-term answer at QB, just based on a few good games to end last season. But this franchise isn't expecting to win this year anyway so this will give them the answer they will need going forward. The Texans were feisty at times last year but also looked completely overmatched in four losses by 26 or more points. I'd expect a couple of wins in the coin flip games and they may sneak up on some teams but overall, a similar 4-13 record is likely.

OFFENSIVE ADVANCED METRICS RANK



DEFENSIVE ADVANCED METRICS RANK



OFFENSIVE LINE & DEFENSIVE LINE RANKS



LUCK FACTORS

FUMBLE REC%	INJURY LUCK	ONE SCORE GM WIN%	OPP FG%	WINS v PYTH EXP.
44.4% (24)	(17)	0% (31)	88% (20)	-0.1 (17)

2021 SCHEDULE

2022 SCHEDULE

Week	Opponent	Result	Score	Opponent	Result	Score
1	vs JAG	W	37-21	vs U	(10.0)	
2	@ CIN	L	21-31	@ DEN	(10.0)	
3	vs BAL	L	9-24	@ C	(6.5)	
4	@ WAS	L	0-40	vs ARI	(10.0)	
5	vs WAS	L	22-25	@ JAG	(6.5)	
6	@ U	L	3-31	@ PIT	(8.5)	
7	@ WAS	L	5-31	vs TEN	(9.0)	
8	vs DEN	L	22-38	vs PHI	(9.5)	
9	@ NYJ	L	9-17	@ NYG	(7.0)	
11	@ TEN	W	22-13	vs W	(8.0)	
12	vs NYG	L	14-21	@ NYJ	(9.0)	
13	vs U	L	0-31	vs CIN	(9.5)	
14	vs SEA	L	13-33	@ DAL	(10.0)	
15	@ JAG	W	30-16	vs KC	(10.5)	
16	vs ARI	W	41-29	@ TEN	(9.0)	
17	@ SF	L	7-23	vs JAG	(6.5)	
18	vs TEN	L	25-28	@ U	(10.0)	

(15/32) 0.498
AVG OPP WIN%

(27/32) (8.8)
AVG OPP VEGAS TOTAL

DEPTH CHART

	1	2
OFFENSE		
C	JUSTIN BRITT	JIMMY MORRISSEY
FB	ANDY JANOVICH	PAUL QUESSNBERRY
LG	KENYON GREEN	JUSTIN MCCRAY
LT	LAREMY TUNSIL	CHARLIE HECK
LWR	NICO COLLINS	CHRIS CONLEY
QB	DAVIS MILLS	KYLE ALLEN
RB	MARLON MACK	REX BURKHEAD
RG	A.J. CANN	MAX SCHARPING
RT	TYTUS HOWARD	AUSTIN DECULUS
RWR	BRANDIN COOKS	PHILLIP DORSETT
SWR	JOHN METCHIE III	CHRIS MOORE
TE	BREVIN JORDAN	PHARAOH BROWN
DEFENSE		
DE	OGBONNIA OKORONKWO	MARIO ADDISON
DE	JONATHAN GREENARD	RASHEEM GREEN
DT	MALIEK COLLINS	ROSS BLACKLOCK
FS	JALEN PITRE	TERRENCE BROOKS
LCB	STEVEN NELSON	FABIAN MOREAU
MLB	CHRISTIAN KIRKSEY	NEVILLE HEWITT
NB	TAVIERRE THOMAS	DESMOND KING II
NT	ROY LOPEZ	THOMAS BOOKER IV
RCB	DEREK STINGLEY JR.	TREMONT SMITH
SLB	GARRET WALLOW	JALEN REEVES-MAYBIN
SS	ERIC MURRAY	M.J. STEWART
WLB	CHRISTIAN HARRIS	KAMU GRUGIER-HILL

PLAYERS ADDED

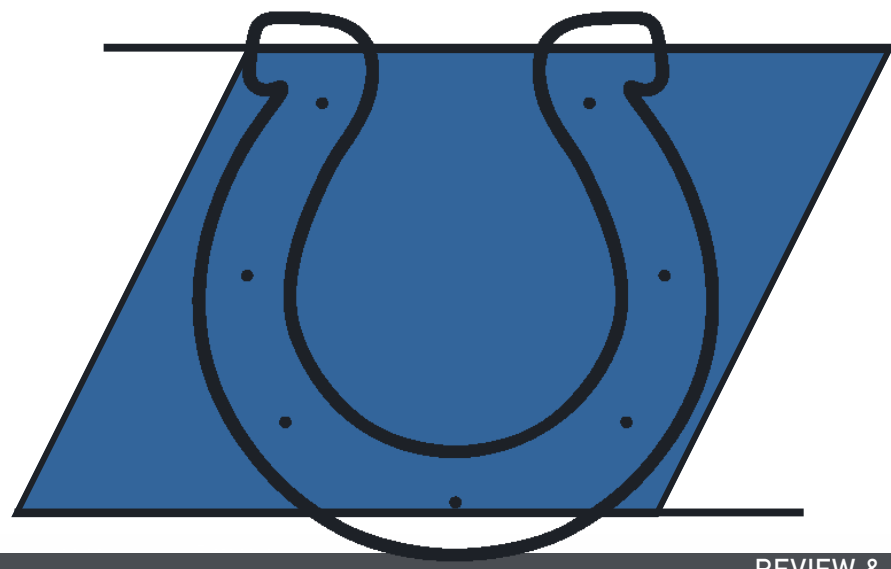
C	SCOTT QUESSNBERRY
LCB	FABIAN MOREAU
LCB	STEVEN NELSON
LDE	JERRY HUGHES
LDE	MARIO ADDISON
LDE	OGBO OKORONKWO
LG	TRE'VOUR WALLACE-SIMMS
RDE	RASHEEM GREEN
RG	A.J. CANN
SLB	JALEN REEVES-MAYBIN

PLAYERS LOST

DT	VINCENT TAYLOR
FS	JUSTIN REID
LB	ERIC WILSON
LB	WHITNEY MERCILUS
LCB	TERRANCE MITCHELL
LT	GERON CHRISTIAN
OL	LANE TAYLOR
OL	MARCUS CANNON
QB	TYROD TAYLOR
RB	DAVID JOHNSON
RB	PHILLIP LINDSAY
RDE	JACOB MARTIN

NFL DRAFT

R	#	POS	PLAYER	COLLEGE
1	3	CB	DEREK STINGLEY	LSU
1	15	OL	KENYON GREEN	TEXAS A&M
2	37	SAF	JALEN PITRE	BAYLOR
2	44	WR	JOHN METCHIE	ALABAMA
3	75	LB	CHRISTIAN HARRIS	ALABAMA
4	107	RB	DAMEON PIERCE	FLORIDA
5	150	DE	THOMAS BOOKER	STANFORD
5	170	TE	TEAGAN QUITORIANO	OREGON ST.
6	205	T	AUSTIN DECULUS	LSU



INDIANAPOLIS COLTS

DIVISION 2021 RECORD 2022 VEGAS WIN TOTAL
AFC SOUTH (9-8) (10)

GENERAL MANAGER
CHRIS BALLARD

HEAD COACH
FRANK REICH

OFFENSIVE COORDINATOR
MARCUS BRADY

DEFENSIVE COORDINATOR
GUS BRADLEY

REVIEW & ANALYSIS

2021 SEASON REVIEW The Colts finished one game out of the playoffs after a disappointing loss to Jacksonville to end the season. Indy finished as the NFL's 11th best overall team, by DVOA with the 7th best point differential in the NFL (+86). By comparison, both the Steelers and Raiders made the playoffs in the AFC with negative point differentials. Following an 0-3 start, the Colts played like a contender as they beat playoff teams in the Bills, Niners, Cardinals and Patriots. They did so behind MVP candidate RB Jonathan Taylor and an opportunistic defense. Unfortunately, QB Carson Wentz struggled mightily to end the season, and he finished 17th in EPA and 23rd in PFF grade. Unfortunately, down the stretch he was so unreliable that he couldn't clear 170 passing yards in six of the final eight games. They ended up trading Wentz to Washington and replaced him with the reliable Matt Ryan.

LUCK FACTOR As mentioned above, Indianapolis had the 7th best point differential but could only win nine games. They underperformed their point total by 1.6 games, the 5th most underperforming team in the NFL. A lot of that had to do with losing five of their seven one score games. The Colts did a great job of holding onto the football and creating big plays on defense. They are the only team to finish in the top five in both lowest amount of EPA lost on offense due to turnovers and EPA gained from turnovers on defense. The Colts defense was 13th in EPA per play allowed but if you exclude turnovers, they ranked only 23rd. It's going to be hard for the defense to stay off the field if they are so reliant on turnovers again.

SCHEDULE Last year's schedule wasn't very difficult as it ranked 10th easiest in the NFL and are set to face the 2nd easiest this season. It helps when you get to face the Jags and Texans four times. Unfortunately, they will have to wait until week 14 for their bye, which is tied for the latest of any team in the NFL. One interesting scheduling note, especially for RB Jonathan Taylor, is that they will be facing the 5th easiest set of opposing run defenses. What is incredible about Taylor's 2021 season is that he ran for nearly 2,000 yards and 18 TDs against the single toughest schedule of opposing run defenses. Based on success rate, he played 10 games against top 13 run defenses. This year he will play eight games against the nine worst run defenses in the NFL.

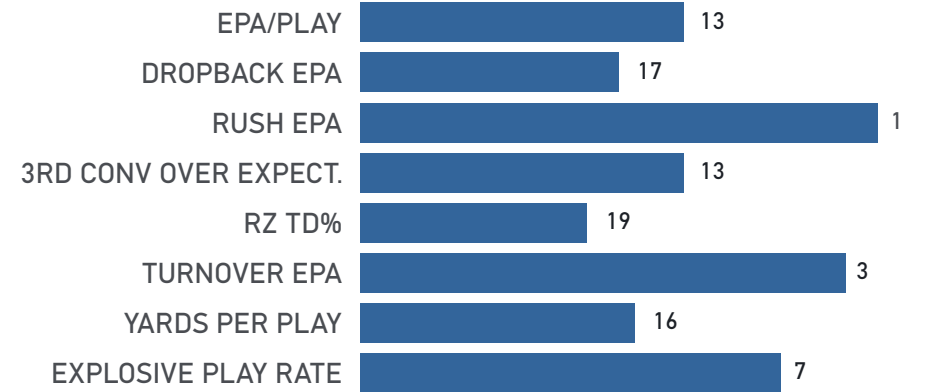
STRENGTHS Taylor and the Colts offensive line, 7th in adjusted line yards created, are clearly what this team is built around. However, Frank Reich wants to be able to throw the ball instead of always relying on Taylor to create big plays. Ryan should be more consistent than what Wentz showed last season. While Ryan is no longer the MVP caliber QB, he can still make enough throws to win consistently. Ryan was graded by PFF as the 13th best passing QB last season and he finished 14th in CPOE. With a clean pocket, Ryan was graded as the 12th best QB and produced the 8th lowest turnover worthy play rate. He was doing this behind a consistently atrocious Falcons OL that hasn't finished better than 22nd in PFF's pass block efficiency metric since 2018. He was surrounded by quite possibly the worst WR corps in the NFL last season.

The defensive front for the Colts has a chance to be really good in 2022. Deforest Buckner is already one of the best DT in the NFL and he finished with 9 sacks on the 10th best pass rush win rate among DT. Last year's top pick, DE Kwity Paye, had a solid rookie season, finishing 2nd among rookies in both pass rush win rate and PFF pass rush grade. Then the Colts went out this off season and added reliable veteran pass rusher Yannick Ngakoue, who has recorded seven or more sacks in each of his six seasons.

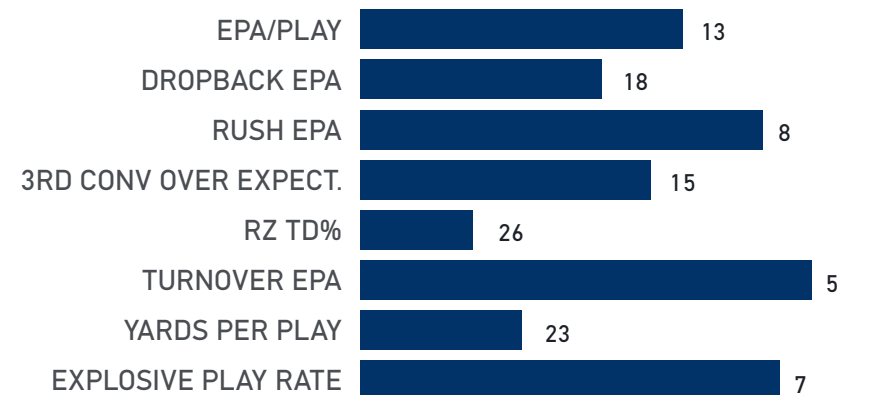
WEAKNESSES The secondary is probably the one area that keeps Colts brass up at night. They finished 26th in success rate allowed through the air last season and decided to upgrade with the addition of former Defensive Player of the Year Stephon Gilmore. While no longer an elite level CB, he still posted a top 10 PFF cover grade last season and missed zero tackles. Compared to what they have had recently, Gilmore should step right into their #1 CB position. The rest of the secondary is littered with holes and starting Safeties Rodney Mcleod and Julian Blackmon posted sub 59 coverage grades.

2022 OUTLOOK I really like this Colts team and the addition of Ryan should bring a stabilizing force under center. The Colts WR corps isn't great, but they are hoping former 2nd round pick Parris Campbell can stay healthy to add to the mix along with #1 WR Michael Pittman Jr. and speedy 2nd round pick Alec Pierce, who destroyed the combine. The problem is they are playing in the loaded AFC where they may have to win the division just to make the Playoffs. The defense will also have to perform better on a play-by-play basis because it will be very hard to repeat their opportunistic season of a year ago. The Colts have the coaching staff and a talented roster to make a deep Playoff run.

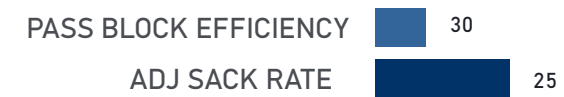
OFFENSIVE ADVANCED METRICS RANK



DEFENSIVE ADVANCED METRICS RANK



OFFENSIVE LINE & DEFENSIVE LINE RANKS



LUCK FACTORS

FUMBLE REC%	INJURY LUCK	ONE SCORE GM WIN%	OPP FG%	WINS v PYTH EXP.
52.5% (14)	(23)	29% (27)	81% (6)	-1.6 (28)

2021 SCHEDULE

2022 SCHEDULE

Week	Opponent	Result	Score	Opponent	Result	Score
1	SEA	L	16-28	ATL	(4.5)	
2	IND	L	24-27	JAX	(6.5)	
3	ATL	L	16-25	IND	(10.5)	
4	IND	W	27-17	IND	(9.0)	
5	IND	L	25-31	IND	(10.0)	
6	IND	W	31-3	JAX	(6.5)	
7	IND	W	30-18	IND	(9.0)	
8	IND	L	31-34	W	(8.0)	
9	IND	W	45-30	IND	(8.5)	
10	IND	W	23-17	IND	(8.5)	
11	IND	W	41-15	IND	(9.5)	
12	IND	L	31-38	IND	(7.0)	
13	IND	W	31-0	IND	(10.0)	
15	IND	W	27-17	IND	(9.0)	
16	IND	W	22-16	IND	(10.0)	
17	IND	L	20-23	IND	(7.0)	
18	IND	L	11-26	IND	(4.5)	

(14/32) 0.495
AVG OPP WIN%

(2/32) (8.1)
AVG OPP VEGAS TOTAL

DEPTH CHART

	1	2
OFFENSE		
C	RYAN KELLY	WESLEY FRENCH
LG	QUENTON NELSON	JASON SPRIGGS
LT	MATT PRYOR	BERNHARD RAIMANN
LWR	MICHAEL PITTMAN JR.	MIKE STRACHAN
QB	MATT RYAN	NICK FOLES
RB	JONATHAN TAYLOR	NYHEIM HINES
RG	DANNY PINTER	WILL FRIES
RT	BRADEN SMITH	DENNIS KELLY
RWR	ALEC PIERCE	DEZMON PATMON
SWR	PARRIS CAMPBELL	ASHTON DULIN
TE	MO ALIE-COX	KYLEN GRANSON
DEFENSE		
DE	KWITY PAYE	TYQUAN LEWIS
DT	DEFOREST BUCKNER	DAYO ODEYINGBO
FS	JULIAN BLACKMON	ARMANI WATTS
LCB	ISAIAH RODGERS	BRANDON FACYSOON
LEO	YANNICK NGAKOUE	BEN BANOGU
MLB	BOBBY OKEREKE	ZAIRE FRANKLIN
NB	KENNY MOORE II	TONY BROWN
NT	GROVER STEWART	ERIC JOHNSON
RCB	STEPHON GILMORE	ANTHONY CHESLEY
SS	RODNEY MCLEOD	NICK CROSS
WLB	DARIUS LEONARD	E.J. SPEED

PLAYERS ADDED

LG	JASON SPRIGGS
QB	MATT RYAN
RB	PHILLIP LINDSAY
RCB	BRANDON FACYSOON
RCB	STEPHON GILMORE
RDE	YANNICK NGAKOUE
RT	DENNIS KELLY
SS	RODNEY MCLEOD

PLAYERS LOST

CB	XAVIER RHODES
DB	ANDREW SENDEJO
DB	KHARI WILLIS
LDE	AL-QUADIN MUHAMMAD
LWR	ZACH PASCAL
OT	ERIC FISHER
QB	CARSON WENTZ
RCB	ROCK YA-SIN
RG	MARK GLOWINSKI
SS	GEORGE ODUM
TE	JACK DOYLE
WR	T.Y. HILTON

NFL DRAFT

R	#	POS	PLAYER	COLLEGE
2	53	WR	ALEC PIERCE	CINCINNATI
3	73	TE	JELANI WOODS	VIRGINIA
3	77	OL	BERNHARD RAIMANN	CENTRAL MICHIGAN
3	96	DB	NICK CROSS	MARYLAND
5	159	DT	ERIC JOHNSON	MISSOURI STATE
6	192	TE	ANDREW OGLETREE	YOUNGSTOWN ST.
6	216	DT	CURTIS BROOKS	CINCINNATI
7	239	LB	RODNEY THOMAS II	YALE



JACKSONVILLE JAGUARS

DIVISION 2021 RECORD 2022 VEGAS WIN TOTAL
AFC SOUTH (3-14) (6.5)

GENERAL MANAGER
TRENT BAALKE

HEAD COACH
DOUG PEDERSON

OFFENSIVE COORDINATOR
PRESS TAYLOR

DEFENSIVE COORDINATOR
MIKE CALDWELL

REVIEW & ANALYSIS

2021 SEASON REVIEW Entering the 2021 season, with #1 pick Trevor Lawrence at the helm, the Jags were seen as a franchise on the rise. We should've known the Urban Meyer experience was going to be a disaster from the start after Meyer's hand-picked strength coach was terminated almost immediately following past racist comments surfaced. It turned out to be just the tip of the iceberg. The season was a disaster and the Jags started 2-11 with four 20+ point losses following their bye week. After Meyer was fired in week 15, Jacksonville ended 3-14 with a -204-point differential, worst in the NFL. The most disappointing part of the season was the play of Lawrence, who finished 26th in EPA, 30th in CPOE and 32nd in PFF grade. The scary thing is he was equally as bad with a clean pocket as he was under pressure and the Jags OL finished 9th in PFF's pass block metric. In comes new head coach Doug Pederson and a bevy of overpaid free agents, following a spending spree this offseason.

LUCK FACTOR It's hard enough to win in the NFL when you have a lack of talent and coaching but when you pile on never receiving any breaks on the field, you have no shot to compete. What hurt the most, was getting decimated by turnovers on offense while never producing big plays off creating turnovers on defense. On offense, they lost the 3rd most EPA from turning the ball over while gaining by far the lowest EPA from turnovers created on defense. The Jags defense could only force eight fumbles all season (lowest in the NFL) and to make matters worse, could only recover two of them (lowest recovery rate in the NFL). That's the 2nd lowest number of forced fumbles on a per game basis in the NFL in over 20 years.

SCHEDULE The Jags schedule was 10th toughest last season and expected to be 8th easiest this season. They get to face a last place schedule that includes Detroit and the Jets but will only play seven true home games since their week 8 matchup with Denver will be overseas. The good news is that Lawrence could find an easier path to success this season due to being expected to face the easiest schedule of opposing pass defenses. He faced the 12th toughest schedule last season, so this flip is the largest ease of schedule change in the NFL. He will face seven (excluding the Ravens misleading 30th ranked pass defense) bottom 10 DVOA pass defenses.

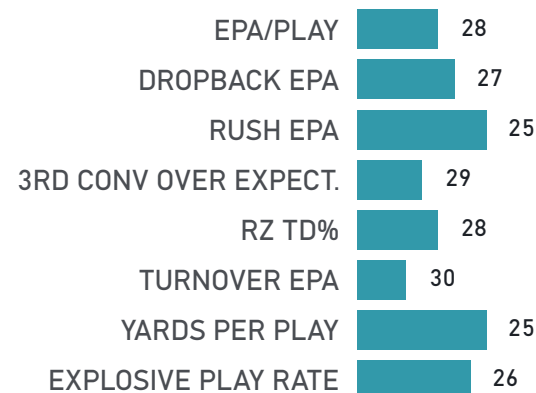
STRENGTHS It's pretty rare for such a bad team to possess a solid OL but the Jags finished middle of the NFL in adjusted line yards created in the run game and a pass blocking unit ranked top 10. Both LT Cam Robinson and RT Jawaan Taylor posted top 36 pressure rate figures out of 81 Tackles last season along pass block grades over 72. The interior of their line was a bit weak, but they are hopeful free agent G Brandon Scherff will help solve that. Scherff was 14th in PFF grade and was equally as good in the run game and pass game. He did not allow a sack last year and has been graded by PFF as a top 16 Guard each season since 2017.

The WR group is clearly improved after the incredible overpay of deep threat Christian Kirk and Zay Jones. For one year the money won't matter but adding Kirk and Jones to Marvin Jones makes for an intriguing group for Lawrence.

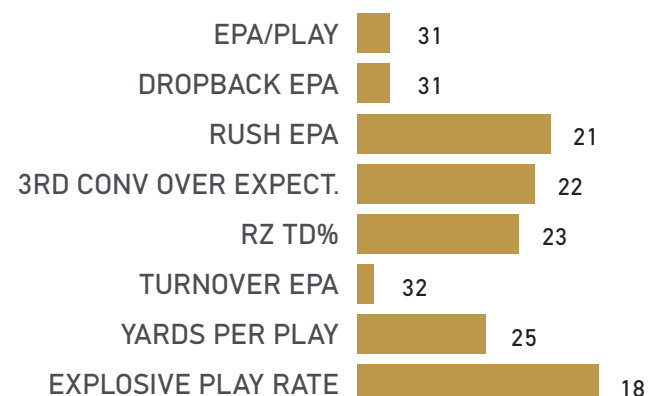
WEAKNESSES The Jags secondary was a major issue last season, finishing 31st in EPA defending the pass. CB Shaq Griffin was ok (71 PFF coverage grade), but he is not a #1 CB. Along with Griffin, last year's 2nd round pick Tyson Campbell (85th among CBs in cover grade) and newly signed Darious Williams from the Rams, make for a shaky group. Williams comes to Jacksonville off his worst season as a pro (64.4 coverage grade) and we have seen other Rams defensive backs leave the Rams and fall on tough times immediately after. Having Jalen Ramsey on the other side can help mask some of your deficiencies.

2022 OUTLOOK There is a lot to like for the Jags in terms of an improving season. Based on expected improvement in the turnovers and the expectation of improvement from Lawrence paired up with Pederson is a reason to have optimism. Yes, the Jags did overspend in free agency, but recent history says the teams that spend the most in that season improve their win total significantly. In the last five seasons, every team that spent the most in free agency have improved their wins in the next season by at least three games and by an average of five wins. I like the Jags as a team that has a chance to surprise but their outcomes could be highly variable. If you like their upside, taking them to make the playoffs or over an alternative win total is a good route.

OFFENSIVE ADVANCED METRICS RANK



DEFENSIVE ADVANCED METRICS RANK



OFFENSIVE LINE & DEFENSIVE LINE RANKS



LUCK FACTORS

FUMBLE REC%	INJURY LUCK	ONE SCORE GM WIN%	OPP FG%	WINS v PYTH EXP.
34.6% (31)	(19)	33% (25)	89% (23)	-0.4 (21)

DEPTH CHART

	1	2
OFFENSE		
C	TYLER SHATLEY	LUKE FORTNER
LG	BEN BARTCH	KC MCDERMOTT
LT	CAM ROBINSON	WALKER LITTLE
LWR	ZAY JONES	LAQUON TREADWELL
QB	TREVOR LAWRENCE	C.J. BEATHARD
RB	TRAVIS ETIENNE JR.	JAMES ROBINSON
RG	BRANDON SCHERFF	WES MARTIN
RT	JAWAAN TAYLOR	WILL RICHARDSON JR.
RWR	MARVIN JONES JR.	LAVISKA SHENAULT JR.
SWR	CHRISTIAN KIRK	JAMAL AGNEW
TE	EVAN ENGRAM	DAN ARNOLD
DEFENSE		
DE	ROY ROBERTSON-HARRIS	ARDEN KEY
DT	MALCOM BROWN	ADAM GOTSIS
FS	ANDRE CISCO	ANDREW WINGARD
LCB	TYSON CAMPBELL	CHRIS CLAYBROOKS
MLB	DEVIN LLOYD	SHAQUILLE QUARTERMAN
NB	DARIOUS WILLIAMS	TRE HERNDON
NT	FOLORUNSO FATUKASI	DAVON HAMILTON
OLB	TRAVON WALKER	DAWUANE SMOOT
OLB	JOSH ALLEN	K'LAVON CHAISSON
RCB	SHAQUILL GRIFFIN	XAVIER CRAWFORD
SS	RAYSHAWN JENKINS	DANIEL THOMAS
WLB	FOYESADE OLUOKUN	CHAD MUMA

PLAYERS ADDED

LTE	EVAN ENGRAM
LWR	ZAY JONES
NB	DARIOUS WILLIAMS
NT	FOLEY FATUKASI
RG	BRANDON SCHERFF
SWR	CHRISTIAN KIRK
WLB	FOYE OLUOKUN


PLAYERS LOST

CB	NEVIN LAWSON
LG	ANDREW NORWELL
LG	TRE'VOUR WALLACE-SIMMS
LOLB	DAKOTA ALLEN
LWR	DJ CHARK
MLB	DAMIEN WILSON
OL	BRANDON LINDER
RG	A.J. CANN
RILB	MYLES JACK
SLB	JIHAD WARD
SWR	TAVON AUSTIN

NFL DRAFT

R	#	POS	PLAYER	COLLEGE
1	1	DE	TRAVON WALKER	GEORGIA
1	27	LB	DEVIN LLOYD	UTAH
3	65	G	LUKE FORTNER	KENTUCKY
3	70	LB	CHAD MUMA	WYOMING
5	154	RB	SNOOP CONNER	MISSISSIPPI
6	197	CB	GREGORY JUNIOR	OUACHITA BAPTIST
7	222	DB	MONTARIC BROWN	ARKANSAS

2021 SCHEDULE			2022 SCHEDULE		
1	@	TEX (L 21-37)	1	@	WV (8.0)
2	v	HOU (L 13-23)	2	v	IND (10.0)
3	v	ARI (L 19-31)	3	@	SEA (10.0)
4	@	BEN (L 21-24)	4	@	MIN (9.5)
5	v	TEN (L 19-37)	5	v	ATL (4.5)
6	v	IND (W 23-20)	6	@	IND (10.0)
8	@	SEA (L 7-31)	7	v	NYJ (7.0)
9	v	SEA (W 9-6)	8	v	HOU (10.0)
10	@	IND (L 17-23)	9	v	ARI (8.5)
11	v	SEA (L 10-30)	10	@	ARI (10.5)
12	v	ATL (L 14-21)	12	v	ARI (9.5)
13	@	ARI (L 7-37)	13	@	SEA (6.5)
14	@	TEN (L 0-20)	14	@	TEN (9.0)
15	v	TEX (L 16-30)	15	v	SEA (10.0)
16	@	ARI (L 21-26)	16	@	ARI (5.5)
17	@	ARI (L 10-50)	17	@	TEX (4.5)
18	v	IND (W 26-11)	18	v	TEN (9.0)
(22/32) 0.512			(8/32) (8.4)		
AVG OPP WIN%			AVG OPP VEGAS TOTAL		



KANSAS CITY CHIEFS

DIVISION 2021 RECORD 2022 VEGAS WIN TOTAL
AFC WEST (12-5) (10.5)

GENERAL MANAGER
BRETT VEACH

HEAD COACH
ANDY REID

OFFENSIVE COORDINATOR
ERIC BIENIEMY

DEFENSIVE COORDINATOR
STEVE SPAGNUOLO

REVIEW & ANALYSIS

2021 SEASON REVIEW The Chiefs started last season only 3-4 and allowed at least 27 in six of their seven games. The defense was historically bad, the offense led the NFL in turnovers, and many were panicking. Then the ball started to bounce their way more, the defense got healthy, and the old Chiefs returned. They ended up 7th in DVOA, 3rd on offense and 24th on defense. If it wasn't for a botched goal line play at the end of the first half in the AFC title game, the Chiefs may have reached a 3rd straight Super Bowl. It felt like the Chiefs were a bit bored to start the season and as most things, things got a bit stale. That led to WR Tyreek Hill asking for a trade and the Chiefs letting go of S Tyrann Mathieu, their defensive leader.

LUCK FACTOR The Chiefs were the only team in the NFL that ranked in the top 17 in all seven of my luck stats. They were not unlucky in any category and, in fact, were the healthiest team in the NFL last season. They were #1 in net 3rd down conversion versus expected and 5-3 in one score games. They are now 13-4 in those close games the last two seasons, 2nd best in the NFL.

SCHEDULE The Chiefs had a difficult schedule last season, 6th toughest, but are expected to face the single toughest this season. Outside of at home to the Jags and Seahawks along with a road game in Houston, this schedule is ferocious. KC is only facing three opponents in the bottom 12 of my preseason ratings.

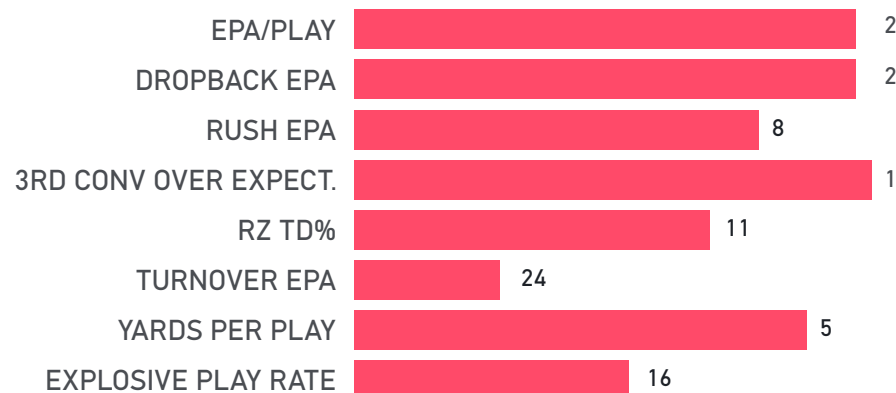
STRENGTHS I don't care if the Chiefs lost Hill, the offense is still a top 5 unit in the NFL. Replacing him with Marquez Valdes-Scantling, Juju Smith-Schuster and rookie Skyy Moore, the Chiefs have created much more depth at the position. You are likely to lose out on the random, defensive busting explosive plays like the TD in the playoff game against Buffalo, but from down to down I think the offense will be just fine. Oh, and they still have that Patrick Mahomes guy at QB, who once again finished as a top 3 QB in EPA per drop back, the fourth straight season of that accomplishment.

WEAKNESSES The Chiefs struggled badly in the secondary last year to start the season and finished 23rd in DVOA pass defense. They lose their heart and soul in the Honey Badger, who was graded as a top 15 coverage Safety. They replaced him with Justin Reid, who was atrocious last season in Houston. He graded as the 92nd ranked safety out of 98 players, by PFF. He also missed the 4th highest percentage (21%) of tackles among all Safeties.

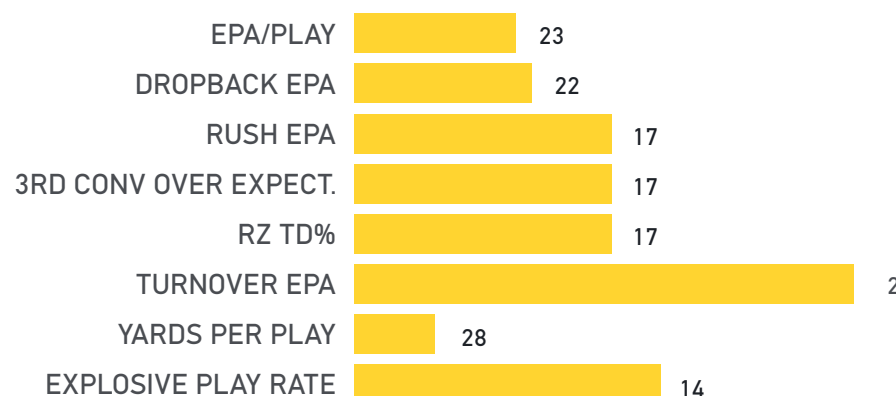
The pass rush needs some help as they finished with a bottom five sack rate. DT Chris Jones was the only defender with more than five sacks. The only addition to the pass rush this off season came via the first round in DE George Karlaftis. His 13.4% pressure rate ranks as the 4th best since 2019 among college defenders.

2022 OUTLOOK There are so many headwinds for another Super Bowl run by the Chiefs, including the loss of Hill and having to face the toughest schedule in the NFL this season. The only thing is when you have an elite QB like Mahomes, you are almost certainly going to always be in the mix. I still think the Chiefs are the team to beat in the AFC West until further notice, but I ultimately think not having Hill to produce that big play or two that scares defenses and a very shaky defense, keeps this team out of another Super Bowl. Like we saw with Tampa last season, it is really hard to keep up the success after being the healthiest team in the NFL. Eventually injuries do catch up to everyone not named the Rams.

OFFENSIVE ADVANCED METRICS RANK



DEFENSIVE ADVANCED METRICS RANK



OFFENSIVE LINE & DEFENSIVE LINE RANKS



LUCK FACTORS

FUMBLE REC%	INJURY LUCK	ONE SCORE GM WIN%	OPP FG%	WINS v PYTH EXP.
53.2% (12)	(1)	63% (8)	83% (13)	0.8 (10)

DEPTH CHART

	1	2
OFFENSE		
C	CREED HUMPHREY	AUSTIN REITER
FB	MICHAEL BURTON	
LG	JOE THUNEY	NICK ALLEGRETTI
LT	ORLANDO BROWN	GERON CHRISTIAN
LWR	MARQUEZ VALDES-SCANTLING	JOSH GORDON
QB	PATRICK MAHOMES	CHAD HENNE
RB	CLYDE EDWARDS-HELAIRE	RONALD JONES
RG	TREY SMITH	CHRIS GLASER
RT	ANDREW WYLIE	LUCAS NIANG
RWR	MECOLE HARDMAN	DAURICE FOUNTAIN
SWR	JUJU SMITH-SCHUSTER	SKYY MOORE
TE	TRAVIS KELCE	BLAKE BELL
DEFENSE		
FS	JUSTIN REID	DEON BUSH
LCB	L'JARIUS SNEED	DEANDRE BAKER
LDE	GEORGE KARLAFTIS	MIKE DANNA
LDT	DERRICK NNADI	TERSNAWN WHARTON
MLB	NICK BOLTON	JERMAINE CARTER
NB	TRENT MCDUFFIE	LONNIE JOHNSON
RCB	RASHAD FENTON	JOSHUA WILLIAMS
RDE	FRANK CLARK	JOSHUA KAINDOH
RDT	CHRIS JONES	TAYLOR STALLWORTH
SS	JUAN THORNHILL	BRYAN COOK
WLB	WILLIE GAY	LEO CHENAL

PLAYERS ADDED

C	AUSTIN REITER
FS	JUSTIN REID
LT	GERON CHRISTIAN
LWR	MARQUEZ VALDES-SCANTLING
MLB	ELIJAH LEE
MLB	JERMAINE CARTER
RB	RONALD JONES
SWR	JUJU SMITH-SCHUSTER

PLAYERS LOST

DE	ALEX OKAFOR
DT	JARRAN REED
LB	ANTHONY HITCHENS
LB	BEN NIEMANN
NB	MIKE HUGHES
OL	LAURENT DUVERNAY-TARDIF
RB	DARREL WILLIAMS
RCB	CHARVARIUS WARD
RWR	TYREEK HILL
SS	DANIEL SORENSEN
SS	TYRANN MATHIEU
T	MIKE REMMERS

NFL DRAFT

R	#	POS	PLAYER	COLLEGE
1	21	CB	TRENT MCDUFFIE	WASHINGTON
1	30	DE	GEORGE KARLAFTIS	PURDUE
2	54	WR	SKYY MOORE	WESTERN MICHIGAN
2	62	SAF	BRYAN COOK	CINCINNATI
3	103	LB	LEO CHENAL	WISCONSIN
4	135	CB	JOSHUA WILLIAMS	FAYETTEVILLE ST.
5	145	T	DARIAN KINNARD	KENTUCKY
7	243	DB	JAYLEN WATSON	WASHINGTON ST.
7	251	RB	ISAIH PACHECO	RUTGERS
7	259	SAF	NAZEEH JOHNSON	MARSHALL


2021 SCHEDULE

2022 SCHEDULE

1	v		W 33-29	1	@		(8.5)
2	@		L 35-36	2	v		(10.0)
3	v		L 24-30	3	@		(10.0)
4	@		W 42-30	4	@		(11.5)
5	v		L 20-38	5	v		(8.5)
6	@		W 31-13	6	v		(11.5)
7	@		L 3-27	7	@		(10.0)
8	v		W 20-17	9	v		(9.0)
9	v		W 13-7	10	v		(6.5)
10	@		W 41-14	11	@		(10.0)
11	v		W 19-9	12	v		(10.5)
13	v		W 22-9	13	@		(10.0)
14	v		W 48-9	14	@		(10.0)
15	@		W 34-28	15	@		(4.5)
16	v		W 36-10	16	v		(5.5)
17	@		L 31-34	17	v		(10.0)
18	@		W 28-24	18	@		(8.5)

(32/32) 0.538
 AVG OPP WIN%

(32/32) (9.1)
 AVG OPP VEGAS TOTAL



LAS VEGAS RAIDERS

DIVISION 2021 RECORD 2022 VEGAS WIN TOTAL
AFC WEST (10-7) (8.5)

GENERAL MANAGER
DAVE ZIEGLER

HEAD COACH
JOSH MCDANIELS

OFFENSIVE COORDINATOR
MICK LOMBARDI

DEFENSIVE COORDINATOR
PATRICK GRAHAM

REVIEW & ANALYSIS

2021 SEASON REVIEW The Raiders managed to work around the major distraction of the Jon Gruden resignation and the tragic accident of Henry Ruggs, to back into a Playoff berth. They did so by winning their final four games, all by four points or less. This was a team that finished as only the 21st ranked DVOA team and a -65-point differential. They were only the 4th team in NFL history to make the playoffs with a differential of -65 or worse. With all of that, they let interim coach Rich Bissaccia go and hired long time Patriots OC Josh McDaniels as their new head coach. They also made major acquisitions by trading for All-Pro WR Davante Adams and DE Chandler Jones.

LUCK FACTOR As mentioned above, the Raiders posted a -65-point differential, which should normally equate to a 7-win team. Las Vegas outperformed their win total by 3.09 games, a full 0.5 win more than the 2nd most underperforming team in the NFL, the Packers. A big reason for the overperformance of the point differential was because they went a 7-2 in one score games. In the last four seasons, 21 teams produced a win percentage of at least 70% in one-score games. In aggregate, those 21 teams saw their close game win percentages decline to 47% the following season. It will be hard pressed for the Raiders to win a large percentage of those coin flips again.

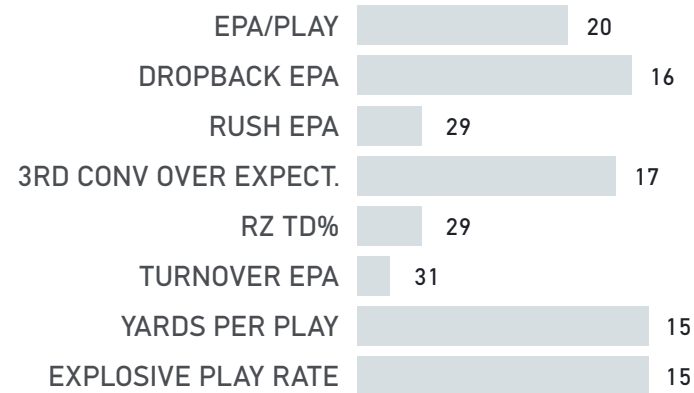
SCHEDULE Vegas face a really difficult schedule this season (7th toughest) after facing a top 10 difficult schedule last year as well. Their first five games prior to the bye are a rough stretch, as they face four teams favored to make the playoffs and another in Arizona who made it last year. They caught some major breaks last season with the schedule as they faced backups Jacoby Brissett, Drew Lock and Nick Mullen against the covid-ravaged Browns. They also beat the Colts with Carson Wentz playing following Covid earlier in that week and the Steelers in week two with T.J. Watt leaving early due to injury.

STRENGTHS QB Derek Carr and this Raider passing game should be interesting to watch with the addition of Adams to slot WR demon Hunter Renfrow and one of the best TEs in the NFL in Darren Waller. We know how good Adams is, while Renfrow was PFFs 16th highest graded WR last year. He also only dropped three passes all season. Carr finished 14th in PFF grade and 15th in EPA per drop back. That's essentially who he is but he will finally get a true #1 WR in Adams. The Raiders pass rush should be the strength on defense with the addition of Jones to go with Pro Bowler Maxx Crosby. Crosby led the NFL in pressures, but it only translated to 10 sacks. His 10% sack to pressure conversion rate was the 4th lowest among 42 edge rushers with at least 40 pressures. Expect a likely decrease in pressures but an increase in the ability to convert those into sacks. Jones brings with him six double digit sack seasons in the last seven years.

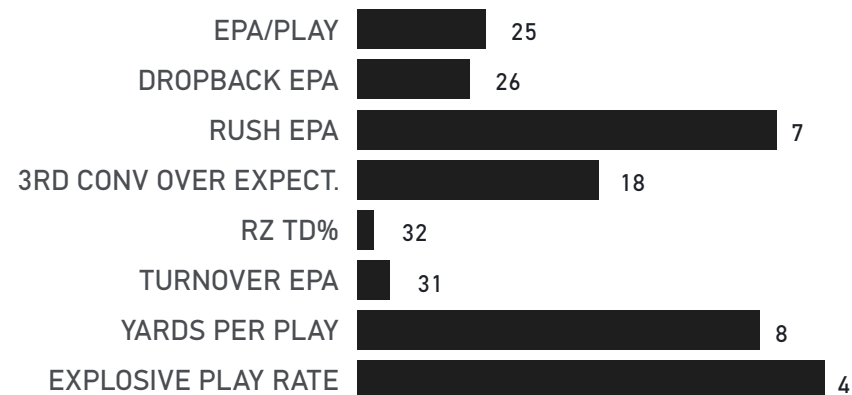
WEAKNESSES The biggest issue on offense for the Raiders is along the OL, where they bring back all five starters from the 27th ranked pass block efficiency lineup. Outside of LT Kolton Miller (8th highest graded T by PFF) the rest of the line is a mess. Only C Andre James (64.1) posted a PFF blocking grade above 52.6 last season and the three other starters graded out under 53. Giving up pressure is a big issue for Carr as he is a different QB under pressure (28th by PFF) versus a clean pocket (10th). The Raiders also are very weak in the secondary, where they finished 26th in drop back EPA. CB Nate Hobbs had a nice rookie season, but his companions Trayvon Mullen and Rock Ya-Sin leave a lot to be desired. They are set to face the 3rd toughest set of opposing pass offenses, based on 2021 DVOA rankings. That doesn't even account for the addition of Russell Wilson to the Broncos for two games.

2022 OUTLOOK This Raider team certainly made a splash in the off season, and they could very easily be a much better overall squad in 2022 than 2021 but also finish with a worse record. It will be hard pressed to repeat the 7-2 record in close games and the issues along the OL and the secondary are difficult to overlook. Not to mention this brutal schedule they will be facing.

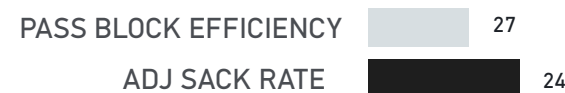
OFFENSIVE ADVANCED METRICS RANK



DEFENSIVE ADVANCED METRICS RANK



OFFENSIVE LINE & DEFENSIVE LINE RANKS



LUCK FACTORS

FUMBLE REC%	INJURY LUCK	ONE SCORE GM WIN%	OPP FG%	WINS v PYTH EXP.
53.7% (10)	(24)	78% (3)	82% (10)	3.1 (1)

2021 SCHEDULE

2022 SCHEDULE

Week	Opponent	Result	Score	Opponent	Result	Score
1	v	W	33-27	@	(10.0)	
2	@	W	26-17	v	(8.5)	
3	v	W	31-28	@	(9.0)	
4	@	L	14-28	v	(10.0)	
5	v	L	9-20	@	(10.5)	
6	@	W	34-24	v	(4.5)	
7	v	W	33-22	@	(8.0)	
9	@	L	16-23	@	(6.5)	
10	v	L	14-41	v	(10.0)	
11	v	L	13-32	@	(10.0)	
12	@	W	36-33	@	(5.5)	
13	v	L	15-17	v	(10.0)	
14	@	L	9-48	@	(10.5)	
15	@	W	16-14	v	(8.5)	
16	v	W	17-13	@	(7.0)	
17	@	W	23-20	v	(10.0)	
18	v	W	35-32	v	(10.5)	

(19/32) 0.510
AVG OPP WIN%

(26/32) (8.8)
AVG OPP VEGAS TOTAL

DEPTH CHART

	1	2
OFFENSE		
C	ANDRE JAMES	DYLAN PARHAM
FB	JAKOB JOHNSON	
LG	JOHN SIMPSON	ALEX BARS
LT	KOLTON MILLER	BRANDON PARKER
LWR	DAVANTE ADAMS	MACK HOLLINS
QB	DEREK CARR	JARRETT STIDHAM
RB	JOSH JACOBS	KENYAN DRAKE
RG	DENZELLE GOOD	THAYER MUNFORD JR.
RT	ALEX LEATHERWOOD	JERMAINE ELUEMUNOR
RWR	KEELAN COLE	TYRON JOHNSON
SWR	HUNTER RENFROW	DEMARCUS ROBINSON
TE	DARREN WALLER	FOSTER MOREAU
DEFENSE		
DE	BILAL NICHOLS	MATTHEW BUTLER
DT	VERNON BUTLER	KYLE PEKO
FS	TRE'VON MOEHRIG	TYREE GILLESPIE
ILB	JAYON BROWN	KENNY YOUNG
ILB	DENZEL PERRYMAN	DIVINE DEABLO
LCB	TRAYVON MULLEN JR.	ANTHONY AVERETT
NB	NATE HOBBS	DARIUS PHILLIPS
NT	JOHNATHAN HANKINS	NEIL FARRELL JR.
OLB	CHANDLER JONES	CLELIN FERRELL
OLB	MAXX CROSBY	KYLER FACKRELL
RCB	ROCK YA-SIN	AMIK ROBERTSON
SS	JOHNATHAN ABRAM	DURON HARMON

PLAYERS ADDED


DE	BILAL NICHOLS
DT	KYLE PEKO
EDGE	CHANDLER JONES
EDGE	TASHAWN BOWER
LCB	ANTHONY AVERETT
LWR	DAVANTE ADAMS
MLB	KENNY YOUNG
NT	ANDREW BILLINGS
RCB	ROCK YA-SIN
SS	DURON HARMON
SWR	KEELAN COLE
WLB	JAYON BROWN

PLAYERS LOST

DT	DARIUS PHILON
DT	QUINTON JEFFERSON
G	RICHIE INCOGNITO
LB	K.J. WRIGHT
LWR	BRYAN EDWARDS
LWR	ZAY JONES
RCB	BRANDON FACYSON
RCB	CASEY HAYWARD
RDE	YANNICK NGAKOUE
SLB	CORY LITTLETON

NFL DRAFT

R	#	POS	PLAYER	COLLEGE
3	90	OL	DYLAN PARHAM	MEMPHIS
4	122	RB	ZAMIR WHITE	GEORGIA
4	126	DT	NEIL FARRELL	LSU
5	175	DT	MATTHEW BUTLER	TENNESSEE
7	238	OL	THAYER MUNFORD	OHIO ST.
7	250	RB	BRITAIN BROWN	UCLA



LOS ANGELES CHARGERS

DIVISION 2021 RECORD 2022 VEGAS WIN TOTAL
AFC WEST (9-8) (10)

GENERAL MANAGER
TOM TELESCO

HEAD COACH
BRANDON STALEY

OFFENSIVE COORDINATOR
JOE LOMBARDI

DEFENSIVE COORDINATOR
RENALDO HILL

REVIEW & ANALYSIS

2021 SEASON REVIEW 2021 was a coming of age for QB Justin Herbert. He was electric and built off his excellent rookie season, finishing 6th in EPA per drop back. The Chargers were one of the best teams in the NFL at times last year but were too inconsistent, as evidenced by their season-ending loss to the Raiders with a trip to the Playoffs on the line. The defense was 3rd worst in stopping the run, by DVOA, and stop me if you heard this before but the Chargers special teams really let them down. They finished 28th in football outsiders' special teams metric and that followed up back-to-back 32nd ranked special teams. HC Brandon Staley came in and put his stamp on the season with a major application of analytics. The Chargers sent their offense on the field on 4th down at the right times and converted the most in the NFL while also attempting the most two-point conversions. But it wasn't without controversy as the Chargers finished 4-5 in one score games because of some of the 4th down and two-point conversion misses.

LUCK FACTOR No team has historically been on the wrong side of luck more than the Chargers. They finished 26th in fumble recoveries, 22nd in opposing FG % and dead last in 3rd downs allowed versus expected. The 3rd down defense was atrocious and likely the biggest reason why they missed out on the Playoffs last year. Not that they were great on early downs but their 24th ranking is at least not last. They allowed a league leading 71.7% success rate on opposing runs on 3rd down.

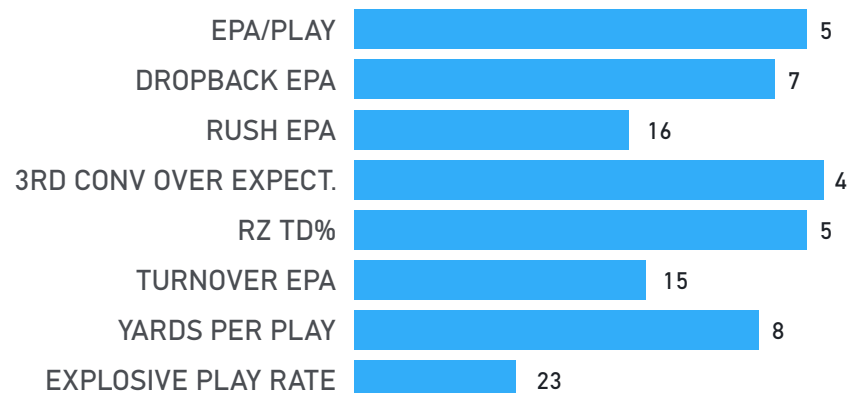
SCHEDULE The schedule was middle of the pack last year and is expected to be the same again this season. Outside of their own division and the NFC West, they get easy competition in the NFC South plus Seattle and Atlanta. They also get to play the Browns in week 5, when Deshaun Watson is expected to be suspended. They also only play one road game in potentially cold elements, in Denver week 18.

STRENGTHS This roster is loaded and there are strengths up and down the position groups. Their pass rush should be phenomenal considering they get to pair up elite pass rusher Joey Bosa with OLB Khalil Mack, whom they acquired from the Bears. Also, veteran OLB Kyle Van Noy provides excellent depth. The secondary is also stacked with the additions of high-priced FA CB J.C. Jackson (6th in PFF cover grade and the 8th lowest completion percentage allowed last year at 51%) from NE and elite slot CB Bryce Callahan to go along with promising 2nd year CB Asante Samuel Jr. and star S Derwin James. The offense should be excellent again with Herbert throwing to WRs Keenan Allen and Mike Williams. Expect WR Josh Palmer to step up and solidify the 3rd WR role in his 2nd season. Also, RB Austin Ekeler looks to repeat his 70 receptions and eight receiving TDs, both ranking in the top 2 among all RBs.

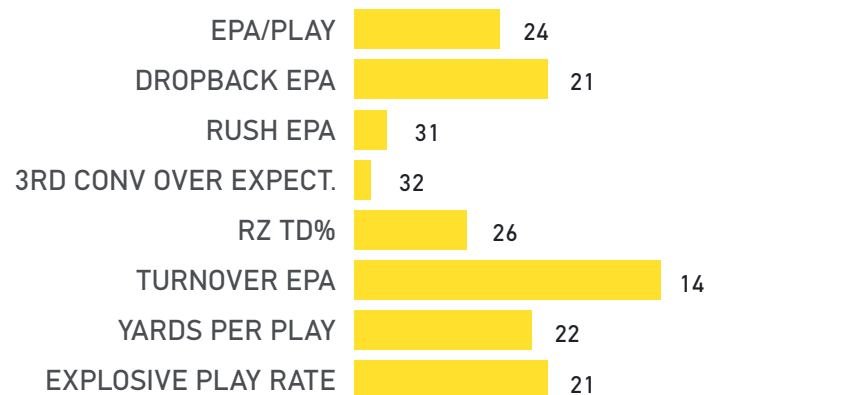
WEAKNESSES It's hard to find a lot of weaknesses but the offensive line is always a shaky position group for the Chargers. LT Rashawn Slater is already a top 10 Tackle after his rookie season and veteran Center Corey Linsley continued his elite level play with the 2nd highest grade among Centers from PFF. The right side of the line is a question mark, however. The RG position will likely go to first round pick Zion Johnson of Boston College. And incumbent RT Storm Norton is currently slated to start again. He is quite simply a disaster, as he graded out as the 84th ranked pass blocking Tackle out of 88 players. His 8% pressure rate allowed ranked 69th last season.

2022 OUTLOOK What is not to love about this Chargers team? I know they play in the toughest division in football but having an elite QB in his 3rd season, with excellent weapons and quite possibly the best roster in all of football, there are many reasons to like their prospects. Their pass rush should be elite with Bosa and Mack while they fortified their biggest weakness in stopping the run through free agent signings of DTs Sebastian Joseph-Day and Austin Johnson. Their secondary boasts two All-Pro players in Jackson and James with CBs Callahan and Samuel Jr. filling their roles nicely. I have them as underdogs in only one game, week two at KC. I have the Chargers making the Super Bowl this season.

OFFENSIVE ADVANCED METRICS RANK



DEFENSIVE ADVANCED METRICS RANK



OFFENSIVE LINE & DEFENSIVE LINE RANKS



LUCK FACTORS

FUMBLE REC%	INJURY LUCK	ONE SCORE GM WIN%	OPP FG%	WINS v PYTH EXP.
41.4% (26)	(9)	44% (18)	88% (22)	0.2 (12)

2021 SCHEDULE

2022 SCHEDULE

Week	Opponent	Result	Score	Opponent	Result	Score
1	@ W	W	20-16	1	v	(8.5)
2	v	L	17-20	2	@	(10.5)
3	@	W	30-24	3	v	(6.5)
4	v	W	28-14	4	@	(4.5)
5	v	W	47-42	5	@	(9.5)
6	@	L	6-34	6	v	(10.0)
8	v	L	24-27	7	v	(5.5)
9	@	W	27-24	9	@	(5.0)
10	v	L	20-27	10	@	(10.0)
11	v	W	41-37	11	v	(10.5)
12	@	L	13-28	12	@	(8.5)
13	@	W	41-22	13	@	(8.5)
14	v	W	37-21	14	v	(9.0)
15	v	L	28-34	15	v	(9.0)
16	@	L	29-41	16	@	(10.0)
17	v	W	34-13	17	v	(10.5)
18	@	L	32-35	18	@	(10.0)

(19/32) 0.510
AVG OPP WIN%

(20/32) (8.6)
AVG OPP VEGAS TOTAL

DEPTH CHART

	1	2
OFFENSE		
C	COREY LINSLEY	WILL CLAPP
FB	ZANDER HORVATH	GABE NABERS
LG	MATT FEILER	JAMAREE SALYER
LT	RASHAWN SLATER	STORM NORTON
LWR	MIKE WILLIAMS	MICHAEL BANDY
QB	JUSTIN HERBERT	CHASE DANIEL
RB	AUSTIN EKELER	ISAIAH SPILLER
RG	ZION JOHNSON	BRENDEN JAIMES
RT	TREY PIPKINS III	FOSTER SARELL
RWR	JOSHUA PALMER	JALEN GUYTON
RWR	KEENAN ALLEN	DEANDRE CARTER
TE	GERALD EVERETT	DONALD PARHAM JR.
DEFENSE		
DE	JERRY TILLERY	MORGAN FOX
DT	SEBASTIAN JOSEPH-DAY	CHRISTIAN COVINGTON
FS	NASIR ADDERLEY	JT WOODS
ILB	KENNETH MURRAY JR.	TROY REEDER
ILB	DRUE TRANQUILL	AMEN OGBONNIA
LCB	J.C. JACKSON	MICHAEL DAVIS
NB	BRYCE CALLAHAN	JASIR TAYLOR
NT	AUSTIN JOHNSON	OTITO OGBONNIA
OLB	KHALIL MACK	KYLE VAN NOY
OLB	JOEY BOSA	CHRIS RUMPH II
RCB	ASANTE SAMUEL JR.	TEVAUGHN CAMPBELL
SS	DERWIN JAMES JR.	ALOHI GILMAN

PLAYERS ADDED


DE	MORGAN FOX
DT	SEBASTIAN JOSEPH-DAY
LCB	J.C. JACKSON
LOLB	KYLE VAN NOY
LTE	GERALD EVERETT
NB	BRYCE CALLAHAN
NT	AUSTIN JOHNSON
RILB	TROY REEDER
ROLB	KHALIL MACK
SWR	DEANDRE CARTER

PLAYERS LOST

C	SCOTT QUESSENBERRY
CB	CHRIS HARRIS
DT	JUSTIN JONES
DT	LINVAL JOSEPH
G	ODAY ABOUSHI
RB	JUSTIN JACKSON
SLB	UCHENNA NWOSU
T	BRYAN BULAGA
T	MICHAEL SCHOFIELD
TE	JARED COOK
WLB	KYZIR WHITE

NFL DRAFT

R	#	POS	PLAYER	COLLEGE
1	17	G	ZION JOHNSON	BOSTON COL.
3	79	SAF	JT WOODS	BAYLOR
4	123	RB	ISAIAH SPILLER	TEXAS A&M
5	160	DT	OTITO OGBONNIA	UCLA
6	195	OL	JAMAREE SALYER	GEORGIA
6	214	DB	JASIR TAYLOR	WAKE FOREST
7	236	DB	DEANE LEONARD	MISSISSIPPI
7	260	RB	ZANDER HORVATH	PURDUE



LOS ANGELES RAMS

DIVISION 2021 RECORD 2022 VEGAS WIN TOTAL
 NFC WEST (12-5) (10.5)

GENERAL MANAGER
 LES SNEAD

HEAD COACH
 SEAN MCVAY

OFFENSIVE COORDINATOR
 LIAM COEN

DEFENSIVE COORDINATOR
 RAHEEM MORRIS

REVIEW & ANALYSIS

2021 SEASON REVIEW Introducing your 2021 Super Bowl Champion LA Rams. What's funny is that similar to the Bucs in 2020, the Rams were not a top three seed in the NFC yet caught some breaks and won the Super Bowl. People forget that the Rams were 7-4, following a 3rd straight loss, where QB Matthew Stafford threw as many INTs as possible and TDs, including a pick 6 in all three. There were not a lot of believers in this team as a Super Bowl contender. But they righted the ship, won five of their last six games heading into the Playoffs and won three straight games by three points to win the title. Stafford was excellent in the Playoffs and WR Cooper Kupp marched his way to one of the best WR seasons in NFL history. The offense finished 8th in DVOA while the defense was 5th. This offseason, guys got PAID. Stafford signed a four-year extension worth \$160 million, and DT Aaron Donald signed the largest contract for a non-QB in NFL history.

LUCK FACTOR This was not a dominant team, as they finished 7th in the NFL in point differential and did so against an average strength of schedule. In fact, based on Pythagorean Expectations, they exceeded their win total by nearly 1.5 games, 6th most in the NFL. The Rams went 4-2 in one score games and for the 5th straight year, the Rams were one of the 10 healthiest teams in the NFL. It's really incredible how they continually stay relatively healthy, as compared to the rest of the NFL, year after year. They may suffer a big injury here and there but it's never to a QB and it rarely turns into cluster injuries at one key position. Another positive is that the Rams actually recovered the lowest rate of fumbles on the ground in the NFL.

SCHEDULE Last season they faced the league average strength of schedule but are slated to go up against the 3rd toughest in 2022. They get the AFC West plus Tampa and Buffalo in the opener. They also have to go to Lambeau again in December and we saw how they struggled in the cold last season. Of note, the Rams play nine true home games and eight road games, however, one of the "road" games is against the Chargers in LA. In essence, it's only seven games where they actually have to step on to a bus.

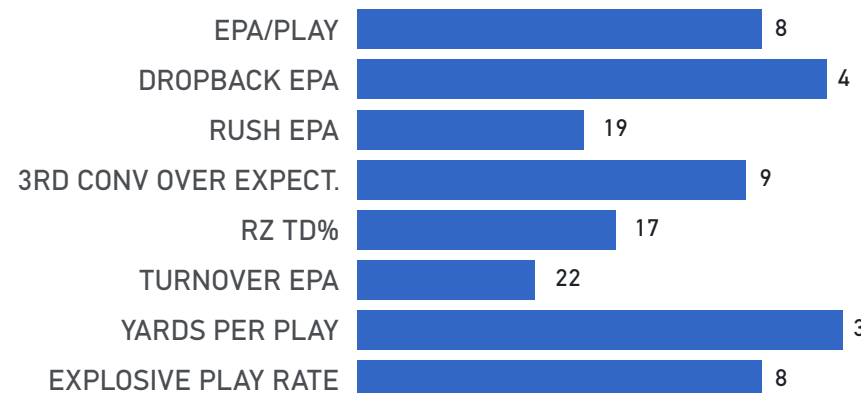
STRENGTHS This offense produced a ton of big plays behind the strong arm of Stafford and the play of Kupp. His 2021 season stat line of 145 receptions, 1,947 yards and 16 TDs were just absurd. Stafford finished 6th in EPA and was #1 in the NFL in completed air yards per attempt. He pushed the ball down field way more than his predecessor Jared Goff and it paid off. The Rams did lose a leader in WR Robert Woods when they traded him to the Titans and lost OBJ to a torn ACL. But they did add veteran WR Allen Robinson, who is looking to revive his career with a legitimate QB. Robinson does not get a lot of separation anymore but will win a bunch of contested catch situations.

WEAKNESSES The offensive line was a strength last season, ranking 9th in adjusted sack rate allowed and 11th in pass block efficiency. The starting five also missed six total games, including the Playoffs. That continuity will be tested right off the bat as grizzly old veteran LT Andrew Whitworth retired and RG Austin Corbett left in free agency. Whitworth was a perennial elite Tackle and finished his career ranked #1 in PFF pass block grade and #2 in lowest pressure rate allowed. His replacement, veteran Joseph Noteboom, has played a lot and in 12 games at LT the last two seasons, has allowed 1 total sack with zero games graded below 60 by PFF. The issue will be if he can sustain this for a full season and the depth behind him. Rookie 3rd round pick Logan Bruss from Wisconsin is likely the new starter at RG. Bruss converted to Guard from Tackle and is known much more as a better run blocker than pass protector.

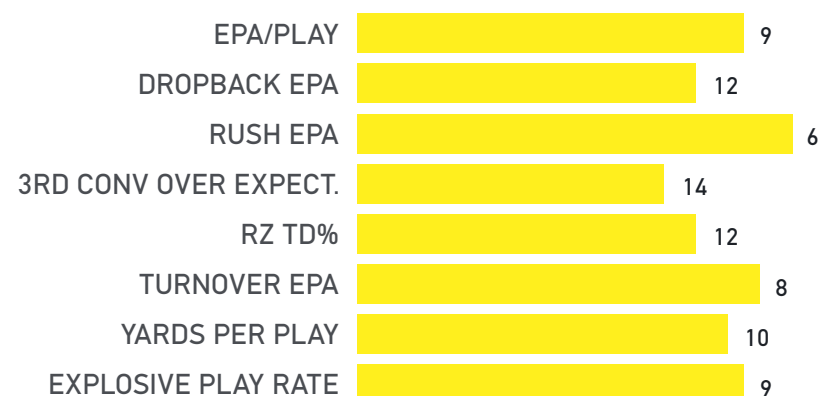
Just in general, when you look up and down this roster, it is once again very top heavy. The Rams have built this team by acquiring stars and hoping late round picks can fill the rest of the gaps. It has worked so far and as mentioned above, they rarely have to deal with position cluster injuries. For example, CB Jalen Ramsey is the best defensive back in the NFL but the other CBs around him are no names. There is nobody behind Stafford and the defensive and offensive lines are lacking in any depth. One day it will come back to haunt them.

2022 OUTLOOK In a weak NFC, the Rams are still a top three team, but I am not as convinced of them just strolling to another Super Bowl. Let's remember that the Rams were a 4 seed who needed three straight three-point wins to win the title. And if Kyle Shanahan wasn't so afraid of a 4th and short conversion or if Safety Jaquiski Tartt doesn't drop an easy INT late in the NFC title, the Rams may never even get to the Super Bowl. With a much more difficult schedule, I can see the Rams struggling a bit just to get to the Wildcard game.

OFFENSIVE ADVANCED METRICS RANK



DEFENSIVE ADVANCED METRICS RANK



OFFENSIVE LINE & DEFENSIVE LINE RANKS



LUCK FACTORS

FUMBLE REC%	INJURY LUCK	ONE SCORE GM WIN%	OPP FG%	WINS v PYTH EXP.
34.4% (32)	(5)	67% (6)	91% (28)	1.4 (6)

2021 SCHEDULE

2022 SCHEDULE

Week	Opponent	Result	Score	Opponent	Result	Score
1	vs CIN	W	34-14	1	vs BUF	(11.5)
2	@ HOU	W	27-24	2	vs ATL	(5.0)
3	vs PIT	W	34-24	3	@ ARI	(8.5)
4	vs ARI	L	20-37	4	@ SF	(10.0)
5	@ SEA	W	26-17	5	vs DAL	(10.0)
6	@ NYJ	W	38-11	6	vs IND	(6.0)
7	vs DEN	W	28-19	8	vs SF	(10.0)
8	@ MIA	W	38-22	9	@ PIT	(11.5)
9	vs WASH	L	16-28	10	vs ARI	(8.5)
10	@ SF	L	10-31	11	@ NO	(8.0)
12	@ GB	L	28-36	12	@ KC	(10.5)
13	vs JAX	W	37-7	13	vs SEA	(5.5)
14	@ ARI	W	30-23	14	vs BAL	(8.5)
15	vs SEA	W	20-10	15	@ GB	(11.0)
16	@ DEN	W	30-23	16	vs HOU	(10.0)
17	@ WASH	W	20-19	17	@ MIA	(10.0)
18	vs SF	L	24-27	18	@ SEA	(5.5)

(10/32) 0.483
 AVG OPP WIN%

(30/32) (8.8)
 AVG OPP VEGAS TOTAL

DEPTH CHART

	1	2
OFFENSE		
C	BRIAN ALLEN	COLEMAN SHELTON
LG	DAVID EDWARDS	TREMAYNE ANCHRUM JR.
LT	JOE NOTEBOOM	AJ JACKSON
LWR	ALLEN ROBINSON II	BEN SKOWRONEK
QB	MATTHEW STAFFORD	JOHN WOLFORD
RB	CAM AKERS	DARRELL HENDERSON JR.
RG	LOGAN BRUSS	BOBBY EVANS
RT	ROB HAVENSTEIN	AJ ARCURI
RWR	VAN JEFFERSON	TUTU ATWELL
SWR	COOPER KUPP	BRANDON POWELL
TE	TYLER HIGBEE	KENDALL BLANTON
DEFENSE		
DE	A'SHAWN ROBINSON	EARNEST BROWN IV
DT	AARON DONALD	MARQUISE COPELAND
FS	NICK SCOTT	TAYLOR RAPP
ILB	BOBBY WAGNER	TRAVIN HOWARD
ILB	ERNEST JONES	CHRISTIAN ROZEBOOM
LCB	DAVID LONG JR.	ROBERT ROCHELL
NB	TROY HILL	COBIE DURANT
NT	GREG GAINES	MICHAEL HOECHT
OLB	LEONARD FLOYD	TERRELL LEWIS
OLB	JUSTIN HOLLINS	CHRIS GARRETT
RCB	JALEN RAMSEY	DERION KENDRICK
SS	JORDAN FULLER	TERRELL BURGESS

PLAYERS ADDED

LILB	BOBBY WAGNER
LWR	ALLEN ROBINSON
NB	TROY HILL

PLAYERS LOST

DT	SEBASTIAN JOSEPH-DAY
FS	J.R. REED
LDE	OGBO OKORONKWO
LWR	ROBERT WOODS
MLB	KENNY YOUNG
NB	DARIOUS WILLIAMS
OL	ANDREW WHITWORTH
RB	SONY MICHEL
RDE	VON MILLER
RG	AUSTIN CORBETT
RILB	TROY REEDER
WR	ODELL BECKHAM

NFL DRAFT

R	#	POS	PLAYER	COLLEGE
3	104	OL	LOGAN BRUSS	WISCONSIN
4	142	DB	DECOBIE DURANT	SOUTH CAROLINA ST.
5	164	RB	KYREN WILLIAMS	NOTRE DAME
6	211	DB	QUENTIN LAKE	UCLA
6	212	DB	DERION KENDRICK	GEORGIA
7	235	LB	DANIEL HARDY	MONTANA ST.
7	253	DB	RUSS YEAST	KANSAS ST.
7	261	OT	AJ ARCURI	MICHIGAN ST.



MIAMI DOLPHINS

DIVISION 2021 RECORD 2022 VEGAS WIN TOTAL
AFC EAST (9-8) (9)

GENERAL MANAGER
CHRIS GRIER

HEAD COACH
MIKE MCDANIEL

OFFENSIVE COORDINATOR
FRANK SMITH

DEFENSIVE COORDINATOR
JOSH BOYER

REVIEW & ANALYSIS

2021 SEASON REVIEW The 2021 Miami Dolphins season was defined by two major streaks. After beating the Patriots in the first week of the season, they went on to lose seven straight games before going on a seven-game win streak and ultimately winning 8 of their last 9 games of the season. Four of those early season losses came with Jacoby Brissett under center and not Tua Tagovailoa (excluding the Baltimore game where he only played 46% of snaps). With Tua under center, the Dolphins went 7-4 and had a +34-point differential. The nine Dolphins wins came against these QBs- Mac Jones 2x, Davis Mills, Lamar Jackson on a TNF following an OT game, Zach Wilson 2x, Cam Newton, Mike Glennon and Ian Book.

LUCK FACTOR The Miami Dolphins overachieved last season based on their point differential as they were expected to win 7.6 games, exceeding their actual win total by 1.4 games. As described above, they beat a lot of really poor QBs, and four of their nine wins came by one score. When they stepped up in class against Tampa, Buffalo and Tennessee the Dolphins lost by an average of 27 ppg. Outside of losing Tua for a handful of games, Miami was able to escape major injuries, ranking as the 4th healthiest team in the NFL. What is interesting is the 2020 Dolphins defense was due for some major regression, considering they finished the season 1st in takeaways and 1st in 3rd down conversions allowed versus expected. They weren't as stout on 3rd downs in 2021, but still managed to finish as the 9th best defense. They were 10th in takeaways as well. The defense would be hard pressed to produce similar results for a 3rd straight season.

SCHEDULE The Dolphins schedule goes from 6th easiest to near league average this year. The toughest stretch for Miami comes in December with an absolutely horrifying slate of opponents. They start the month and face the 49ers, Chargers, and Bills in a row and all on the road. That is before coming home to face Aaron Rodgers and the Packers on Christmas before going on the road again at New England.

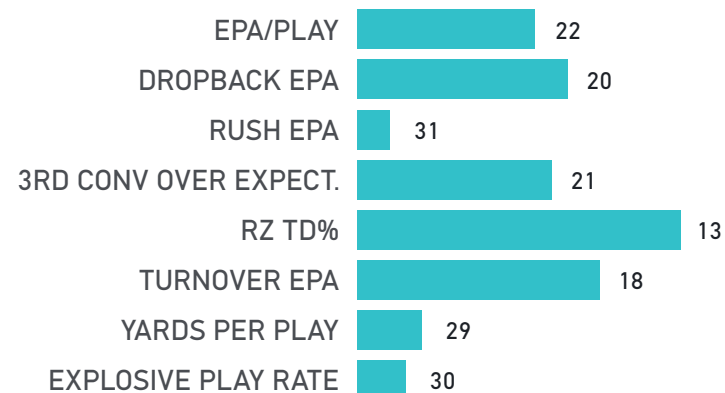
STRENGTHS The biggest strength the Dolphins have is their defense and especially the pass rush. The defense finished 8th in EPA and 10th in DVOA. The Dolphins were top ten in both pass rush win rate (43%) and run stop rate (31%) as well. They produced the 3rd highest pressure rate among NFL defenses and were 5th in sacks. They re-signed pass rusher Emmanuel Ogbah after back-to-back seasons of 9+ sacks, and signed FA DE Melvin Ingram, a top 25 pass rusher by PFF last season to add to the mix.

Offensively, Miami brought in the explosive WR Tyreek Hill to add to last year's top pick Jaylen Waddle. New head coach Mike McDaniel brings with him the Shanahan scheme and he is hoping that unlocks the patented yards after the catch that system typically exploits. He is also hoping new RBs Raheem Mostert and Chase Edmonds can find those big plays within the scheme.

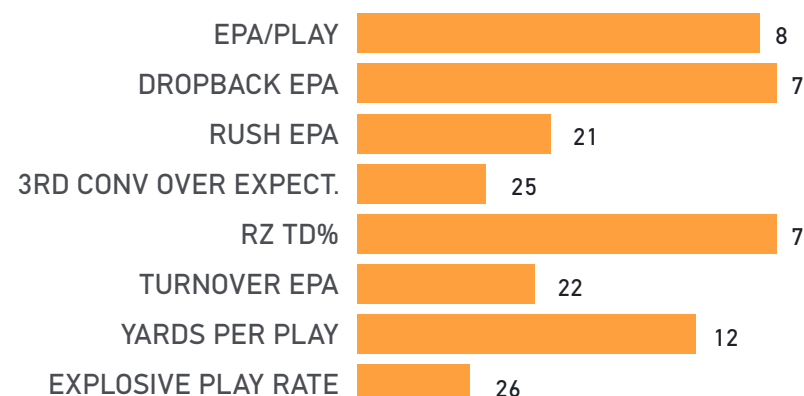
WEAKNESSES The Miami OL was their biggest weakness in 2021, but they went out and addressed it in free agency. According to PFF, the Dolphins graded out as the worst pass blocking unit and the third worst run blocking unit in the NFL. They tried to remedy this issue with the big money signing of LT Terron Armstead and C Connor Williams. Armstead is a consistent top 10 graded LT while Williams had his best pass blocking grade (74.0) of his career last year. However, Armstead battled through a lot of injury issues last season, missing nine games, and is turning 31 in July. It remains to be seen if he can replicate his success in New Orleans.

2022 OUTLOOK A lot of 2022 is contingent on Tua's development. During that seven game win streak last year, Tua performed like a top 5 QB, by EPA. Granted that was against bad competition, so he will clearly have to prove it for a full season. He has no excuses with a better OL and the addition of Hill. His deep ball is an issue as he was 21st in deep ball grade and produced the 3rd highest percentage of turnover worthy plays on those deep passes. He relied a lot on guys like Gisecki and Parker to make contested catches. I think the offense will make a leap but the defense should regress a bit with the regression from turnovers and 3rd down stops. Another 9-8 looks to be on the agenda.

OFFENSIVE ADVANCED METRICS RANK



DEFENSIVE ADVANCED METRICS RANK



OFFENSIVE LINE & DEFENSIVE LINE RANKS



LUCK FACTORS

FUMBLE REC%	INJURY LUCK	ONE SCORE GM WIN%	OPP FG%	WINS v PYTH EXP.
58.5% (4)	(4)	57% (10)	84% (14)	1.4 (7)

DEPTH CHART

	1	2
OFFENSE		
C	CONNOR WILLIAMS	MICHAEL DEITER
FB	ALEC INGOLD	JOHN LOVETT
LG	LIAM EICHENBERG	ROBERT JONES
LT	TERRON ARMSTEAD	GREG LITTLE
LWR	JAYLEN WADDLE	ERIK EZUKANMA
QB	TUA TAGOVAILOA	TEDDY BRIDGEWATER
RB	CHASE EDMONDS	RAHEEM MOSTERT
RG	ROBERT HUNT	SOLOMON KINDLEY
RT	AUSTIN JACKSON	LARNEL COLEMAN
RWR	TYREEK HILL	TRENT SHERFIELD
SWR	CEDRICK WILSON JR.	LYNN BOWDEN JR.
TE	MIKE GESICKI	DURHAM SMYTHE
DEFENSE		
DE	EMMANUEL OGBAH	ADAM BUTLER
DT	CHRISTIAN WILKINS	ZACH SIELER
FS	JEVON HOLLAND	SHELDRIK REDWINE
LCB	XAVIEN HOWARD	NOAH IGBINOGENE
LILB	ELANDON ROBERTS	CHANNING TINDALL
LOLB	ANDREW VAN GINKEL	BRENNAN SCARLETT
NB	NIK NEEDHAM	TRILL WILLIAMS
NT	RAEKWON DAVIS	JOHN JENKINS
RCB	BYRON JONES	KEION CROSSEN
RILB	JEROME BAKER	DUKE RILEY
ROLB	JAELAN PHILLIPS	MELVIN INGRAM III
SS	BRANDON JONES	ERIC ROWE

PLAYERS ADDED

C	CONNOR WILLIAMS
LT	TERRON ARMSTEAD
QB	TEDDY BRIDGEWATER
RB	CHASE EDMONDS
RB	RAHEEM MOSTERT
RB	SONY MICHEL
ROLB	PORTER GUSTIN
RWR	TYREEK HILL
SWR	CEDRICK WILSON

PLAYERS LOST

C	AUSTIN REITER
C	GREG MANCZ
DB	JASON MCCOURTY
LWR	DEVANTE PARKER
NB	JUSTIN COLEMAN
PR	JAKEEM GRANT
QB	JACOBY BRISSETT
RB	MYLES GASKIN
RB	PHILLIP LINDSAY
RG	JESSE DAVIS
SWR	ALBERT WILSON
WR	WILLIAM FULLER

NFL DRAFT

R	#	POS	PLAYER	COLLEGE
3	102	LB	CHANNING TINDALL	GEORGIA
4	125	WR	ERIK EZUKANMA	TEXAS TECH
7	224	OLB	CAMERON GOODE	CALIFORNIA
7	247	QB	SKYLAR THOMPSON	KANSAS ST.

2021 SCHEDULE

1	@	W 17-16
2	v	L 0-35
3	@	L 28-31
4	v	L 17-27
5	@	L 17-45
6	@	L 20-23
7	v	L 28-30
8	@	L 11-26
9	v	W 17-9
10	v	W 22-10
11	@	W 24-17
12	v	W 33-10
13	v	W 20-9
15	v	W 31-24
16	@	W 20-3
17	@	L 3-34
18	v	W 33-24

2022 SCHEDULE

1	v	(8.5)
2	@	(9.5)
3	v	(11.5)
4	@	(10.0)
5	@	(5.5)
6	v	(9.0)
7	v	(7.0)
8	@	(6.5)
9	@	(6.5)
10	v	(9.5)
12	v	(4.5)
13	@	(10.0)
14	@	(10.0)
15	@	(11.5)
16	v	(11.0)
17	@	(8.5)
18	v	(5.5)

(1/32) 0.464
AVG OPP WIN%

(19/32) (8.5)
AVG OPP VEGAS TOTAL



MINNESOTA VIKINGS

DIVISION 2021 RECORD 2022 VEGAS WIN TOTAL
NFC NORTH (8-9) (9)

GENERAL MANAGER
KWESI ADOFO-MENSAH
 OFFENSIVE COORDINATOR
WES PHILLIPS

HEAD COACH
KEVIN O'CONNELL
 DEFENSIVE COORDINATOR
ED DONATELL

REVIEW & ANALYSIS

2021 SEASON REVIEW A year ago there were high hopes that the Vikings were on the rise and a potential sleeper contender for the Super Bowl. But after missing the playoffs for a third time in four years, the Vikings fired Mike Zimmer and he was replaced with Kevin O'Connell, the OC of the Rams. O'Connell has familiarity with incumbent QB Kirk Cousins, as he was the QB coach when they were both in Washington in 2017. Pretty incredible, but the 2021 Vikings were the epitome of average. They finished 16th in offensive, defensive and overall team DVOA. They also finished the season with a -1-point differential. Turn on a Vikings game and you were bound to be entertained as they seemingly played close games each and every week.

LUCK FACTOR The Vikings underachieved relative to expectations in 2021 but it wasn't for a lack of trying. They played in a league leading 14 one score games while playing 10 games where the game wasn't decided until the final play of the game. They were 6-8 in those close games but if a few bounces more go their way, they make the Playoffs and Zimmer likely retains his job. On the positive, they did recover the third highest rate of available fumbles in the NFL while gaining the 5th most net EPA from turnovers.

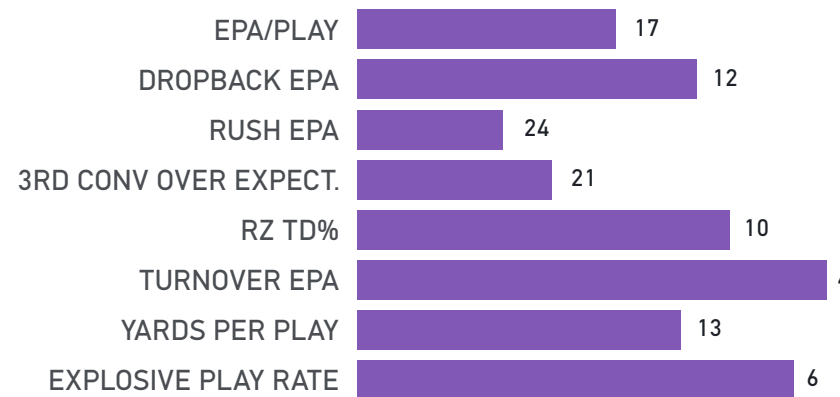
SCHEDULE There's not a big shift in strength of schedule for Minnesota after facing the 11th toughest schedule last year. In the final seven weeks of the 2022 season the Vikings only play two teams that made the playoffs last year (Patriots and Packers) and four against the Bears, Jets, Lions and Giants. The Vikings do catch a break with nine home games and one of their eight "road" games being played overseas against the Saints.

STRENGTHS The Vikings are loaded at the skill positions with star Justin Jefferson, veteran Adam Thielen and last year's surprise K.J. Osborne at WR. RB Dalvin Cook is always a threat to take it to the house and finished top 10 in explosive run rate for the third straight season. With Cousins under center and the weapons surrounding him, the Vikings do have the firepower to compete with anybody. Unfortunately, Zimmer continued to demand too heavy of a run/pass split, especially on early downs and they finished last season throwing the ball 2% less than expectations. They also relied way too much on two WR personnel groupings and had three WRs on the field at the 5th lowest level in the NFL. In comes O'Connell who is likely to bring with him the Rams heavy three WR set package. The Rams ran 1-1 personnel (3 WR, 1 TE, 1 RB) a league high 86% of the time last season and expectations that the Vikings will increase their usage as well. The Vikings should know after this season if Cousins is the long-term answer. Last season the Vikings finished sixth in pressure rate and 2nd in sacks on defense. That was a bit surprising considering their top two pass rushers, Danielle Hunter and Everson Griffen, missed a combined 18 games last season and no one player on the defense recorded more than eight sacks. For this season, the Vikings get back Hunter from injury and have added elite pass rusher DE Za'Darius Smith away from the rival Packers. After missing all of 2020, Hunter came back and recorded six sacks in only seven games last season before another unrelated season-ending injury. Smith could only play one game last season, but he recorded three straight double digit sack seasons prior to 2021. If both are finally healthy, that is one of the best edge rushing tandems in the NFL.

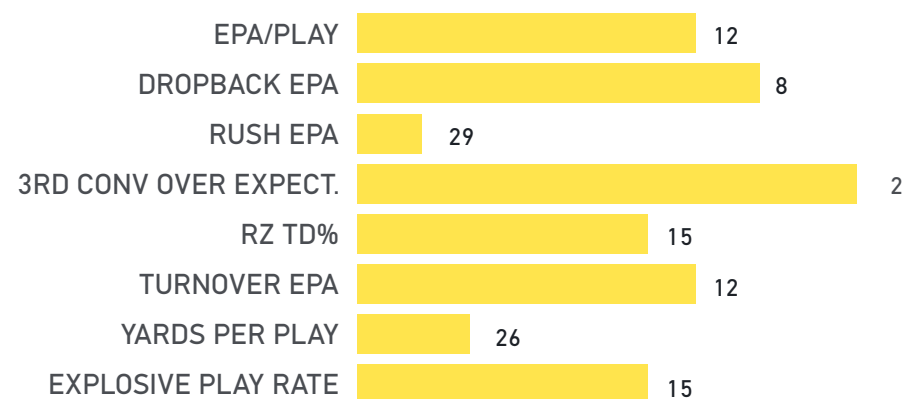
WEAKNESSES New General Manager Kwesi Adofo-Mensah saw the Vikings had major holes in their secondary and tried to rectify that during the Draft. He used two of his top three picks on secondary players. Not one player in the secondary with at least 100 coverage snaps earned a PFF grade above 70. After performing like an All-Pro CB for a number of years, Patrick Peterson has seen a steep decline in his play and hasn't graded as a top 60 coverage CB since 2018. The Vikings selected CB Andrew Booth and S Lewis Cine to help upgrade the group.

2022 OUTLOOK A year after receiving sleeper Super Bowl hype, I think this Vikings team has the talent to surprise this season in the NFC. I think the addition of O'Connell and his fresh look at offense compared to Zimmer could re-invigorate this team. Give Cousins time and a clean pocket and he can dice up any defense. He finished top five in completion percentage and ypa with a clean pocket last season. If the Vikings can get through Thanksgiving around .500, the end of the season schedule opens up where they can make a run at the Playoffs.

OFFENSIVE ADVANCED METRICS RANK



DEFENSIVE ADVANCED METRICS RANK



OFFENSIVE LINE & DEFENSIVE LINE RANKS



LUCK FACTORS

FUMBLE REC%	INJURY LUCK	ONE SCORE GM WIN%	OPP FG%	WINS v PYTH EXP.
60.6% (3)	(21)	43% (21)	85% (15)	-0.5 (23)

2021 SCHEDULE

2022 SCHEDULE

Week	Opponent	Result	Score	Opponent	Result	Score
1	@	L	24-27	1	v	(11.0)
2	@	L	33-34	2	@	(9.5)
3	v	W	30-17	3	v	(6.5)
4	v	L	7-14	4	@	(8.0)
5	v	W	19-17	5	v	(6.5)
6	@	W	34-28	6	@	(9.0)
8	v	L	16-20	8	v	(8.5)
9	@	L	31-34	9	@	(8.0)
10	@	W	27-20	10	@	(11.5)
11	v	W	34-31	11	v	(10.0)
12	@	L	26-34	12	v	(8.5)
13	@	L	27-29	13	v	(5.5)
14	v	W	36-28	14	@	(6.5)
15	@	W	17-9	15	v	(10.0)
16	v	L	23-30	16	v	(7.0)
17	@	L	10-37	17	@	(11.0)
18	v	W	31-17	18	@	(6.5)

(17/32) 0.507
AVG OPP WIN%

(14/32) (8.4)
AVG OPP VEGAS TOTAL

DEPTH CHART

	1	2
OFFENSE		
C	GARRETT BRADBURY	AUSTIN SCHLOTTMANN
FB	C.J. HAM	JAKE BARGAS
LG	EZRA CLEVELAND	CHRIS REED
LT	CHRISTIAN DARRISAW	VEDERIAN LOWE
LWR	ADAM THIELEN	BISI JOHNSON
QB	KIRK COUSINS	SEAN MANNION
RB	DALVIN COOK	ALEXANDER MATTISON
RG	JESSE DAVIS	ED INGRAM
RT	BRIAN O'NEILL	OLISAEMEKA UDOH
RWR	JUSTIN JEFFERSON	JALEN NAILOR
SWR	K.J. OSBORN	IHMIR SMITH-MARSETTE
TE	IRV SMITH JR.	BEN ELLEFSON
DEFENSE		
DE	HARRISON PHILLIPS	ESEZI OTOMEWO
DT	ARMON WATTS	JAYLEN TWYMAN
FS	LEWIS CINE	CAMRYN BYNUM
ILB	ERIC KENDRICKS	BLAKE LYNCH
ILB	JORDAN HICKS	BRIAN ASAMOAH
LCB	PATRICK PETERSON	AKAYLEB EVANS
NB	CHANDON SULLIVAN	PARRY NICKERSON
NT	DALVIN TOMLINSON	JAMES LYNCH
OLB	ZADARIUS SMITH	D.J. WONNUM
OLB	DANIELLE HUNTER	PATRICK JONES II
RCB	CAMERON DANTZLER	ANDREW BOOTH JR.
SS	HARRISON SMITH	JOSH METELLUS

PLAYERS ADDED

C	AUSTIN SCHLOTTMANN
DE	JONATHAN BULLARD
DT	HARRISON PHILLIPS
LG	CHRIS REED
LILB	JORDAN HICKS
LOLB	ZADARIUS SMITH
NB	CHANDON SULLIVAN
RG	JESSE DAVIS
SWR	ALBERT WILSON

PLAYERS LOST

C	MASON COLE
CB	BASHAUB BREELAND
CB	MACKENSIE ALEXANDER
DE	EDDIE YARBROUGH
DE	EVERSON GRIFFEN
DT	SHELDON RICHARDSON
FS	XAVIER WOODS
LB	ANTHONY BARR
LTE	TYLER CONKLIN
NT	MICHAEL PIERCE
RILB	NICK VIGIL
T	RASHOD HILL

NFL DRAFT

R	#	POS	PLAYER	COLLEGE
1	32	DB	LEWIS CINE	GEORGIA
2	42	CB	ANDREW BOOTH	CLEMSON
2	59	G	ED INGRAM	LSU
3	66	LB	BRIAN ASAMOAH	OKLAHOMA
4	118	DB	AKAYLEB EVANS	MISSOURI
5	165	DT	ESEZI OTOMEWO	MINNESOTA
5	169	RB	TY CHANDLER	NORTH CAROLINA
6	184	OL	VEDERIAN LOWE	ILLINOIS
6	191	WR	JALEN NAILOR	MICHIGAN ST.
7	227	TE	NICK MUSE	SOUTH CAROLINA



NEW ENGLAND PATRIOTS

DIVISION: AFC EAST | 2021 RECORD: (10-7) | 2022 VEGAS WIN TOTAL: (8.5)

GENERAL MANAGER: BILL BELICHICK

HEAD COACH: BILL BELICHICK

OFFENSIVE COORDINATOR

DEFENSIVE COORDINATOR

REVIEW & ANALYSIS

2021 SEASON REVIEW The 2021 New England Patriots spent big money (most in the NFL) in FA prior to the 2021 season and it ended up working out. Even though not a single WR topped 900 yards, the Patriots offense ranked 9th in DVOA and ended up scoring more points than the Bengals, Packers and Rams. At the end of the day, the Patriots identity never changed. Ranking 2nd best in points allowed and 4th in yards allowed, they also had the 3rd highest point differential in the entire NFL. QB Mac Jones was excellent as a rookie and posted the 10th best rookie season for a QB, based on passer rating, and tied for the best completion percentage among all rookie QBs since 1990. From Weeks 5-13, when the Patriots went on a 7-game winning streak, Jones had the second highest EPA/Play 0.227, only Aaron Rodgers' was higher.

LUCK FACTOR Despite all the offensive and defensive accolades, the Patriots underachieved according to Pythagorean expectations. The Patriots had the 2nd most expected wins (12.6) but only won 10 games. They ranked last (-2.43) when it came to actual wins vs Pythagorean expectations. Even though they didn't win as many games as expected, they still ran hot on 3rd downs as they ranked top 5 on both sides of the ball. In addition, opponents made the lowest percentage of FGs (67%) in the NFL. That figure was a full 7% lower than the next best team.

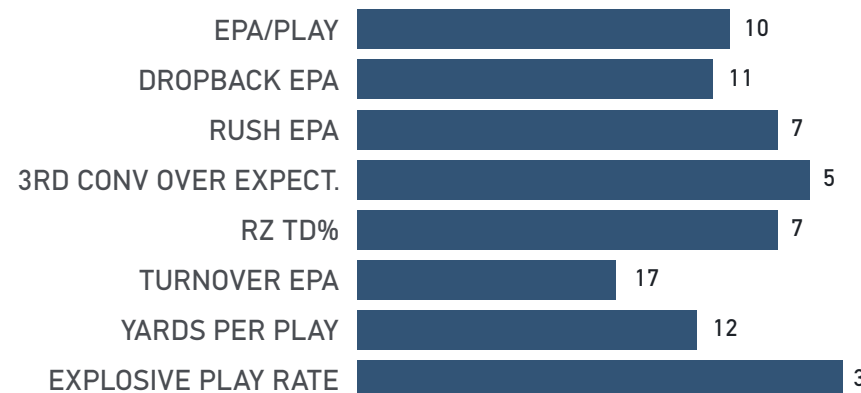
SCHEDULE Remember, the Patriots under exceeded win expectations and they did that with a schedule that was the 8th easiest in the NFL. In 2022, they are expected to have the 8th hardest schedule, with only the Cincinnati Bengals facing a tougher schedule change year over year. In 2022, a year after having the 2nd worst adjusted injury luck, according to football outsiders, the Patriots had the 11th best adjusted injury luck. To make matters worse, only the Green Bay Packers (-12) have a worse net rest than the Patriots (-10) for the entire 2022 NFL season. In 2021, the Patriots had a -14 net rest disadvantage and you can make the case that's a reason why they wore down late. They are also one of three teams who are playing three short week road games in 2022. In the crucial final six game stretch of the season, they will play the Bills, Cardinals, Raiders, Bengals, Dolphins, and Bills again. That's five playoff teams from 2021 in the final six weeks.

STRENGTHS The biggest strength the New England Patriots have is Bill Belichick (duh), their defense and their run game. The Pats defense ranked 4th best in the NFL based on EPA per play allowed and also posted the 4th best run game based on success rate. Damien Harris and Rhamondre Stevenson were two of the best RBs carriers last year, both grading out as top 13 runners by PFF. Stevenson created the 8th highest percentage of explosive runs (10+ yards) among RBs last season. The OL did a nice job creating holes as well, ranking as 9th best based on adjusted line yards created.

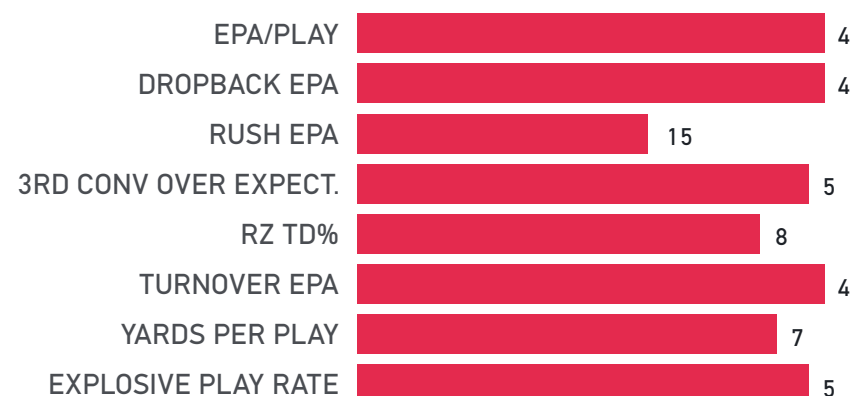
WEAKNESSES The New England Patriots biggest question is how their pass defense fares now that J.C. Jackson signed with the Los Angeles Chargers. Among NE CBs, who played 100 or more coverage snaps, he was the only one to grade out above a 65 by PFF. They brought in Malcolm Butler but the last time we saw him the corner needy Arizona Cardinals had released him. They also are banking on journeyman CB Terrance Mitchell, whom they brought in from Houston. At LB, we saw how slow they were in defending Josh Allen in that Wildcard blowout loss to Buffalo. They needed to upgrade the speed on that defense from side to side. They did make a small trade for LB Mack Wilson from the Browns, but he was never able to play full time with the Browns. That LB corps could be in trouble once again.

2022 OUTLOOK The Patriots run in the middle of the season was highly impressive, as they blew out most everyone in their way. The league started to catch up later in the season and forced Jones to win games himself. Also, the age and lack of speed on the defense reared its ugly head in losses to the Colts and to the Bills. Who knows what effect the loss of Josh McDaniels will be on Jones and this offense but there are scenarios where he takes another step and is an MVP candidate. I can see this team either being a surprise Super Bowl contender or hover near .500 again. There's a decent amount of variance with the outcomes here and taking some longer shot stabs on Patriots futures is probably a better return than just looking at their wins.

OFFENSIVE ADVANCED METRICS RANK



DEFENSIVE ADVANCED METRICS RANK



OFFENSIVE LINE & DEFENSIVE LINE RANKS



LUCK FACTORS

FUMBLE REC%	INJURY LUCK	ONE SCORE GM WIN%	OPP FG%	WINS v PYTH EXP.
50% (15)	(11)	50% (12)	67% (1)	-2.4 (32)

2021 SCHEDULE

2022 SCHEDULE

Week	Opponent	Result	Score	Pythagorean Expectation
1	vs Tampa Bay	L	16-17	(9.0)
2	@ New York Jets	W	25-6	(7.0)
3	vs New Orleans	L	13-28	(9.5)
4	vs Miami	L	17-19	(11.0)
5	@ Dallas	W	25-22	(6.5)
6	vs Philadelphia	L	29-35	(9.5)
7	vs New York Jets	W	54-13	(6.5)
8	@ San Diego	W	27-24	(5.5)
9	@ Carolina	W	24-6	(10.0)
10	vs Cleveland	W	45-7	(5.5)
11	@ Atlanta	W	25-0	(9.0)
12	vs Tennessee	W	36-13	(11.5)
13	@ Buffalo	W	14-10	(8.5)
14	@ Arizona	L	14-10	(8.5)
15	@ Kansas City	L	17-27	(8.5)
16	vs Buffalo	L	21-33	(10.0)
17	vs Houston	W	50-10	(9.0)
18	@ Tampa Bay	L	24-33	(11.5)

(9/32) 0.481
AVG OPP WIN%

(28/32) (8.7)
AVG OPP VEGAS TOTAL

DEPTH CHART

	1	2
OFFENSE		
C	DAVID ANDREWS	JAMES FERENTZ
LG	COLE STRANGE	WILL SHERMAN
LT	TRENT BROWN	JUSTIN HERRON
LWR	DEVANTE PARKER	NELSON AGHOLOR
QB	MAC JONES	BRIAN HOYER
RB	DAMIEN HARRIS	RHAMONDRE STEVENSON
RG	MIKE ONWENU	YASIR DURANT
RT	ISAIAH WYNN	YODNY CAJUSTE
RWR	KENDRICK BOURNE	TYQUAN THORNTON
SWR	JAKOBI MEYERS	TY MONTGOMERY
TE	HUNTER HENRY	JONNU SMITH
DEFENSE		
DE	DEATRICH WISE JR.	HENRY ANDERSON
DT	CHRISTIAN BARMORE	DAVON GODCHAUX
FS	DEVIN MCCOURTY	ADRIAN PHILLIPS
LCB	MALCOLM BUTLER	TERRANCE MITCHELL
MLB	JAWHAUN BENTLEY	RAEKWON MCMILLAN
NB	JONATHAN JONES	MARCUS JONES
NT	LAWRENCE GUY	CARL DAVIS JR.
RCB	JALEN MILLS	JACK JONES
SLB	MACK WILSON	CAMERON MCGRONE
SS	KYLE DUGGER	JABRILL PEPPERS
WLB	MATTHEW JUDON	JOSH UCHE

PLAYERS ADDED


LCB	TERRANCE MITCHELL
LWR	DEVANTE PARKER
SLB	MACK WILSON
SS	JABRILL PEPPERS

PLAYERS LOST

C	TED KARRAS
EDGE	TASHAWN BOWER
LB	DONT'A HIGHTOWER
LB	JAMIE COLLINS
LCB	J.C. JACKSON
LOLB	KYLE VAN NOY
RB	JAMES WHITE
RDE	CHASE WINOVICH
RG	SHAQ MASON

NFL DRAFT

R	#	POS	PLAYER	COLLEGE
1	29	OL	COLE STRANGE	CHATTANOOGA
2	50	WR	TYQUAN THORNTON	BAYLOR
3	85	CB	MARCUS JONES	HOUSTON
4	121	DB	JACK JONES	ARIZONA ST.
4	127	RB	PIERRE STRONG	SOUTH DAKOTA ST.
4	137	QB	BAILEY ZAPPE	WESTERN KENTUCKY
6	183	RB	KEVIN HARRIS	SOUTH CAROLINA
6	200	DE	SAM ROBERTS	NW MISSOURI ST.
6	210	G	CHASEN HINES	LSU
7	245	OL	ANDREW STUEBER	MICHIGAN



NEW ORLEANS SAINTS

DIVISION 2021 RECORD 2022 VEGAS WIN TOTAL
NFC SOUTH (9-8) (8)

GENERAL MANAGER
MICKEY LOOMIS

HEAD COACH
DENNIS ALLEN

OFFENSIVE COORDINATOR
PETE CARMICHAEL

DEFENSIVE COORDINATOR
RYAN NIELSEN

REVIEW & ANALYSIS

2021 SEASON REVIEW Looking back at 2021, the Saints winning nine games and just missing the Playoffs was quite an incredible achievement. The offense rotated through Jameis Winston, Trevor Simien, Taysom Hill and Ian Book at QB with star WR Michael Thomas missing all of 2021 as well. It's a credit to Sean Payton and this team that they were able to manage that many wins. The defense deserves a lot of credit as well and they carried the team. The Saints were the only defense to finish top five in both stopping the run and pass, according to DVOA rankings. The team was poised to sneak into the Playoffs by beating the Falcons on the road in week 18 but lost due to a tie breaker with the Eagles. Following the season, Payton surprised the NFL world and re-signed as head coach. He is likely to surface elsewhere in 2023 but for now the Saints will be led by 2021 DC Dennis Allen.

LUCK FACTOR The injuries really hit the Saints hard last season as they finished 25th in adjusted games lost. 31st on offense. Winston going down with a season-ending knee injury against Tampa in week 8 was the beginning of a rough set of weeks to come for the offense. Thomas missed the entire season, bookend star Tackles Ryan Ramczyk and Terron Armstead missed 16 total games and RB Alvin Kamara missed four games in the middle of the season with a knee injury (Saints went 0-4 in that stretch. Not to mention multiple Covid outbreaks that left the team empty handed on Thanksgiving in a loss to Buffalo and a few weeks later on Monday night against Miami.

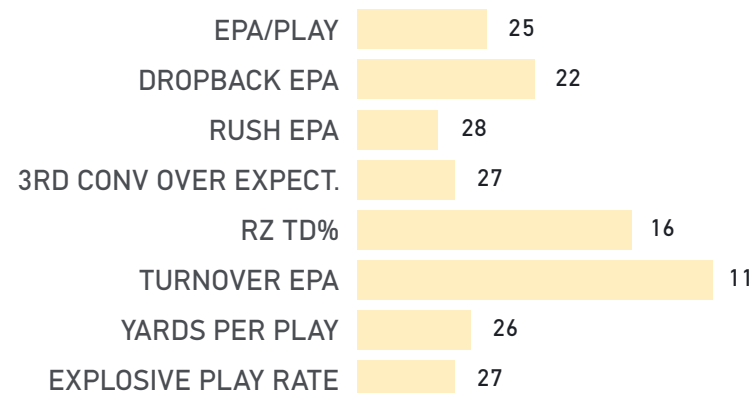
SCHEDULE The Saints are expected to face the 12th easiest schedule this season after facing the 10th easiest last year. Facing Carolina and Atlanta four times is a major gift. However, they don't get their bye until as late as possible, in week 14. That is unfortunate timing considering they have to face seven playoff teams in the eight weeks leading up to their bye. And the lone team that missed the playoffs last year during that stretch are the Ravens who are favored to make it this season.

STRENGTHS Assuming WR Michael Thomas does finally come back this season after missing most of the last two years, this WR group goes from a major weakness last year to a really good group. Outside of Thomas, the Saints added veteran Jarvis Landry and speedster from Ohio State, Chris Olave with the 11th pick. Landry is still a reliable WR on the short and intermediate area of the field and with the shaky QB play in Cleveland was still able to finish 30th in yards per route run. He's also a willing run blocker and an excellent leader in the locker room. Olave brings his 4.26 40 and professional attitude to the Saints. The defense as a whole should be excellent once again. Outside of Safety Marcus Williams, they bring pretty much everyone back from the top five unit a year ago. The good news is they were able to replace Williams with Tyrann Mathieu, the heart and soul of the Chiefs defense. The Honey Badger's run defense dropped off last season but still managed to finish as a top 15 cover man. Along with Landry, he's another LSU Tiger who will be extra motivated coming back home to Louisiana. The other Safety that was signed in FA, Marcus Maye, is no slouch either. He had a down year with the Jets (who didn't) but was a top 20 graded Safety for three straight years prior.

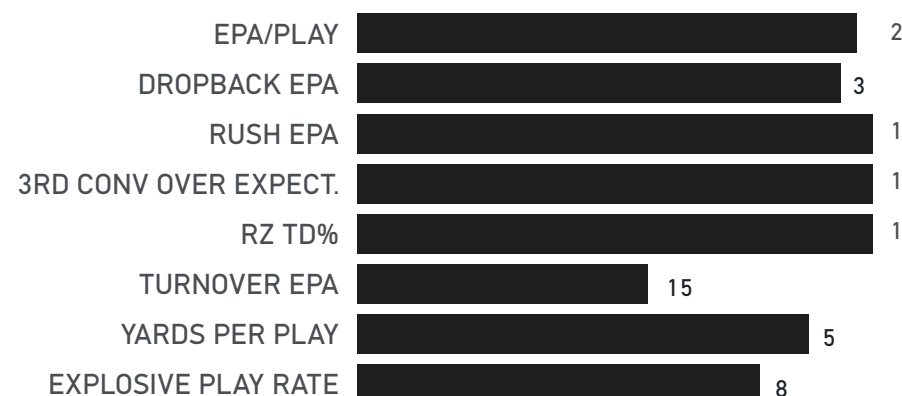
WEAKNESSES The offensive line had been one of the better units in the NFL for the last few years and still could be very good but there are now more question marks. All-Pro LT Terron Armstead left for Miami and is replaced by first round rookie Trevor Penning. The Northern Iowa product is known as a mean and nasty run grater but isn't polished in pass protection. He also "finishes" his blocks well after the play and was tied for the most penalized player in all of college football. It's one thing to be aggressive and another to be dirty. James Hurst is a nice swing OL who is ready in case Penning can't cut it early but the rest of the line, outside of RT Ramczyk, is adequate at best. Guard Andrus Peat graded out as the single worst pass blocker among 90 Guards by PFF last season. The starting QB will be Winston as long as he is on track to recover from his ACL tear. You never know how QBs will react to that. If not, then veteran Andy Dalton is a capable fill in. It's not ideal but Jameis was pretty good last season with zero weapons at WR or TE. He finished 19th in PFF grade and 12th in success rate but 5th in EPA per drop back. He did a great job of (finally!) protecting the ball and only threw 3 INTs in seven games. We will have to see if he reverts to old Jameis without having Payton in his ear this season.

2022 OUTLOOK I really like the Saints as a high upside, Super Bowl sleeper out of the NFC. The unknown negative impact of not having Payton certainly casts a cloud this season but with another potential top five defense and the major talent upgrade at WR, this team has all the makings of a contender if healthy. That's a big if considering you have to bank on a recovered Winston and Thomas along with bracing for whatever potential suspension Alvin Kamara receives following his battery charge in Las Vegas.

OFFENSIVE ADVANCED METRICS RANK



DEFENSIVE ADVANCED METRICS RANK



OFFENSIVE LINE & DEFENSIVE LINE RANKS



LUCK FACTORS

FUMBLE REC%	INJURY LUCK	ONE SCORE GM WIN%	OPP FG%	WINS v PYTH EXP.
56% (7)	(25)	40% (23)	82% (8)	-0.3 (20)

DEPTH CHART

	1	2
OFFENSE		
C	ERIK MCCOY	CESAR RUIZ
FB	ADAM PRENTICE	
LG	ANDRUS PEAT	FORREST LAMP
LT	TREVOR PENNING	JAMES HURST
LWR	MICHAEL THOMAS	MARQUEZ CALLAWAY
QB	JAMEIS WINSTON	ANDY DALTON
RB	ALVIN KAMARA	MARK INGRAM II
RG	CESAR RUIZ	CALVIN THROCKMORTON
RT	RYAN RAMCZYK	LANDON YOUNG
RWR	CHRIS OLAVE	DEONTE HARTY
SWR	JARVIS LANDRY	TRE'QUAN SMITH
TE	ADAM TRAUTMAN	TAYSOM HILL
DEFENSE		
FS	TYRANN MATHIEU	J.T. GRAY
LB	PETE WERNER	D'MARCO JACKSON
LB	DEMARIO DAVIS	KADEN ELLISS
LCB	PAULSON ADEBO	ALONTAE TAYLOR
LDE	CAMERON JORDAN	TANOH KPASSAGNON
LDT	DAVID ONYEMATA	KENTAVIUS STREET
NB	C.J. GARDNER-JOHNSON	P.J. WILLIAMS
RCB	MARSHON LATTIMORE	BRADLEY ROBY
RDE	MARCUS DAVENPORT	PAYTON TURNER
RDT	SHY TUTTLE	JORDAN JACKSON
SS	MARCUS MAYE	DANIEL SORENSEN

PLAYERS ADDED

FS	MARCUS MAYE
LDT	KENTAVIUS STREET
LG	JOSH ANDREWS
QB	ANDY DALTON
SS	DANIEL SORENSEN
SS	TYRANN MATHIEU
SWR	JARVIS LANDRY

PLAYERS LOST

DT	CHRISTIAN RINGO
FS	MARCUS WILLIAMS
LB	KWON ALEXANDER
LT	TERRON ARMSTEAD
SS	MALCOLM JENKINS
T	JORDAN MILLS
TE	GARRETT GRIFFIN

NFL DRAFT

R	#	POS	PLAYER	COLLEGE
1	11	WR	CHRIS OLAVE	OHIO ST.
1	19	T	TREVOR PENNING	NORTHERN IOWA
2	49	DB	ALONTAE TAYLOR	TENNESSEE
5	161	LB	D'MARCO JACKSON	APPALACHIAN ST.
6	194	DT	JORDAN JACKSON	AIR FORCE

2021 SCHEDULE

1	v	GB	W 38-3	1	@	FAL	(5.0)
2	@	ARI	L 7-26	2	v	PIT	(11.5)
3	@	WAS	W 28-13	3	@	ARI	(6.0)
4	v	NYJ	L 21-27	4	v	SEA	(9.0)
5	@	WAS	W 33-22	5	v	SEA	(5.5)
7	@	SEA	W 13-10	6	v	ATL	(10.0)
8	v	PIT	W 36-27	7	@	ARI	(8.5)
9	v	FAL	L 25-27	8	v	ATL	(8.5)
10	@	WAS	L 21-23	9	v	ARI	(9.5)
11	@	SEA	L 29-40	10	@	PIT	(7.0)
12	v	ARI	L 6-31	11	v	ARI	(10.5)
13	v	SEA	L 17-27	12	@	PIT	(10.0)
14	@	SEA	W 30-9	13	@	PIT	(11.5)
15	@	PIT	W 9-0	15	v	FAL	(5.0)
16	v	SEA	L 3-20	16	@	PIT	(9.5)
17	v	ARI	W 18-10	17	@	SEA	(9.5)
18	@	FAL	W 30-20	18	v	ARI	(6.0)

(21/32) 0.512
 AVG OPP WIN%

(12/32) (8.4)
 AVG OPP VEGAS TOTAL



NEW YORK GIANTS

DIVISION 2021 RECORD 2022 VEGAS WIN TOTAL
 NFC EAST (4-13) (7)

GENERAL MANAGER
 JOE SCHOEN

HEAD COACH
 BRIAN DABOLL

OFFENSIVE COORDINATOR
 MIKE KAFKA

DEFENSIVE COORDINATOR
 DON MARTINDALE

REVIEW & ANALYSIS

2021 SEASON REVIEW The story of the 2021 Giants can be summarized by now ex-head coach Joe Judge calling back-to-back QB sneaks with backup QB Jake Fromm on 2nd and 3rd downs inside their own 5 in the first half of week 18 against Washington. The Giants finished 4-13 on the season but with Daniel Jones in the lineup for a full game, they went a respectable 4-6 with a -27-point differential. If you pro rate that point differential over the course of a full season, the Giants would have been expected to win nearly 7 games.

LUCK FACTOR It wasn't only Jones who missed a lot of games due to injury, the Giants produced the 3rd toughest injury luck on offense in the NFL, according to football outsiders' adjusted games lost metric. The Giants' top three WRs- Kenny Golladay, Sterling Shephard and Kadarius Toney missed 24 games and Saquon Barkley missed four games as well. Jones only started three games all season where two of Shepherd, Golladay and Toney played more than 60% of offensive snaps and in those game Jones produced a 0.234 EPA per drop back, equivalent to the 2nd best QB in the NFL for a full season. The offense averaged 18.3 ppg with Jones as the starter but a meager 9.3 ppg without him with Mike Glennon and Fromm backing him up. In fact, they only scored more than 10 points in a game once without Jones.

SCHEDULE The Giants schedule last year was brutal, as they played the 2nd toughest schedule in the NFL. With Jones in the lineup, the Giants faced five playoff teams and a 6th in the Saints who lost out of the playoffs in a tie breaker. This season, the Giants schedule is expected to completely flip and is projected to be the 3rd easiest in the NFL. They also get to play nine true home games and one of their eight road games is at a neutral site location against the Packers in London.

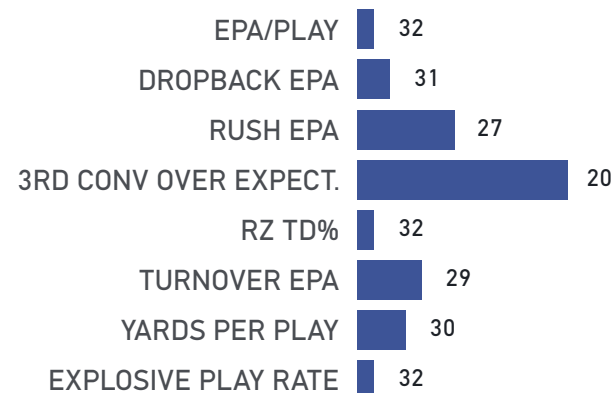
STRENGTHS It's definitely an unknown but going from Judge and Jason Garrett to Brian Daboll could turn out to be a strength. Neither Judge nor Garrett is known as innovative offensive minds. With the Bills, Daboll called the 2nd highest percentage of pass plays in neutral situations the last two seasons. Expect the Giants to spread the field and get their playmakers the ball in their hands in space much more this year. Toney finished 8th among NFL WRs in yards after the catch per reception and we know what Barkley can do with the ball in open space. On defense, the Giants may have really hit on 2nd round pick from last year, DE Azeez Ojulari, who finished 2nd among rookies with 10 sacks. Adding him to DT Dexter Lawrence (8 sacks) and rookie edge rusher Kayvon Thibodeaux, could turn the front four into a really exciting group.

WEAKNESSES Incredibly, the Giants OL has finished 23rd or worse in PFF's pass block efficiency metric every year since 2018. Last season they ranked 23rd (REG + POST) and only had one starting OL (Andrew Thomas 12th) graded among PFF's top 125 pass blocking lineman. They did add veteran Guard Mark Glowinski in FA from the Colts, a perennial top 25 graded Guard by PFF as well as top 10 pick RT Evan Neal from Alabama. There are still some question marks along the OL, but this could at least be a serviceable group.

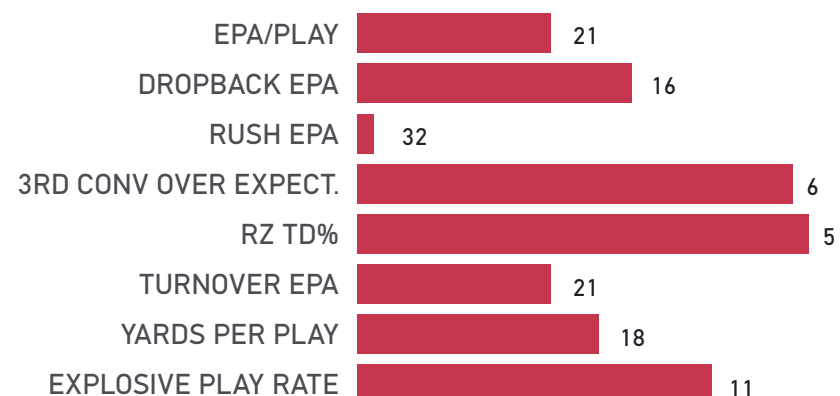
The secondary is the biggest issue on defense as veteran CB James Bradberry was released. Adoree Jackson is slated to start as the Giants' top CB, but he has missed 16 games due to injury the last two seasons. Otherwise, 2nd year man from TCU Aaron Robinson will start opposite Jackson and is coming off a poor rookie season (58.4 PFF coverage grade).

2022 OUTLOOK The Giants are my biggest surprise of 2022 among teams with less than 7 wins last year. I think Daboll brings a fresh approach to this offense and will be able to unlock enough from Jones and his weapons, especially Toney and Barkley, to make this offense at least middle of the pack in the NFL. It will help that the schedule is one of the most favorable and you'd expect a better season on the health front. At +900, the Giants have excellent value as a longshot to win the NFC East.

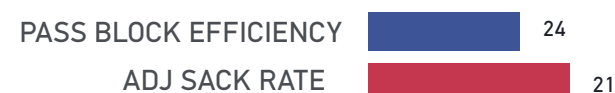
OFFENSIVE ADVANCED METRICS RANK



DEFENSIVE ADVANCED METRICS RANK



OFFENSIVE LINE & DEFENSIVE LINE RANKS



LUCK FACTORS

FUMBLE REC%	INJURY LUCK	ONE SCORE GM WIN%	OPP FG%	WINS v PYTH EXP.
46% (22)	(27)	50% (12)	89% (25)	-0.1 (18)

2021 SCHEDULE

2022 SCHEDULE

Week	Opponent	Result	Score	Opponent	Result	Score
1	v	L	13-27	@		(9.0)
2	@	L	29-30	v		(6.0)
3	v	L	14-17	v		(10.0)
4	@	W	27-21	v		(6.5)
5	@	L	20-44	@		(11.0)
6	v	L	11-38	v		(9.5)
7	v	W	25-3	@		(6.5)
8	@	L	17-20	@		(5.5)
9	v	W	23-16	v		(4.5)
11	@	L	10-30	v		(6.5)
12	v	W	13-7	@		(10.0)
13	@	L	9-20	v		(8.0)
14	@	L	21-37	v		(9.5)
15	v	L	6-21	@		(8.0)
16	@	L	10-34	@		(9.0)
17	@	L	3-29	v		(10.0)
18	v	L	7-22	@		(9.5)

(31/32) 0.536
 AVG OPP WIN%

(3/32) (8.2)
 AVG OPP VEGAS TOTAL

DEPTH CHART

	1	2
OFFENSE		
C	JON FELICIANO	MAX GARCIA
LG	SHANE LEMIEUX	JAMIL DOUGLAS
LT	ANDREW THOMAS	JOSHUA EZEUDU
LWR	KENNY GOLLADAY	C.J. BOARD
QB	DANIEL JONES	TYROD TAYLOR
RB	SAQUON BARKLEY	MATT BREIDA
RG	MARK GLOWINSKI	MARCUS MCKETHAN
RT	EVAN NEAL	MATT GONO
RWR	KADARIUS TONEY	RICHIE JAMES
SWR	STERLING SHEPARD	WAN'DALE ROBINSON
TE	DANIEL BELLINGER	RICKY SEALS-JONES
DEFENSE		
DE	LEONARD WILLIAMS	JALYN HOLMES
DT	DEXTER LAWRENCE	DAVID MOA
FS	XAVIER MCKINNEY	JARREN WILLIAMS
LCB	AARON ROBINSON	MICHAEL JACQUET III
MLB	BLAKE MARTINEZ	DARRIAN BEAVERS
NB	DARNAY HOLMES	COR'DALE FLOTT
NT	JUSTIN ELLIS	D.J. DAVIDSON
OLB	AZEEZ OJULARI	ELERSON SMITH
RCB	ADOREE JACKSON	RODARIUS WILLIAMS
SLB	KAYVON THIBODEAUX	JIHAD WARD
SS	JULIAN LOVE	DANE BELTON
WLB	TAE CROWDER	MICAH MCFADDEN

PLAYERS ADDED

C	JON FELICIANO
C	MAX GARCIA
LG	JAMIL DOUGLAS
LTE	RICKY SEALS-JONES
NT	JUSTIN ELLIS
QB	TYROD TAYLOR
RG	MARK GLOWINSKI
SLB	JIHAD WARD

PLAYERS LOST

C	MATT SKURA
FS	LOGAN RYAN
LB	REGGIE RAGLAND
LOLB	LORENZO CARTER
LTE	EVAN ENGRAM
NT	AUSTIN JOHNSON
OL	BILLY PRICE
RB	ELIJHAA PENNY
RCB	JAMES BRADBERRY
RG	WILL HERNANDEZ
T	NATE SOLDER
TE	KYLE RUDOLPH

NFL DRAFT

R	#	POS	PLAYER	COLLEGE
1	5	DE	KAYVON THIBODEAUX	OREGON
1	7	OL	EVAN NEAL	ALABAMA
2	43	WR	WAN'DALE ROBINSON	KENTUCKY
3	67	OL	JOSHUA EZEUDU	NORTH CAROLINA
3	81	CB	CORDALE FLOTT	LSU
4	112	TE	DANIEL BELLINGER	SAN DIEGO ST.
4	114	DB	DANE BELTON	IOWA
5	146	LB	MICAH MCFADDEN	INDIANA
5	147	DT	D.J. DAVIDSON	ARIZONA ST.
5	173	OL	MARCUS MCKETHAN	NORTH CAROLINA
6	182	LB	DARRIAN BEAVERS	CINCINNATI



NEW YORK JETS

DIVISION 2021 RECORD 2022 VEGAS WIN TOTAL
AFC EAST (4-13) (5.5)

GENERAL MANAGER HEAD COACH
JOE DOUGLAS ROBERT SALEH
 OFFENSIVE COORDINATOR DEFENSIVE COORDINATOR
MIKE LAFLEUR JEFF ULBRICH

REVIEW & ANALYSIS

2021 SEASON REVIEW The 2021 New York Jets was a similar story to most of the recent history with the Jets. QB Zach Wilson was the 2nd overall pick and Robert Saleh was the new head coach, but the win total was still a disappointment. They had the second lowest point differential in the last 10 years at -194, which equaled the same number of total points as the 2021 Buffalo Bills! Only Jacksonville had a worse point differential (-204). The Jets offense was poor, scoring the 5th least number of points in the NFL but the defense was even worse, giving up the most points (504) in the NFL.

LUCK FACTOR The New York Jets actually won as many games as the Pythagorean expectations expected of them. They had an expectation of 3.9 and won 4 games, despite having the second to worst injury luck in the NFL. It started even before the opening game last year with the crushing season-ending achilles injury to star FA DE Carl Lawson and continued all year. In 2020 they were 31st in the league in adjusted games lost so they are due for a healthy season in 2022. They didn't get any favors with the bounce of the ball as they recovered the 3rd lowest percentage of fumbles in the NFL, at 37%. Opponent field goal kickers also made 92% of their kicks, the 4th most in the NFL.

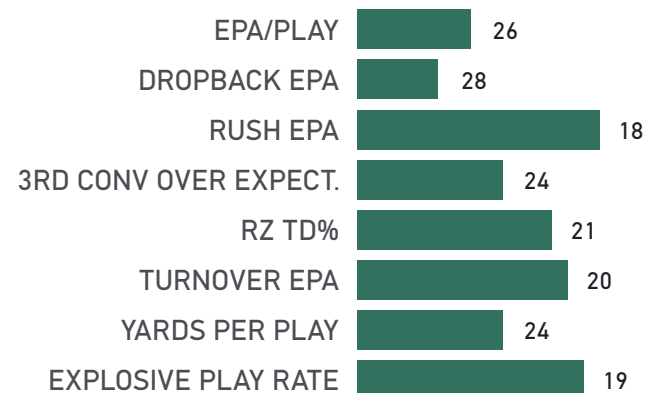
SCHEDULE A year after having the 13th hardest schedule according to metrics, the Jets will have the 4th hardest schedule. Not a great scenario that the team was that bad last year with essentially a league average schedule. This season, they unfortunately will be one of three teams to play four games this year against an opponent coming off a mini bye (teams coming off a Thursday game). The Jets also have the 4th worst net rest differential in the NFL at -8 games. The Jets will be sizeable underdogs (5 or more points) for 8 of their 17 games in 2022.

STRENGTHS The Jets have turned a weakness from two seasons ago, their WR corps, into a potentially solid group. Not only will they bring back solid producers in WRs Corey Davis and Braxton Berrios but will bank on a leap from 2nd year man Elijah Moore and the 10th overall pick in rookie Garrett Wilson. Moore was 3rd among rookie WRs in yards per route run with only two drops.

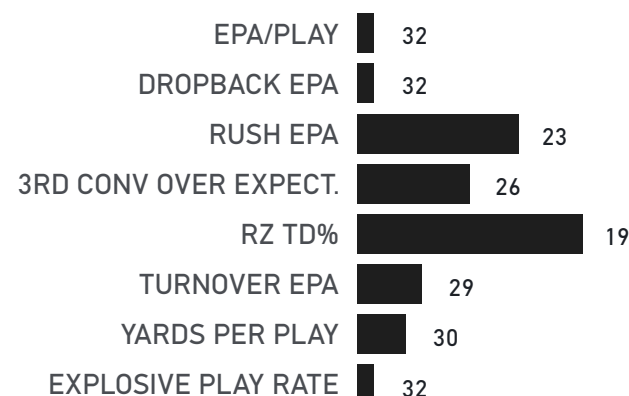
WEAKNESSES It's rough to say but the biggest weakness on this team comes at the most important position, at QB. Wilson posted one of the worst EPA seasons on record last year. Since 2017, among 24 rookie QBs, Wilson rookie season ranked 23rd in success rate, 22nd in EPA and dead last in CPOE. It is possible Wilson makes a Josh Allen 2nd year leap (the Jets are praying for this) but odds say he will likely languish among the bottom tier of QBs this season. In 2021, the Jets pass defense finished dead last in EPA per drop back and by a significant amount. The secondary was filled with late round rookies and undrafted free agents. There was nothing Saleh could do to help it last season. They drafted Sauce Gardner with the 4th overall pick in the 2022 NFL Draft and signed Jordan Whitehead from the Buccaneers in free agency to aid those numbers in 2022 but there is a long way to go here.

2022 OUTLOOK The Jets are the darlings of the off season and are receiving the most long shot Super Bowl bets. Just hilarious. There is just not a lot of precedent of a QB like Wilson performing that bad as a rookie then taking a major leap in year two. Also, this Jets OL still isn't very good and the secondary has to recover from one of the worst performances in recent NFL history. As much as I like Sauce Gardner, recent history says a high first round CB isn't likely to play well in year one if he is the team's top CB. I think the Jets will be feisty at times and perform better overall than last year, but against a difficult schedule and likely inconsistent play from Wilson, another disappointing season is on the way.

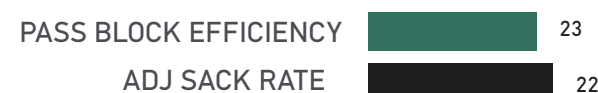
OFFENSIVE ADVANCED METRICS RANK



DEFENSIVE ADVANCED METRICS RANK



OFFENSIVE LINE & DEFENSIVE LINE RANKS



LUCK FACTORS

FUMBLE REC%	INJURY LUCK	ONE SCORE GM WIN%	OPP FG%	WINS v PYTH EXP.
37.2% (30)	(31)	44% (18)	92% (29)	-0.1 (16)

2021 SCHEDULE 2022 SCHEDULE

Week	Opponent	Result	Score	Opponent	Record
1	@	L	14-19	1	v (9.5)
2	v	L	6-25	2	@ (9.5)
3	@	L	0-26	3	v (10.0)
4	v	W	27-24	4	@ (7.0)
5	@	L	20-27	5	v (9.0)
7	@	L	13-54	6	@ (11.0)
8	v	W	34-31	7	@ (10.0)
9	@	L	30-45	8	v (8.5)
10	v	L	17-45	9	v (11.5)
11	v	L	17-24	11	@ (8.5)
12	@	W	21-14	12	v (6.5)
13	v	L	18-33	13	@ (9.0)
14	v	L	9-30	14	@ (11.5)
15	@	L	24-31	15	v (6.5)
16	v	W	26-21	16	v (6.5)
17	v	L	24-28	17	@ (5.5)
18	@	L	10-27	18	@ (9.0)

(22/32) 0.512 **(29/32) (8.8)**
 AVG OPP WIN% AVG OPP VEGAS TOTAL

DEPTH CHART

	1	2
OFFENSE		
C	CONNOR MCGOVERN	DAN FEENEY
FB	NICK BAWDEN	
LG	LAKEN TOMLINSON	DRU SAMIA
LT	GEORGE FANT	CONOR MCDERMOTT
LWR	COREY DAVIS	DENZEL MIMS
QB	ZACH WILSON	JOE FLACCO
RB	BREECE HALL	MICHAEL CARTER
RG	ALIJAH VERA-TUCKER	NATE HERBIG
RT	MEKHI BECTON	MAX MITCHELL
RWR	ELIJAH MOORE	JEFF SMITH
SWR	GARRETT WILSON	BRAXTON BERRIOS
TE	C.J. UZOMAH	TYLER CONKLIN
DEFENSE		
DE	CARL LAWSON	JACOB MARTIN
DE	JERMAINE JOHNSON	BRYCE HUFF
DT	QUINNEN WILLIAMS	SHELDON RANKINS
DT	JOHN FRANKLIN-MYERS	SOLOMON THOMAS
FS	LAMARCUS JOYNER	ASHTYN DAVIS
LCB	SAUCE GARDNER	BRYCE HALL
MLB	C.J. MOSLEY	JAMIEN SHERWOOD
NB	MICHAEL CARTER II	JAVELIN GUIDRY
RCB	D.J. REED	BRANDIN ECHOLS
SS	JORDAN WHITEHEAD	JASON PINNOCK
WLB	QUINCY WILLIAMS	HAMSAH NASIRILDEEN

PLAYERS ADDED

LG	LAKEN TOMLINSON
LTE	C.J. UZOMAH
LTE	TYLER CONKLIN
RCB	D.J. REED
RDE	JACOB MARTIN
RG	NATE HERBIG
SS	JORDAN WHITEHEAD
WLB	MARCELL HARRIS

PLAYERS LOST

FS	MARCUS MAYE
LB	JARRAD DAVIS
LDE	SHAQ LAWSON
LTE	RYAN GRIFFIN
NT	FOLEY FATUKASI
OL	LAURENT DUVERNAY-TARDIF
RG	GREG VAN ROTEN
RT	MORGAN MOSES
SWR	JAMISON CROWDER
SWR	KEELAN COLE
TE	TREVON WESCO
TE	TYLER KROFT

NFL DRAFT

R	#	POS	PLAYER	COLLEGE
1	4	CB	AHMAD GARDNER	CINCINNATI
1	10	WR	GARRETT WILSON	OHIO ST.
1	26	LB	JERMAINE JOHNSON	FLORIDA ST.
2	36	RB	BREECE HALL	IOWA ST.
3	101	TE	JEREMY RUCKERT	OHIO ST.
4	111	T	MAX MITCHELL	LOUISIANA
4	117	DT	MICHEAL CLEMONS	TEXAS A&M



PHILADELPHIA EAGLES

DIVISION 2021 RECORD 2022 VEGAS WIN TOTAL
NFC EAST (9-8) (9.5)

GENERAL MANAGER
HOWIE ROSEMAN

HEAD COACH
NICK SIRIANNI

OFFENSIVE COORDINATOR
SHANE STEICHEN

DEFENSIVE COORDINATOR
JONATHAN GANNON

REVIEW & ANALYSIS

2021 SEASON REVIEW The Eagles went from an above average passing team in the first half of the season to the 3rd most run heavy offense, in neutral game situations, in the 2nd half of the season. They decided to stop making QB Jalen Hurts throw the football and instead used his and the Eagles team strength and started running it down team's throats. That led to a surge and a Wildcard playoff appearance.

LUCK FACTOR The Eagles were not very good in close games last year, losing four of their six one score outcomes. This was the 2nd straight season that the Eagles posted a 33% one score game win percentage after going only 3-6 in 2020. 2022 is the year you would expect a big improvement in these close games. Based on the Eagles' +59-point differential, which included a meaningless 25-point blowout loss in week 18 to Dallas, Philadelphia should have won an extra game and been a 10-win team. If you exclude week 18, it would have been 10.7 wins and one of the biggest underachieving teams on the season.

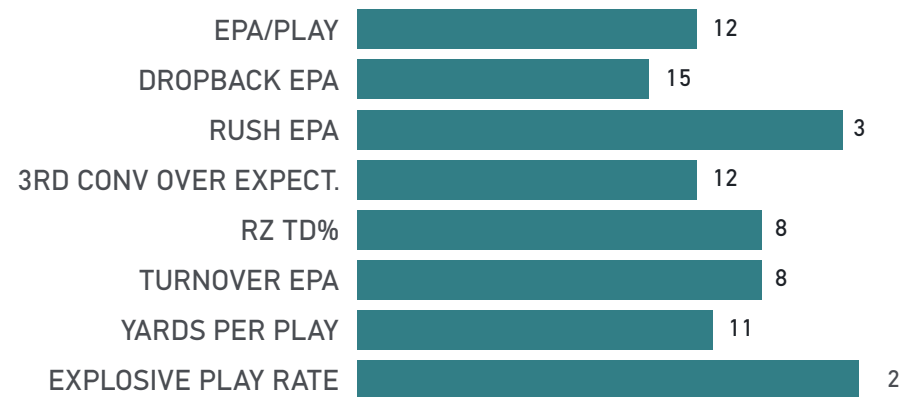
SCHEDULE Last year, the Eagles faced an overall easy schedule that ranked 5th easiest in the NFL by football outsiders. This season, Philadelphia is expected to face the 2nd easiest schedule in the NFL based on win totals. They swap out the AFC West for the AFC South and get to play nine home games this season. They only play two games on the road against playoff teams from last year, Dallas and Arizona.

STRENGTHS The WRs corps needed a legitimate threat outside to add to rookie Devonte Smith and they did so with the trade for WR AJ Brown. Now, assuming a 2nd year leap by Smith, the Eagles could have an excellent tandem at WR to help Hurts' progression. Toss in starting TE Dallas Goedert, the best TE last year by DVOA metrics, and Hurts will have no excuse with a solid receiving group. The offensive line continues to be the best aspect of this roster, with three legit all-pro caliber OL with LT Jordan Mailata, C Jason Kelce and RT Lane Johnson.

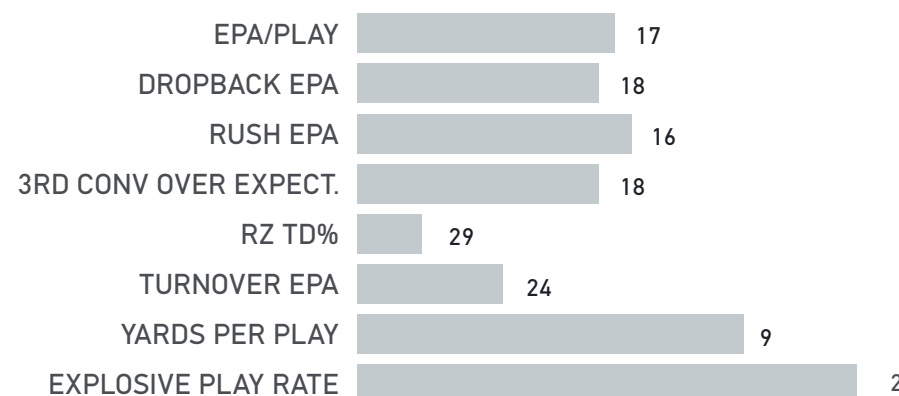
WEAKNESSES Defensive Coordinator Jonathan Gannon, did his best to try and win with a defense that had many holes and a lack of talent. He did so by playing extremely soft coverage and hoping his defensive line could put enough pressure on the QB to force mistakes. It worked against mediocre/bad QBs but against Mahomes, Brady 2x, Carr, Dak and Herbert that defense allowed an astronomical 83% completion rate with 16 TDs and only 3 INTs. The secondary should be improved with the addition of FA CB James Bradberry, but they are still very weak at Safety and must rely on CB Darius Slay (3rd best cover CB by PFF) to have another great season.

2022 OUTLOOK There are a lot of people who are picking the Eagles as their sleeper Super Bowl contender this year. While I like the addition of Brown on the outside and Hassan Reddick to add to their pass rush, I still am not a believer in Hurts when he is forced to make plays with his arm. Hurts finished 23rd in PFF grade with a clean pocket and on deep throws ranked 29th in adjusted completion percentage (adjusted for drops). We saw what happened in the Wildcard game against Tampa when they went down, and they relied on his arm to make plays. Spoiler alert, he couldn't do it. As they are facing a really easy schedule, they should be another 9-10 win regular season team but a likely round one exit if they make the Playoffs.

OFFENSIVE ADVANCED METRICS RANK



DEFENSIVE ADVANCED METRICS RANK



OFFENSIVE LINE & DEFENSIVE LINE RANKS



LUCK FACTORS

FUMBLE REC%	INJURY LUCK	ONE SCORE GM WIN%	OPP FG%	WINS v PYTH EXP.
53% (13)	(12)	33% (25)	88% (20)	-0.9 (26)

DEPTH CHART

	1	2
OFFENSE		
C	JASON KELCE	CAM JURGENS
LG	LANDON DICKERSON	SUA OPETA
LT	JORDAN MAILATA	ANDRE DILLARD
LWR	A.J. BROWN	ZACH PASCAL
QB	JALEN HURTS	GARDNER MINSHEW
RB	MILES SANDERS	KENNETH GAINWELL
RG	ISAAC SEUMALO	JACK ANDERSON
RT	LANE JOHNSON	JACK DRISCOLL
RWR	DEVONTA SMITH	JALEN REAGOR
SWR	QUEZ WATKINS	GREG WARD
TE	DALLAS GOEDERT	JACK STOLL
DEFENSE		
FS	MARCUS EPPS	K'VON WALLACE
LCB	DARIUS SLAY	ZECH MCPHEARSON
LDE	BRANDON GRAHAM	JOSH SWEAT
LDT	FLETCHER COX	JORDAN DAVIS
MLB	T.J. EDWARDS	NAKOBÉ DEAN
NB	AVONTE MADDOX	KARY VINCENT JR.
RCB	JAMES BRADBERRY	TAY GOWAN
RDE	DEREK BARNETT	TARRON JACKSON
RDT	JAVON HARGRAVE	MILTON WILLIAMS
SLB	HAASON REDDICK	KYRON JOHNSON
SS	ANTHONY HARRIS	JAQUISKI TARTT
WLB	KYZIR WHITE	DAVION TAYLOR

PLAYERS ADDED

LWR	A.J. BROWN
LWR	ZACH PASCAL
RCB	JAMES BRADBERRY
SLB	HAASON REDDICK
SS	JAQUISKI TARTT
WLB	KYZIR WHITE

PLAYERS LOST

G	BRANDON BROOKS
LB	ERIC WILSON
LCB	STEVEN NELSON
LILB	ALEX SINGLETON
LOLB	GENARD AVERY
RG	NATE HERBIG
SS	RODNEY MCLEOD

NFL DRAFT

R	#	POS	PLAYER	COLLEGE
1	13	DT	JORDAN DAVIS	GEORGIA
2	51	OL	CAMERON JURGENS	NEBRASKA
3	83	LB	NAKOBÉ DEAN	GEORGIA
6	181	DE	KYRON JOHNSON	KANSAS
6	198	TE	GRANT CALCATERRA	SMU

2021 SCHEDULE

2022 SCHEDULE

1	@		W 32-6	1	@		(6.5)
2	v		L 11-17	2	v		(9.0)
3	@		L 21-41	3	@		(8.0)
4	v		L 30-42	4	v		(6.5)
5	@		W 21-18	5	@		(8.5)
6	v		L 22-28	6	v		(10.0)
7	@		L 22-33	8	v		(7.0)
8	@		W 44-6	9	@		(4.5)
9	v		L 24-27	10	v		(8.0)
10	@		W 30-13	11	@		(10.0)
11	v		W 40-29	12	v		(11.0)
12	@		L 7-13	13	v		(9.0)
13	@		W 33-18	14	@		(7.0)
15	v		W 27-17	15	@		(6.5)
16	v		W 34-10	16	@		(10.0)
17	@		W 20-16	17	v		(8.0)
18	v		L 26-51	18	v		(7.0)

(3/32) 0.469
AVG OPP WIN%

(1/32) (8)
AVG OPP VEGAS TOTAL



PITTSBURGH STEELERS

DIVISION 2021 RECORD 2022 VEGAS WIN TOTAL
AFC NORTH (9-7-1) (7)

GENERAL MANAGER
OMAR KHAN

HEAD COACH
MIKE TOMLIN

OFFENSIVE COORDINATOR
MATT CANADA

DEFENSIVE COORDINATOR
TERYL AUSTIN

REVIEW & ANALYSIS

2021 SEASON REVIEW Finally, after 18 seasons Ben Roethlisberger retired. It was about time as his weak arm and lack of mobility continued to get exposed behind a bad OL. He finished with the 2nd lowest average depth of target and was graded as the 37th ranked QB out of 38 QBs in PFF grade. In comes veteran FA Mitch Trubisky and 1st round pick Kenny Pickett, battling for the starting job. Both should add an RPO element to the offense that was missing with Ben stuck in mud. The once dominant Steeler defense regressed to 14th in DVOA last season and were continuously gashed by the run. They finished 27th against the run and allowed the highest percentage of 10+ yard runs in the NFL. After somehow sneaking into the playoffs with a week 18 win in Baltimore, they got destroyed by the Chiefs in the playoffs.

LUCK FACTOR There may not have been a more fortunate team in the NFL last year than the Steelers. Not only did they post an incredible 8-2 record in one score games (most wins in the NFL) but they exceeded their win expectations by almost 2.5 games. They posted a -55 point differential on the season but made the playoffs. There were six teams in the AFC and three in the NFC with a higher differential who didn't make the playoffs.

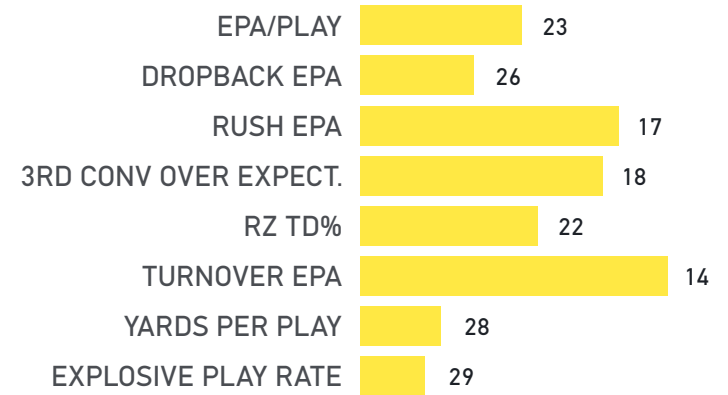
SCHEDULE Pittsburgh faced a really tough schedule last season that ranked 4th hardest and are expected to face another top 5 most difficult schedule this season again. They beat up on the bad teams but went 2-6 against playoff teams, losing by an average of 14 points in those games. Eight of their nine wins, incredibly, all came by one score. Pittsburgh better figure out their QB situation quickly because they face four playoff teams in the first six games (Cincinnati, New England, Buffalo and Tampa Bay).

STRENGTHS While the QB situation may be a question mark, whomever they choose will have a good receiving corps to throw to. WRs Dionte Johnson and Chase Claypool will be joined by rookies George Pickens and speedster Calvin Austin. In addition, 2nd year TE Pat Freiermuth should step up after a nice rookie campaign. The Steeler pass rush should excel again led by All-Pro DE T.J. Watt and veteran DT Cam Heyward, who combined for an incredible 33 sacks last season. As a defense, the Steelers led the NFL with 55 sacks.

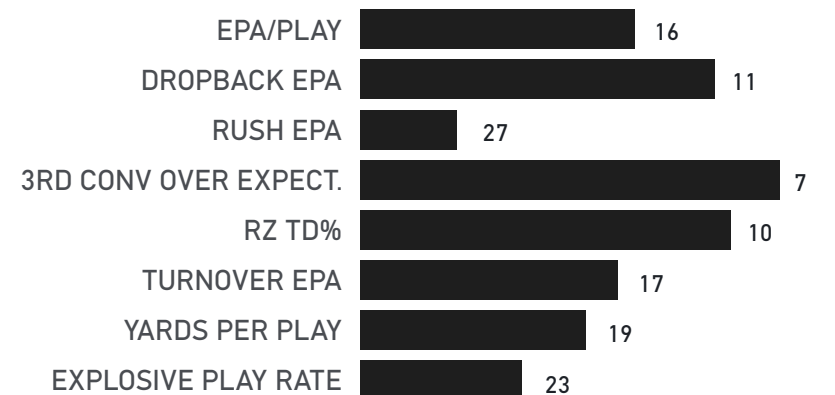
WEAKNESSES The Steeler OL continues to be a major issue. They haven't opened up holes in the run game in years and finished 32nd and 28th in adjusted line yards the last two seasons. The Tackle situation is a bit of a mess as both starters, Dan Moore and Chukwuma Okorafor, finished outside PFFs top 50 graded NFL Tackles.

2022 OUTLOOK Somehow Mike Tomlin has led the Steelers to at least eight wins in 15 straight seasons. That includes a season led by Mason Rudolph and Duck Hodges. To be fair, that team fielded the 3rd best DVOA defense in the NFL, and while I think this defense is solid it is likely not on that level. I do believe the upgrade at QB from decrepit Ben with either QB is being understated. The problem is this team was so lucky to make the playoffs last year after winning 8 of 10 close games. They were really a 7 win level team based on point differential. I think the WR weapons are intriguing but the OL continues to be a mess. All in all this should be another season in the 8 win range.

OFFENSIVE ADVANCED METRICS RANK



DEFENSIVE ADVANCED METRICS RANK



OFFENSIVE LINE & DEFENSIVE LINE RANKS



LUCK FACTORS

FUMBLE REC%	INJURY LUCK	ONE SCORE GM WIN%	OPP FG%	WINS v PYTH EXP.
46.2% (21)	(20)	80% (2)	89% (25)	2.5 (3)

DEPTH CHART

	1	2
OFFENSE		
C	MASON COLE	J.C. HASSENAUER
FB	DEREK WATT	
LG	KEVIN DOTSON	KENDRICK GREEN
LT	DAN MOORE JR.	JOE HAEG
LWR	DIONTAE JOHNSON	MILES BOYKIN
QB	MITCH TRUBISKY	KENNY PICKETT
RB	NAJEE HARRIS	BENNY SNELL JR.
RG	JAMES DANIELS	JOHN LEGLUE
RT	CHUKWUMA OKORAFOR	TRENT SCOTT
RWR	CHASE CLAYPOOL	GUNNER OLSZEWSKI
SWR	GEORGE PICKENS	CALVIN AUSTIN III
TE	PAT FREIERMUTH	ZACH GENTRY
DEFENSE		
DE	LARRY OGUNJOBI	CHRIS WORMLEY
DT	CAMERON HEYWARD	DEMARVIN LEAL
FS	MINKAH FITZPATRICK	DAMONTAE KAZEE
LCB	LEVI WALLACE	JAMES PIERRE
LILB	DEVIN BUSH	BUDDY JOHNSON
LOLB	T.J. WATT	GENARD AVERY
NB	CAMERON SUTTON	TRE NORWOOD
NT	TYSON ALUALU	MONTRAVIUS ADAMS
RCB	AHKELLO WITHERSPOON	JUSTIN LAYNE
RILB	MYLES JACK	ROBERT SPILLANE
ROLB	ALEX HIGHSMITH	DERREK TUSZKA
SS	TERRELL EDMUNDS	MILES KILLEBREW

PLAYERS ADDED

C	MASON COLE
FS	DAMONTAE KAZEE
LCB	LEVI WALLACE
LOLB	GENARD AVERY
NT	LARRY OGUNJOBI
RG	JAMES DANIELS
RILB	MYLES JACK
RT	TRENTON SCOTT

PLAYERS LOST

CB	JOE HADEN
DE	ISAIAH BUGGS
LB	JOE SCHOBERT
OL	B.J. FINNEY
QB	BEN ROETHLISBERGER
RG	TRAI TURNER
SWR	JAMES WASHINGTON
SWR	JUJU SMITH-SCHUSTER
SWR	RAY-RAY MCCLLOUD
TE	ERIC EBON

NFL DRAFT

R	#	POS	PLAYER	COLLEGE
1	20	QB	KENNY PICKETT	PITTSBURGH
2	52	WR	GEORGE PICKENS	GEORGIA
3	84	DT	DEMARVIN LEAL	TEXAS A&M
4	138	WR	CALVIN AUSTIN	MEMPHIS
6	208	TE	CONNOR HEYWARD	MICHIGAN ST.
7	225	LB	MARK ROBINSON	MISSISSIPPI
7	241	QB	CHRIS OLADOKUN	SOUTH DAKOTA ST.

2021 SCHEDULE

1	@	W 23-16
2	v	L 17-26
3	v	L 10-24
4	@	L 17-27
5	v	W 27-19
6	v	W 23-20
8	@	W 15-10
9	v	W 29-27
10	v	T 16-16
11	@	L 37-41
12	@	L 10-41
13	v	W 20-19
14	@	L 28-36
15	v	W 19-13
16	@	L 10-36
17	v	W 26-14
18	@	W 16-13

2022 SCHEDULE

1	@	W (10.0)
2	v	(8.5)
3	@	(9.5)
4	v	(5.5)
5	@	(11.5)
6	v	(11.5)
7	@	(9.0)
8	@	(9.5)
10	v	(8.0)
11	v	(10.0)
12	@	(10.0)
13	@	(5.0)
14	v	(9.5)
15	@	(6.0)
16	v	(8.5)
17	@	(9.5)
18	v	(9.5)

(26/32) 0.521
AVG OPP WIN%

(31/32) (8.9)
AVG OPP VEGAS TOTAL



SAN FRANCISCO 49ERS

DIVISION 2021 RECORD 2022 VEGAS WIN TOTAL
NFC WEST (10-7) (10)

GENERAL MANAGER
JOHN LYNCH

HEAD COACH
KYLE SHANAHAN

OFFENSIVE COORDINATOR

DEFENSIVE COORDINATOR
DEMECO RYANS

REVIEW & ANALYSIS

2021 SEASON REVIEW The Niners were a quarter away from going to the Super Bowl last season following a six-win 2020. They had the ball up three inside the Rams 45-yard line with just 10 minutes left to go and Kyle Shanahan decided to cowardly punt the ball away on a 4th and 2 to go. Needless to say, the Rams took the punt and ended up tying the game on the ensuing drive and eventually pulling out a three-point win. Instead, the Niners are spending all off season licking their wounds and trying to figure out how to keep do it all WR Deebo Samuel happy while installing 2nd year man Trey Lance at QB.

LUCK FACTOR If it wasn't for the Bengals, the Niners would have been the turn around story of 2021. They won 10 games, right in line with their point differential. They were unlucky in recovering fumbles at the 8th lowest rate in the NFL and as has been the case virtually every season, they dealt with a ton of injuries. They finished with the 4th toughest injury luck and are the bizarro Rams when it comes to injury "luck". There were some injuries on offense but they defense was shuffling guys in and out of the lineup all season. The LB corps and the secondary were beat up the most. Maybe one day the Niners will go unscathed during a regular season.

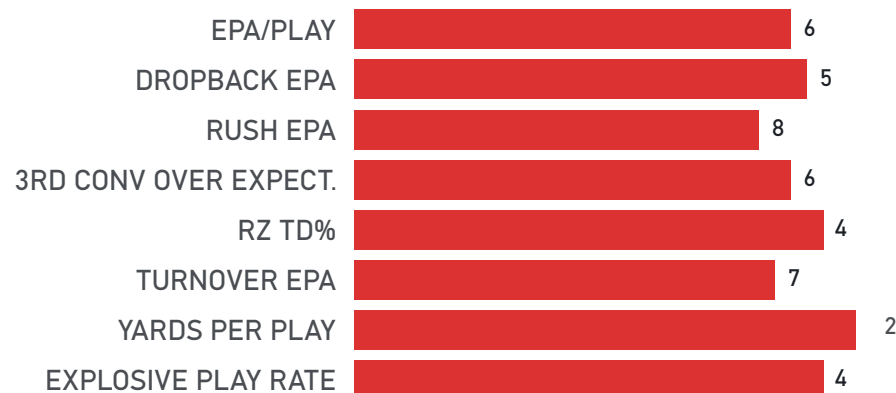
SCHEDULE The schedule ahead of the 2021 season was expected to be one of the easiest in the NFL and it turned out to be 21st in strength. The upcoming schedule is expected to be in that neighborhood again. The good news is that the season starts with a bunch of cupcakes as four of the first six games comes against Chicago, Seattle, Atlanta and Carolina. That's how you break in a new starting QB.

STRENGTHS The Niners have always had a loaded roster and that is the case again. The pass rush, with elite DL like Nick Bosa and Arik Armstead, will always be a strength. They add 2nd round edger rusher Drake Jackson to that group. Jackson, from USC, will get to ease into pass down situations and could be a nice upside pick going forward. It's always helpful to be able to get pressure with four and not have to blitz. The Niners blitzed at the fourth lowest rate yet finished with the fifth most sacks. Assuming the Samuel situation is resolved, the WR and TE group should once again be excellent. Deebo was incredible last season and finished with 1,770 yards from scrimmage and 14 TDs. He led the NFL in yards after the catch per reception, by 2.1 yards. WR Brandon Aiyuk was 11th in yac per reception while finishing 41st in yards per route run. Jajuan Jennings played well down the stretch and caught 4 TDs in the final 10 games. We know how incredible TE George Kittle is and he produced 1,024 yards and the 2nd highest yards per route run among TEs.

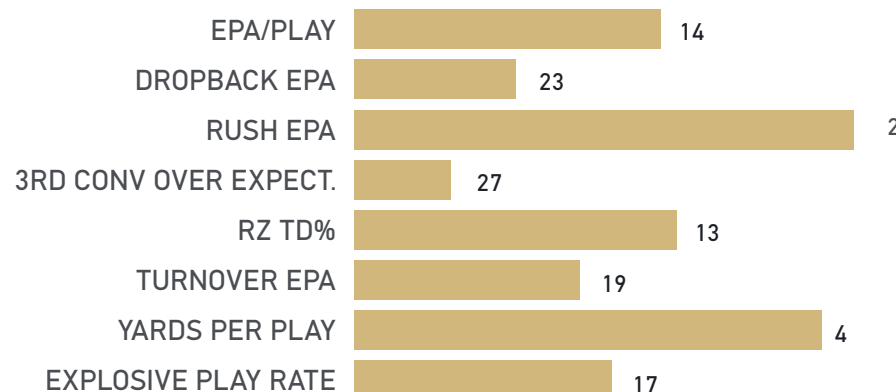
WEAKNESSES Outside of the best LT in the NFL, Trent Williams, the rest of the Niner OL has some questions. The recent retirement of veteran C Alex Mack was a blow. Jake Brendel will take over and he only took 6 snaps all last season. It's not ideal to break in Lance as a full-time starter at QB with a new Center. Mack graded out as the 12th best Center last year, 4th best as a pass blocker so this is a tough loss for the Niners. Daniel Brunskill will be starting again at RG, and he has been one of the worst graded Guards by PFF the last two seasons. Also, LG Laken Tomlinson left for the Jets in FA and will be replaced by Aaron Banks, a 2nd year man from Notre Dame with five career snaps. There is a clear question as to if Lance is ready to start at QB. Jimmy Garoppolo wasn't perfect, but he knew the system and got the ball to the right places. Lance is a great athlete with a strong arm, but he looked lost at times last season. The Niners are hoping that a full off season studying the play book will help him make the 2nd year leap.

2022 OUTLOOK I loved the Niners last season as a Super Bowl contender and had a 40-1 ticket on them to make the Super Bowl from mid-season. There remains a big question at QB with Trey Lance. It's so hard to project what this team will be with him at QB. I've seen Shanahan make guys like Garoppolo and Brian Hoyer successful in stretches with his system so with a much more toolsy QB, there's no telling how good he can be. I'd expect some big time throws and wow plays mixed in with a bunch of head scratching decisions. 2022 Niner outcomes will be extremely variable and could reach a Super Bowl ceiling if Lance is as advertised or another 5-6-win season like 2020 if Lance struggles and the injury bug hits yet again.

OFFENSIVE ADVANCED METRICS RANK



DEFENSIVE ADVANCED METRICS RANK



OFFENSIVE LINE & DEFENSIVE LINE RANKS



LUCK FACTORS

FUMBLE REC%	INJURY LUCK	ONE SCORE GM WIN%	OPP FG%	WINS v PYTH EXP.
42.9% (25)	(29)	50% (12)	78% (5)	-0.1 (31)

2021 SCHEDULE

2022 SCHEDULE

Week	Opponent	Result	Score	Opponent	Result	Score
1	@ NYJ	W	41-33	1	@ CIN	(6.5)
2	@ WSH	W	17-11	2	v WSH	(5.5)
3	v GB	L	28-30	3	@ DEN	(10.0)
4	v WSH	L	21-28	4	v LAC	(10.5)
5	@ PIT	L	10-17	5	@ NYJ	(6.0)
7	v IND	L	18-30	6	@ ATL	(5.0)
8	@ CIN	W	33-22	7	v KC	(10.5)
9	v PIT	L	17-31	8	@ LAC	(10.5)
10	v LAC	W	31-10	10	v WSH	(10.0)
11	@ MIA	W	30-10	11	@ ARI	(8.5)
12	v NYJ	W	34-26	12	v NO	(8.0)
13	@ WSH	L	23-30	13	v TEN	(9.0)
14	@ CLE	W	26-23	14	v MIA	(11.5)
15	v ATL	W	31-13	15	@ WSH	(5.5)
16	@ TEN	L	17-20	16	v WVA	(8.0)
17	v DAL	W	23-7	17	@ KC	(8.5)
18	@ LAC	W	27-24	18	v ARI	(8.5)

(16/32) 0.500
AVG OPP WIN%

(10/32) (8.4)
AVG OPP VEGAS TOTAL

DEPTH CHART

	1	2
OFFENSE		
C	JAKE BRENDL	DANIEL BRUNSKILL
FB	KYLE JUSZCZYK	JOSH HOKIT
LG	AARON BANKS	SPENCER BURFORD
LT	TRENT WILLIAMS	COLTON MCKIVITZ
LWR	BRANDON AIYUK	MALIK TURNER
QB	TREY LANCE	JIMMY GAROPPOLO
RB	ELIJAH MITCHELL	JEFF WILSON JR.
RG	DANIEL BRUNSKILL	JAYLON MOORE
RT	MIKE MCGLINCHY	NICK ZAKELJ
RWR	DEEBO SAMUEL	DANNY GRAY
SWR	JUAN JENNINGS	RAY-RAY MC CLOUD III
TE	GEORGE KITTLE	CHARLIE WOERNER
DEFENSE		
DE	NICK BOSA	KEMOKO TURAY
DT	ARIK ARMSTEAD	KERRY HYDER JR.
FS	JIMMIE WARD	TARVARIUS MOORE
LCB	EMMANUEL MOSELEY	JASON VERRETT
LEO	SAMSON EBUKAM	DRAKE JACKSON
MLB	FRED WARNER	AZEEZ AL-SHAAIR
NB	DARQUEZE DENNARD	SAMUEL WOMACK III
NT	JAVON KINLAW	MAURICE HURST
RCB	CHARVARIUS WARD	AMBRY THOMAS
SS	TALANO HUFANGA	GEORGE ODUM
WLB	DRE GREENLAW	OREN BURKS

PLAYERS ADDED


DT	KERRY HYDER
RCB	CHARVARIUS WARD
RWR	MARCUS JOHNSON
SS	GEORGE ODUM
SWR	RAY-RAY MC CLOUD
WLB	OREN BURKS

PLAYERS LOST

C	ALEX MACK
CB	JOSH NORMAN
DB	JARROD WILSON
DB	TAVON WILSON
LDE	D.J. JONES
LDT	KENTAVIUS STREET
LG	LAKEN TOMLINSON
NB	K'WAUN WILLIAMS
RB	RAHEEM MOSTERT
RT	TOM COMPTON
SS	JAQUISKI TARTT
WLB	MARCELL HARRIS

NFL DRAFT

R	#	POS	PLAYER	COLLEGE
2	61	OLB	DRAKE JACKSON	USC
3	93	RB	TYRION DAVIS-PRICE	LSU
3	105	WR	DANNY GRAY	SMU
4	134	OL	SPENCER BURFORD	TEXAS-SAN ANTONIO
5	172	CB	SAMUEL WOMACK	TOLEDO
6	187	OL	NICK ZAKELJ	FORDHAM
6	220	DT	KALIA DAVIS	CENTRAL FLORIDA
6	221	CB	TARIQ CASTRO-FIELDS	PENN ST.
7	262	QB	BROCK PURDY	IOWA ST.



SEATTLE SEAHAWKS

DIVISION 2021 RECORD 2022 VEGAS WIN TOTAL
NFC WEST (7-10) (5.5)

GENERAL MANAGER
JOHN SCHNEIDER

HEAD COACH
PETE CARROLL

OFFENSIVE COORDINATOR
SHANE WALDRON

DEFENSIVE COORDINATOR
CLINT HURTT

REVIEW & ANALYSIS

2021 SEASON REVIEW First the Legion of Boom era collapsed a few years ago and now the last decade of Seattle Seahawks football is essentially gone with the trade of Russell Wilson to Denver and the release of LB Bobby Wagner. Seattle struggled out of the gate last year and after Wilson went down, the season was essentially lost. He clearly came back too soon and struggled badly when they needed to win. Seattle finished 7-10, 1-2 without Russ, and the rebuild is about to begin. The next era of Seahawk football is set to begin with Geno Smith or Drew Lock at QB. Read that again three times.

LUCK FACTOR Based on their +29-point differential, the 7-10 Seahawks would have been expected to win 9.2 games. For the first time since 2016, Seattle lost more close games than they won. In what seemed to be an annual occurrence of Wilson and the Seahawks pulling out most every close game, they ended up 3-5 last season. To be fair, the Seahawks were 3-3 with Wilson but that 0-2 close game record with Smith could be a sign of what's to come. They did do a good job of holding onto the football and finished with the 2nd lowest amount of EPA lost due to turnovers.

SCHEDULE Seattle's schedule is expected to 11th hardest this season, almost identical to last year. The most interesting thing about their schedule is that they face Russell and the Broncos immediately in week 1. Besides that, they will play only seven true road games as one of their scheduled road games is in Germany against Tampa. The Broncos, Rams and Niners are the only three times of their nine home games that is favored to make the Playoffs.

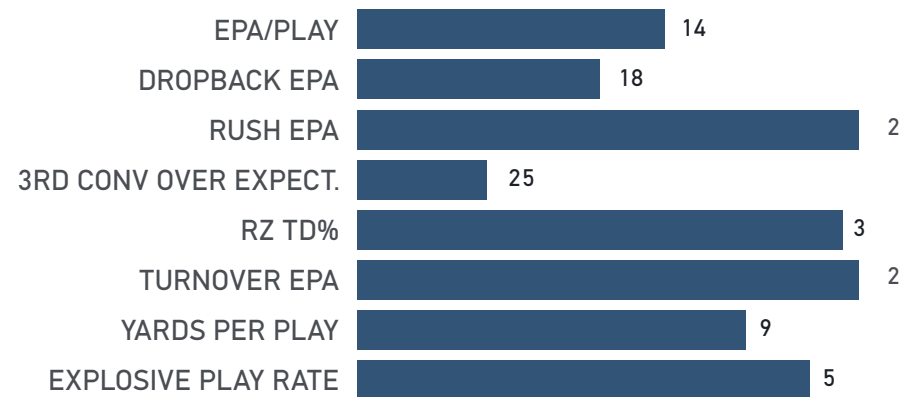
STRENGTHS Even though Russ is gone, WRs Tyler Lockett and D.K. Metcalf will continue to be one of the best duos in the NFL for whomever is throwing them the ball. Both WRs finished top 20 in yards per route run among NFL WRs and Lockett finished 1st with 20 receptions of 20 or more yards. Add in TE Noah Fant, acquired in the Wilson trade, and there are some real athletic weapons for the Seahawks. Fant has been so close to breaking out but is just off the edge of being a bona fide weapon at TE. He has finished 8th and 12th the last two seasons in yards per route run among TEs.

WEAKNESSES This Seattle defense is going to get cooked a lot this season. They finished 26th in DVOA defending the pass last season and the pass rush was 7th lowest in pressure rate. They lost their two best sack producers, DE Carlos Dunlap and DE Rasheem Green, who combined for 18 of the team's 39 total sacks. They didn't add much outside of DT Shelby Harris (7 sacks, 77th in pass rush grade) in the Wilson trade and rookie 2nd round DE Boye Mafe from Minnesota. The secondary may be even worse than the front seven. They were 29th in success rate allowed on drop backs and lost their best cover man in CB D.J. Reed to the Lions. Sidney Jones is competent but not nearly a #1 CB. Justin Coleman and Artie Burns are middling CBs at best and were signed in the off season to round out the top of the CB room.

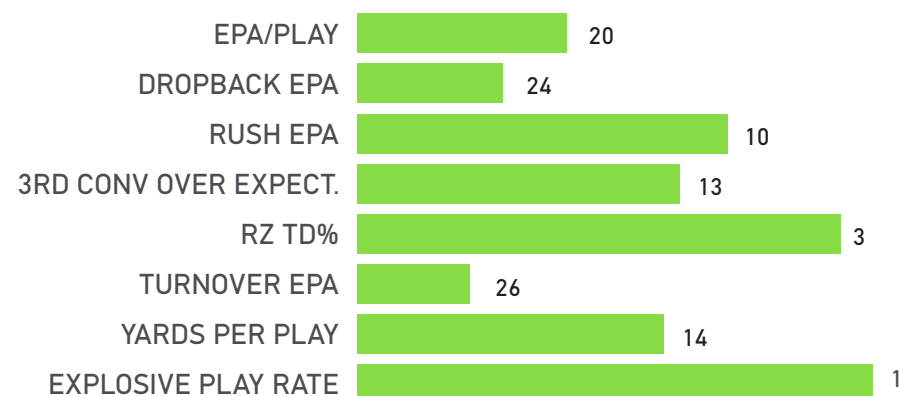
The offensive line could end up as the worst in the NFL. You would normally rely on veteran Duane Brown at LT, but he is no longer on the team. He is being replaced by top 10 pick Charles Cross of Mississippi State. OL who come from the air raid scheme are always a tricky proposition. Andre Dillard from that same Mike Leach system has struggled as an example. Beyond Cross, the rest of the line is made up of really poor pass blockers and two new starters (Austin Blythe at C and RT Jake Curhan) were backups last season. Curhan finished 86th out of 88 Tackles in PFF pass block grade last year.

2022 OUTLOOK There's not much to say here that's positive. To even think that Seattle is considering going into the season with Lock (35th in EPA) or Smith (28th in EPA) is embarrassing. Just come out and say you are taNking in that case. I can't imagine Lockett and Metcalf would be happy with that outcome. This QB situation is the worst in the NFL, they may have the worst OL in the NFL and the defense is also a bottom 5-10 unit. Seattle would be lucky to not finish with a top 5 pick.

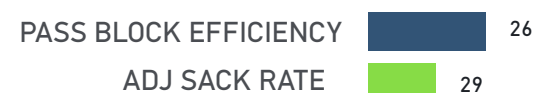
OFFENSIVE ADVANCED METRICS RANK



DEFENSIVE ADVANCED METRICS RANK



OFFENSIVE LINE & DEFENSIVE LINE RANKS



LUCK FACTORS

FUMBLE REC%	INJURY LUCK	ONE SCORE GM WIN%	OPP FG%	WINS v PYTH EXP.
46.7% (20)	(6)	38% (24)	82% (10)	-2.3 (15)

2021 SCHEDULE

2022 SCHEDULE

Week	Opponent	Result	Score	Opponent	Result	Score
1	@ Colts	W	28-16	1	v Broncos	(10.0)
2	v Titans	L	30-33	2	@ Redskins	(10.0)
3	@ Falcons	L	17-30	3	v Falcons	(5.0)
4	@ Redskins	W	28-21	4	@ Panthers	(6.5)
5	v Dolphins	L	17-26	5	@ Saints	(8.0)
6	@ Steelers	L	20-23	6	v Cardinals	(8.5)
7	v Saints	L	10-13	7	@ Rams	(10.0)
8	v Jaguars	W	31-7	8	v Giants	(7.0)
10	@ Browns	L	0-17	9	@ Cardinals	(8.5)
11	v Cardinals	L	13-23	10	@ Redskins	(11.5)
12	@ Packers	L	15-17	12	v Patriots	(8.5)
13	v Redskins	W	30-23	13	@ Dolphins	(10.5)
14	@ Patriots	W	33-13	14	v Ravens	(6.0)
15	@ Dolphins	L	10-20	15	v Redskins	(10.0)
16	v Browns	L	24-25	16	@ Chiefs	(10.5)
17	v Panthers	W	51-29	17	v Jets	(5.5)
18	@ Cardinals	W	38-30	18	v Dolphins	(10.5)

(25/32) 0.519
AVG OPP WIN%

(22/32) (8.6)
AVG OPP VEGAS TOTAL

DEPTH CHART

	1	2
OFFENSE		
C	AUSTIN BLYTHE	DAKODA SHEPLEY
LG	DAMIEN LEWIS	KYLE FULLER
LT	CHARLES CROSS	STONE FORSYTHE
LWR	DK METCALF	CODY THOMPSON
QB	GENO SMITH	DREW LOCK
RB	RASHAAD PENNY	KENNETH WALKER III
RG	GABE JACKSON	PHIL HAYNES
RT	JAKE CURHAN	ABRAHAM LUCAS
RWR	TYLER LOCKETT	MARQUISE GOODWIN
SWR	FREDDIE SWAIN	DEE ESKRIDGE
TE	NOAH FANT	WILL DISSLY
DEFENSE		
DE	SHELBY HARRIS	L.J. COLLIER
DT	POONA FORD	QUINTON JEFFERSON
FS	QUANDRE DIGGS	JOSH JONES
LCB	ARTIE BURNS	TRE BROWN
LEO	DARRELL TAYLOR	ALTON ROBINSON
MLB	CODY BARTON	IGGY IYIEGBUNIWE
NB	JUSTIN COLEMAN	UGO AMADI
NT	AL WOODS	BRYAN MONE
RCB	SIDNEY JONES IV	COBY BRYANT
SLB	UCHENNA NWOSU	BOYE MAFE
SS	JAMAL ADAMS	RYAN NEAL
WLB	JORDYN BROOKS	NICK BELLORE

PLAYERS ADDED


DE	SHELBY HARRIS
DT	QUINTON JEFFERSON
LCB	ARTIE BURNS
NB	JUSTIN COLEMAN
RWR	MARQUISE GOODWIN
SLB	UCHENNA NWOSU
TE	NOAH FANT

PLAYERS LOST

C	ETHAN POCIC
DE	BENSON MAYOWA
DT	KERRY HYDER
DT	ROBERT NKEMDICHE
LILB	BOBBY WAGNER
LTE	GERALD EVERETT
QB	RUSSELL WILSON
RB	ALEX COLLINS
RCB	D.J. REED
RDE	RASHEEM GREEN
T	BRANDON SHELL
T	DUANE BROWN

NFL DRAFT

R	#	POS	PLAYER	COLLEGE
1	9	OL	CHARLES CROSS	MISSISSIPPI ST.
2	40	DE	BOYE MAFE	MINNESOTA
2	41	RB	KENNETH WALKER	MICHIGAN ST.
3	72	OL	ABRAHAM LUCAS	WASHINGTON ST.
4	109	CB	COBY BRYANT	CINCINNATI
5	153	CB	TARIQ WOOLEN	TEXAS-SAN ANTONIO
5	158	DE	TYREKE SMITH	OHIO ST.
7	229	WR	BO MELTON	RUTGERS
7	233	WR	DAREKE YOUNG	LENOIR-RHYNE



TAMPA BAY BUCCANEERS

DIVISION 2021 RECORD 2022 VEGAS WIN TOTAL
NFC SOUTH (13-4) (11.5)

GENERAL MANAGER
JASON LICHT

HEAD COACH
TODD BOWLES

OFFENSIVE COORDINATOR
BYRON LEFTWICH

DEFENSIVE COORDINATOR
LARRY FOOTE

REVIEW & ANALYSIS

2021 SEASON REVIEW The Bucs season ended in disappointment last year, losing to the eventual Super Bowl Champ Rams in the Divisional Round. The fact that Tom Brady was able to get this team to the brink of another NFC title game was pretty remarkable considering he had to do it without his star RT Tristan Wirfs plus WRs Chris Godwin and Antonio Brown. The Bucs were as good in the regular season last year as they were in the Super Bowl season of 2020 but just ran into tough injury luck late in the season. The Bucs finished 1st in EPA on offense and 5th on defense in the regular season. Following the loss to the Rams, Brady "retired" from the NFL, only to unretire a few weeks later. Following Brady's unretirement, Bruce Arians left his head coaching position with the Bucs and handed the reigns to DC Todd Bowles. Add to all of this that both G Ali Marpet and TE Rob Gronkowski retired as well, and it was an off season of musical chairs in Tampa.

LUCK FACTOR Tampa won the Super Bowl in 2020, finishing as the healthiest team in the NFL. That regressed a bit to 16th last year, but it was the timing of the injuries that hurt the most. Losing Godwin in week 15 for the season and Wirfs after eight snaps in their Wildcard victory over the Eagles, was devastating. Wirfs allowed the lowest pressure rate (1.7%) among all NFL Tackles last season and Godwin was Brady's security blanket and best after the catch WR. To be fair, the Bucs were somewhat fortunate to be playing at home in the Playoffs anyway. They finished 6-0 in one score games and outperformed their point differential by one full game. The last team that went undefeated in one score games was the 2012 Houston Texans, who went 5-0. They followed that up with a 2-9 one score record, worst in the NFL. If they had gone .500 in their close games like they did in 2020, things may have been much different for the Bucs.

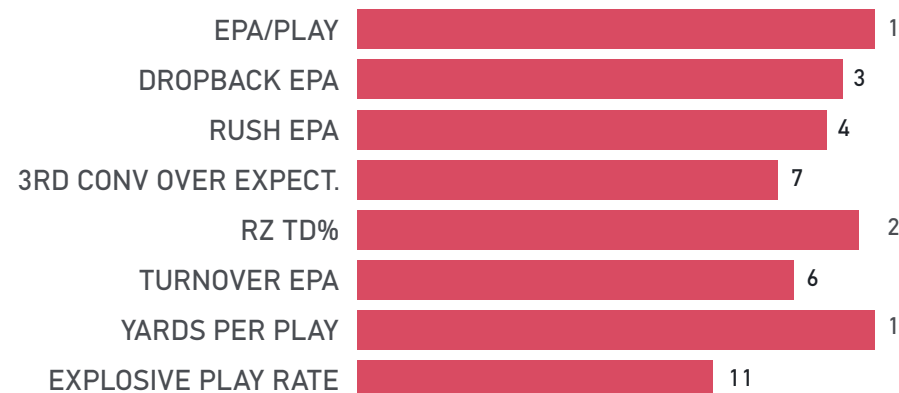
SCHEDULE The Bucs faced the 2nd easiest schedule in the NFL last season and are set to face another easy schedule in 2022 (6th easiest). Not only did they receive the benefit of facing the Panthers and Falcons in their division four times, but they also got the NFC East + the Jets and Bears. Not surprisingly they went 7-1 in those games. The first four games of this season are likely to be their toughest. They start the season on the road at Dallas on SNF then travel to New Orleans. They then come home to face the Packers and Chiefs.

STRENGTHS Tom Brady, duh. But seriously, the guy is 45 and finished 4th in the NFL in EPA per drop back and 2nd in success rate. As long as Brady has a competent offensive line and at least one good WR, the Bucs should continue to field a top 10 offense. The OL should be excellent again and are coming off a #1 pass block efficiency ranking. They did lose All-Pro Guard Ali Marpet to a surprise retirement but were able to salvage things with the trade for Shaq Mason from New England. They were somehow able to only give up a 5th round pick for a guy who allowed the 6th lowest pressure rate last season and was graded by PFF as the 4th best Guard in the league. The defense will return virtually everyone off their starting lineup last season. They replaced DT Ndamukong Suh with Akiem Hicks from the Bears. Quietly, Suh was pretty bad for Tampa last season and at age 35 has now seen his production drop each of the last four seasons. He missed 19.2% of his available tackles last season, far and away the worst of his career. Hicks has a hard time staying on the field, but the Bears have always posted much better defensive numbers when he's been on.

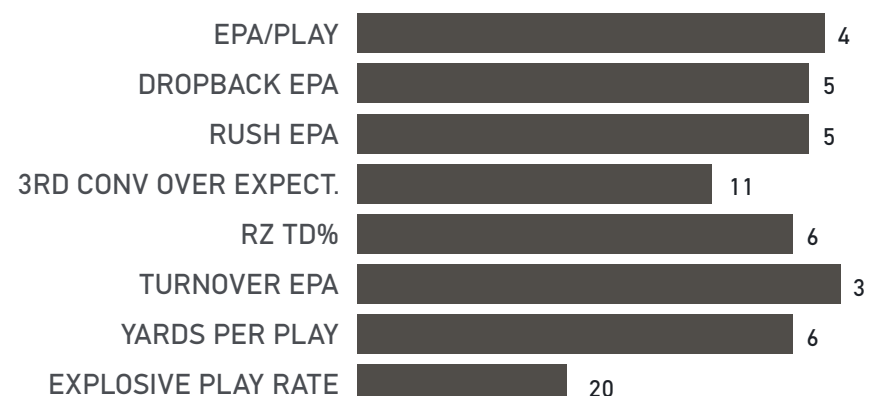
WEAKNESSES There are not many holes on this team but offensively, they will need to replace production in the pass game from Brown, Gronk and Godwin (at least early in the season). Godwin and Gronk, especially are a concern, as Brady has targeted those guys on nearly 33% of all 3rd down attempts the last two seasons. He does have Mike Evans and the signing of veteran WR Russell Gage should help. Gage hasn't been spectacular but did post the 17th highest yards per route run last season. At TE, the Bucs will likely rely on Cameron Brate to step up again into that lead role with 4th round pick Cade Otton right behind. I'd look for the Bucs to just assume Gronk will answer the phone mid-season to play again.

2022 OUTLOOK While I do expect some negative regression in those close games from Tampa, this is clearly still a top 3 seed in the NFC. Their schedule is considerably soft and there are literally four gimme wins within the division. Whether or not they can stay healthy enough to roll to a Super Bowl is always the wildcard for any contender. With the difficulty of their first four games, there is a chance this teams starts off slow (1-3?, 2-2?) and you may be able to grab Bucs futures at a discounted price.

OFFENSIVE ADVANCED METRICS RANK



DEFENSIVE ADVANCED METRICS RANK



OFFENSIVE LINE & DEFENSIVE LINE RANKS



LUCK FACTORS

FUMBLE REC%	INJURY LUCK	ONE SCORE GM WIN%	OPP FG%	WINS v PYTH EXP.
48.7% (18)	(16)	100% (1)	87% (18)	1 (9)

2021 SCHEDULE

2022 SCHEDULE

Week	Opponent	Result	Score	Opponent	Result	Score
1	vs Dallas	W	31-29	at Dallas	(10.0)	
2	vs Atlanta	W	48-25	at New Orleans	(8.0)	
3	at Tampa Bay	L	24-34	vs Green Bay	(11.0)	
4	at Washington	W	19-17	vs Cincinnati	(10.5)	
5	vs Miami	W	45-17	vs Atlanta	(5.0)	
6	at Philadelphia	W	28-22	at Pittsburgh	(7.0)	
7	vs Cleveland	W	38-3	at Carolina	(6.0)	
8	at New Orleans	L	27-36	vs Baltimore	(9.5)	
10	at Washington	L	19-29	vs Tampa Bay	(10.5)	
11	vs New York	W	30-10	vs Seattle	(5.5)	
12	at Houston	W	38-31	at Cleveland	(9.5)	
13	at Atlanta	W	30-17	vs New Orleans	(8.0)	
14	vs Buffalo	W	33-27	at San Francisco	(10.0)	
15	vs New Orleans	L	0-9	vs Tampa Bay	(10.0)	
16	at Carolina	W	32-6	at Arizona	(8.5)	
17	at Tampa Bay	W	28-24	vs Carolina	(6.0)	
18	vs Tampa Bay	W	41-17	at Atlanta	(5.0)	

(2/32) 0.467
AVG OPP WIN%

(6/32) (8.2)
AVG OPP VEGAS TOTAL

DEPTH CHART

	1	2
OFFENSE		
C	RYAN JENSEN	ROBERT HAINSEY
LG	AARON STINNIE	LUKE GOEDEKE
LT	DONOVAN SMITH	FRED JOHNSON
LWR	MIKE EVANS	JAEON DARDEN
QB	TOM BRADY	BLAINE GABBERT
RB	LEONARD FOURNETTE	RACHAAD WHITE
RG	SHAQ MASON	NICK LEVERETT
RT	TRISTAN WIRFS	JOSH WELLS
RWR	CHRIS GODWIN	CYRIL GRAYSON JR.
SWR	RUSSELL GAGE	TYLER JOHNSON
TE	CAMERON BRATE	KYLE RUDOLPH
DEFENSE		
DE	AKIEM HICKS	LOGAN HALL
DE	WILLIAM GHOLSTON	PATRICK O'CONNOR
FS	ANTOINE WINFIELD JR.	LOGAN RYAN
ILB	LAVONTE DAVID	GRANT STUARD
ILB	DEVIN WHITE	K.J. BRITT
LCB	CARLTON DAVIS III	ZYON MCCOLLUM
NB	SEAN MURPHY-BUNTING	ROSS COCKRELL
NT	VITA VEA	RAKEEM NUNEZ-ROCHES
OLB	JOE TRYON-SHOYINKA	CAM GILL
OLB	SHAQUIL BARRETT	ANTHONY NELSON
RCB	JAMEL DEAN	DEE DELANEY
SS	MIKE EDWARDS	KEANU NEAL

PLAYERS ADDED


FS	LOGAN RYAN
RDE	AKIEM HICKS
RG	SHAQ MASON
SS	KEANU NEAL
SWR	RUSSELL GAGE

PLAYERS LOST

CB	RICHARD SHERMAN
DB	ANDREW ADAMS
DT	NDAMUKONG SUH
G	ALI MARPET
LB	JASON PIERRE-PAUL
LB	KEVIN MINTER
RB	RONALD JONES
RG	ALEX CAPP
SS	JORDAN WHITEHEAD
TE	O.J. HOWARD
TE	ROB GRONKOWSKI
WR	ANTONIO BROWN

NFL DRAFT

R	#	POS	PLAYER	COLLEGE
2	33	DE	LOGAN HALL	HOUSTON
2	57	OL	LUKE GOEDEKE	CENTRAL MICHIGAN
3	91	RB	RACHAAD WHITE	ARIZONA ST.
4	106	TE	CADE OTTON	WASHINGTON
4	133	P	JAKE CAMARDA	GEORGIA
5	157	DB	ZYON MCCOLLUM	SAM HOUSTON ST.
6	218	TE	KO KIEFT	MINNESOTA
7	248	DE	ANDRE ANTHONY	LSU



TENNESSEE TITANS

DIVISION 2021 RECORD 2022 VEGAS WIN TOTAL
AFC SOUTH (12-5) (9)

GENERAL MANAGER
JON ROBINSON

HEAD COACH
MIKE VRABEL

OFFENSIVE COORDINATOR
TODD DOWNING

DEFENSIVE COORDINATOR
SHANE BOWEN

REVIEW & ANALYSIS

2021 SEASON REVIEW Mike Vrabel, last year's coach of the year, did a great job with this Titans team last season amidst a regular season-ending injury to RB Derrick Henry and multiple games missed by WRs A.J. Brown and Julio Jones. Somehow, they were able to beat Buffalo, KC, Indianapolis, the Rams and New Orleans in consecutive weeks midway through the season. They won six games by three points or less and were able to grind their way to the AFC's top seed in the Playoffs where they lost to the Bengals in heartbreaking fashion. The offseason took a turn south during the draft as Brown was traded to the Eagles for their first-round pick, used on WR Treyton Burks.

LUCK FACTOR The Titans won 1.82 games over what was expected based on point differential last season, 5th most in the NFL. They were once again outstanding in close games going 6-2 last year after finishing 7-2 in 2020. Their 76% close game record in the last two seasons ranks only behind the Steelers (79%) during that stretch. Incredibly, the Titans won four games last season while being outgained by their opponent on a yards per play basis. This team was excellent on 3rd downs versus expectations (5th best on net conversions) and opposing kickers made the 8th lowest percentage of field goals. They did get unlucky from a fumble recovery standpoint (28th in the NFL) so not everything went their way.

SCHEDULE There's not much to talk about in the way of strength of schedule as they are expected to face near league average difficulty of opponents for the 2nd straight season. The first-place schedule does force them to play Buffalo, KC and Green Bay but that is counter balanced by four games against the Jags and Texans.

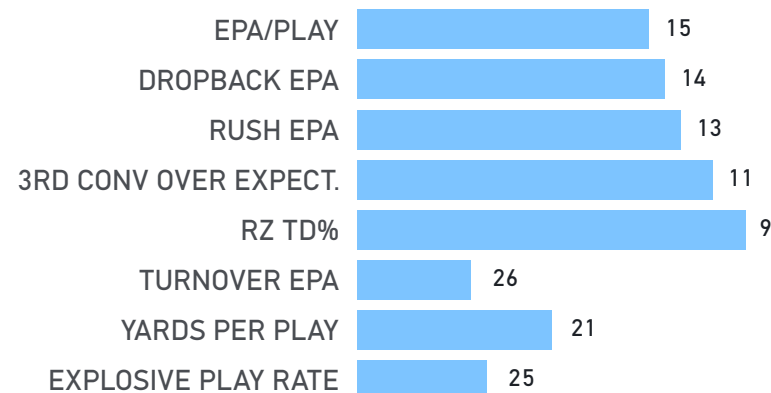
STRENGTHS The Titans still have that freight train in Henry leading the offense out of the backfield. I have an issue with how much they continue to rely on Henry (see below) and the potential wear and tear but until further notice he will continue to be the focal point. The one potential benefit to Henry missing nine games is that he was able to save some tread on those tires. His 219 carries last season was a breather compared to his back-to-back 300+ attempt seasons.

WEAKNESSES The Titans offensive line quietly struggled last season, finishing 30th in PFF's pass block efficiency with the 7th highest adjusted sack rate allowed. LT Taylor Lewan has gone from an elite lineman to one that is just above average (41st in PFF grade). They lost their mainstay at Guard in Roger Saffold and currently are sporting four linemen with pass block grades of 48.7, 64.8, 49.2 and 39.5. Including Lewan, they don't have a single starting lineman that graded out among the top half of all starting players at their position in pass block grade.

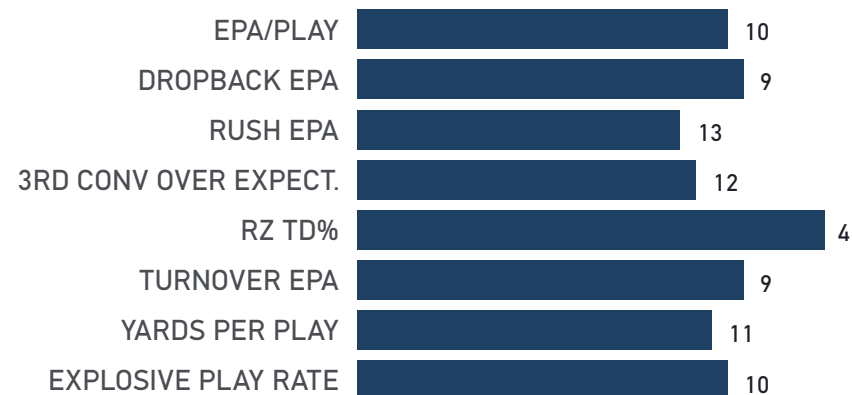
As much as I respect Mike Vrabel, it really is mind boggling how this team calls plays. They have led the NFL in early down run rate (excluding garbage time) each of the last two seasons. What's incredible about this is when they do throw it on early downs, the Titans have been really effective, ranking 4th in EPA per drop back. Their early rush EPA is actually negative (-0.052). In the last two Playoffs, both one and done exits, the Titans were beyond predictable running it on 64% of first downs. Unfortunately, they were awful at it, posting an awful 39% success rate and 3.1 ypc. They keep putting major stress on their offense to convert on 3rd downs and they've done so at the 6th highest rate above expectations in the last two regular seasons. This is not a sustainable strategy moving forward.

2022 OUTLOOK I know last year would have been the season for negative regression for the Titans, but this really does feel like when the collapse comes. There have been rumors swirling all off season that QB Ryan Tannehill is a lame duck. It is well known that the Titans can save over \$27 million if he is cut after June 1st of 2023. Drafting Malik Willis in round three doesn't help quell those concerns. No starting QB wants to spend all season looking over his shoulder. Add to this that the OL is a bottom five unit and the WR corps is revamped with Robert Woods coming off a torn ACL and a rookie (Burks) on the other side. I can't imagine this is the season that the Titans stop running the ball so predictably on early downs either. I don't think it's crazy to predict the Titans miss the Playoffs and Tannehill gives way to Willis at some point. Based on my ratings, I have the Titans with 8.5 wins and missing the Playoffs.

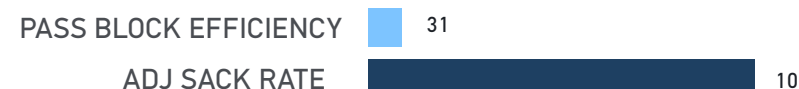
OFFENSIVE ADVANCED METRICS RANK



DEFENSIVE ADVANCED METRICS RANK



OFFENSIVE LINE & DEFENSIVE LINE RANKS



LUCK FACTORS

FUMBLE REC%	INJURY LUCK	ONE SCORE GM WIN%	OPP FG%	WINS v PYTH EXP.
39.5% (28)	(10)	75% (5)	82% (8)	1.8 (5)

2021 SCHEDULE

2022 SCHEDULE

Week	Opponent	Result	Score	Rating
1	vs NYJ	L	13-38	(7.0)
2	@ BUF	W	33-30	(11.5)
3	vs HOU	W	25-16	(8.5)
4	@ JAX	L	24-27	(10.0)
5	@ JAC	W	37-19	(8.0)
6	vs IND	W	34-31	(10.0)
7	vs TEN	W	27-3	(4.5)
8	@ TEN	W	34-31	(10.5)
9	@ PIT	W	28-16	(10.0)
10	vs NO	W	23-21	(11.0)
11	@ GB	L	13-22	(10.0)
12	@ WAS	L	13-36	(9.5)
14	vs JAC	W	20-0	(6.5)
15	@ PIT	L	13-19	(10.0)
16	vs TEN	W	20-17	(4.5)
17	vs DAL	W	34-3	(10.0)
18	@ TEN	W	28-25	(6.5)

(4/32) 0.472
AVG OPP WIN%

(24/32) (8.7)
AVG OPP VEGAS TOTAL

DEPTH CHART

	1	2
OFFENSE		
C	BEN JONES	DANIEL MUNYER
FB	TORY CARTER	
LG	JAMARCO JONES	AARON BREWER
LT	TAYLOR LEWAN	CHRISTIAN DILAURO
LWR	ROBERT WOODS	DEZ FITZPATRICK
QB	RYAN TANNEHILL	MALIK WILLIS
RB	DERRICK HENRY	DONTRELL HILLIARD
RG	NATE DAVIS	COREY LEVIN
RT	DILLON RADUNZ	NICHOLAS PETIT-FRERE
RWR	NICK WESTBROOK-IKHINE	RACEY MCMATH
SWR	TREYTON BURKS	KYLE PHILIPS
TE	AUSTIN HOOPER	GEOFF SWAIM
DEFENSE		
DE	DENICO AUTRY	DEMARCUS WALKER
DT	JEFFERY SIMMONS	LARRELL MURCHISON
FS	KEVIN BYARD	A.J. MOORE
ILB	ZACH CUNNINGHAM	CHANCE CAMPBELL
ILB	DAVID LONG JR.	MONTY RICE
LCB	KRISTIAN FULTON	ROGER MCCREARY
NB	ELIJAH MOLDEN	BUSTER SKRINE
NT	TEAIR TART	NAQUAN JONES
OLB	BUD DUPREE	OLA ADENIYI
OLB	HAROLD LANDRY III	RASHAD WEAVER
RCB	CALEB FARLEY	CHRIS JACKSON
SS	AMANI HOOKER	THEO JACKSON

PLAYERS ADDED


LG	JAMARCO JONES
LTE	AUSTIN HOOPER
LWR	ROBERT WOODS

PLAYERS LOST

CB	JACKRABBIT JENKINS
LG	RODGER SAFFOLD
LWR	A.J. BROWN
RB	ADRIAN PETERSON
RB	D'ONTA FOREMAN
RILB	RASHAAN EVANS
RT	DAVID QUESSENBERRY
RWR	MARCUS JOHNSON
SS	DANE CRUIKSHANK
WLB	JAYON BROWN
WR	CHESTER ROGERS
WR	JULIO JONES

NFL DRAFT

R	#	POS	PLAYER	COLLEGE
1	18	WR	TREYTON BURKS	ARKANSAS
2	35	CB	ROGER MCCREARY	AUBURN
3	69	T	NICHOLAS PETIT-FRERE	OHIO ST.
3	86	QB	MALIK WILLIS	LIBERTY
4	131	RB	HASSAN HASKINS	MICHIGAN
4	143	TE	CHIGOZIEM OKONKWO	MARYLAND
5	163	WR	KYLE PHILIPS	UCLA
6	204	DB	THEO JACKSON	TENNESSEE
6	219	LB	CHANCE CAMPBELL	MISSISSIPPI



WASHINGTON COMMANDERS

DIVISION 2021 RECORD 2022 VEGAS WIN TOTAL
NFC EAST (7-10) (8)

GENERAL MANAGER
MARTIN MAYHEW

HEAD COACH
RON RIVERA

OFFENSIVE COORDINATOR
SCOTT TURNER

DEFENSIVE COORDINATOR
JACK DEL RIO

REVIEW & ANALYSIS

2021 SEASON REVIEW Going into 2021, the Washington Commanders were seen as a team on the rise but that was quickly extinguished when QB Ryan Fitzpatrick was hurt for the season midway through week 1. This was a defense that ranked top 5 in DVOA in 2020 after a 27th ranked performance in 2019. It was hard to maintain this type of escalation in performance, but they really took a step back in 2021, as they finished 27th yet again. It did not help that they got hit with the injury bug as stud 2nd year pass rusher Chase Young missed eight games with a torn ACL and DE Montez Sweat missed seven games with a broken jaw and a bout with Covid.

LUCK FACTOR Besides the poor injury luck (26th in FO adjusted games lost metric), Washington will hope to improve on 3rd downs on both sides of the ball. They produced the 2nd worst net 3rd down versus expectations in the NFL and were especially bad on defense (30th in the NFL). What was troubling in the first half of the season was that Washington's defense ranked 9th best on early downs (1st and 2nd down) but dead last by a mile (16.9%) in 3rd downs allowed versus what was expected based on down and distance. They ended the season by improving the 3rd down defense and not surprising the Commanders went from 2-6 in the beginning of the season to 5-4 to end the year. In addition, Washington's opponents hit the 2nd best FG percentage against them, and they led the NFL in most turnovers inside their own 10-yard line.

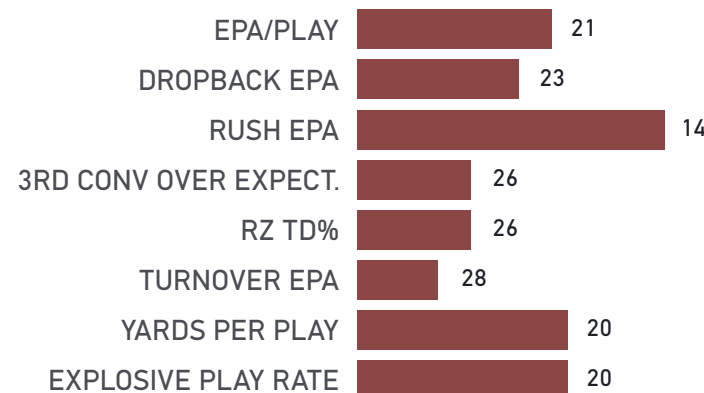
SCHEDULE Washington faced the most difficult schedule in the NFL in 2021, including nine playoff teams. 2022 could be a complete reversal as they are expected to face the fourth easiest strength of schedule. Going from having the face the AFC West out of division last year to the AFC South is a big help.

STRENGTHS Assuming the defense cuts down on 3rd down conversions to a more normalized rate and Young comes back strong from his injury, the front four is still the strength of this team. Between Young, Sweat, Daron Payne and Jonathan Allen the Commanders field four #1 draft picks along the DL. Amazingly, a major weakness last season, at WR, has a chance to turn into a strength assuming Curtis Samuel can stay healthy to add to top pick Jahan Dotson from Penn State. Dotson may have the best hands coming out this season and dropped only two balls all last season. A top 15 PFF graded WR nationally, Dotson posted excellent numbers while having to catch balls from poor QBs in college. Terry McLaurin has quietly been one of the better WRs in the NFL since arriving from The Ohio State. He has at least 70 receptions and over 1,000 yards in back to back seasons with only five total drops in that span. He has produced Reese excellent numbers with a litany of horrible QBs throwing him the ball. That includes Tyler Heinicke, Dwayne Haskins, Kyle Allen, Case Keenum and Alex Smith following his knee injury. Those QBs all rank 38th or worse among 69 QBs in EPA + CPOE since 2019. In fact, he has seen one of the lowest percentage of catchable targets in the NFL since he has entered the league.

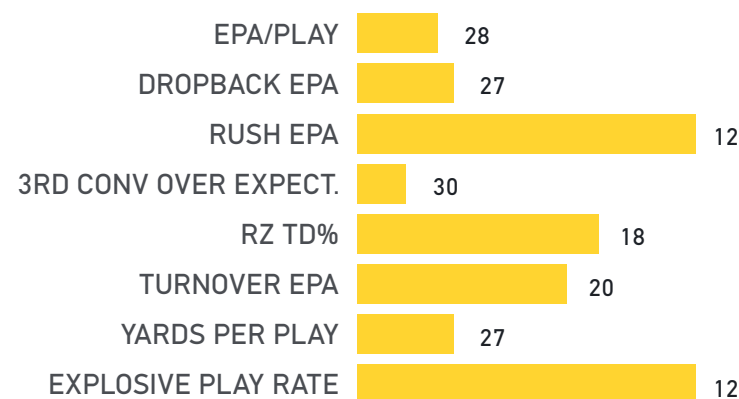
WEAKNESSES It's hard to know exactly what Carson Wentz will bring to the table at QB, but he likely won't be any worse than Taylor Heinicke in 2021. Heinicke had his moments but finished the year ranked 24th in EPA per drop back, 31st in PFF grade with a clean pocket and produced the 4th highest percentage of turnover worthy plays. Wentz, meanwhile, finished 17th in EPA, 25th in PFF grade with a clean pocket and had the 13th lowest turnover worthy play percentage. So slight improvement in QB play is expected from Wentz, although this position is still a weakness overall. On defense, the weakness comes from the secondary, which finished last year 5th worst in DVOA against the pass. Big free agent signee William Jackson struggled mightily in his first season and finished 149th in PFF coverage grade among NFL CBs. They did not add to that secondary this off season so improvement will have to come internally. They lost S Landon Collins, but he was atrocious in coverage and posted the 2nd worst cover grade among all Safeties in the entire NFL.

2022 OUTLOOK Washington has a chance to surprise with more stability at QB, a return to good health on defense, improved 3rd down luck and a much easier schedule. As long as McLaurin's contract issues don't linger and Dotson emerges as a solid #2 WR, this offense should provide more of a punch. 9-10 wins and a potential playoff berth wouldn't shock me.

OFFENSIVE ADVANCED METRICS RANK



DEFENSIVE ADVANCED METRICS RANK



OFFENSIVE LINE & DEFENSIVE LINE RANKS



LUCK FACTORS

FUMBLE REC%	INJURY LUCK	ONE SCORE GM WIN%	OPP FG%	WINS v PYTH EXP.
53.7% (11)	(26)	56% (11)	93% (31)	1 (8)

2021 SCHEDULE

2022 SCHEDULE

Week	Opponent	Result	Score	Opponent	Result	Score
1	ARI	L	16-20	1	ATL	(6.5)
2	NYG	W	30-29	2	CHI	(6.5)
3	ATL	L	21-43	3	PIT	(9.5)
4	IND	W	34-30	4	SEA	(10.0)
5	NO	L	22-33	5	MIN	(9.0)
6	IND	L	13-31	6	CIN	(6.5)
7	CHI	L	10-24	7	CHI	(11.0)
8	IND	L	10-17	8	IND	(10.0)
10	PIT	W	29-19	9	PIT	(9.0)
11	ATL	W	27-21	10	PIT	(9.5)
12	IND	W	17-15	11	ATL	(4.5)
13	ATL	W	17-15	12	PIT	(5.0)
14	SEA	L	20-27	13	NYG	(7.0)
15	PIT	L	17-27	15	NYG	(7.0)
16	SEA	L	14-56	16	SEA	(10.0)
17	PIT	L	16-20	17	IND	(9.5)
18	NYG	W	22-7	18	SEA	(10.0)

(29/32) 0.529
AVG OPP WIN%

(4/32) (8.3)
AVG OPP VEGAS TOTAL

DEPTH CHART

	1	2
OFFENSE		
C	CHASE ROULLIER	TYLER LARSEN
FB	ALEX ARMAH	
LG	ANDREW NORWELL	SAAHDIQ CHARLES
LT	CHARLES LENO JR.	CORNELIUS LUCAS
LWR	TERRY MCLAURIN	CAM SIMS
QB	CARSON WENTZ	TAYLOR HEINICKE
RB	ANTONIO GIBSON	J.D. MCKISSIC
RG	TRAI TURNER	WES SCHWEITZER
RT	SAM COSMI	WILLIE BEAVERS
RWR	JAHAN DOTSON	DYAMI BROWN
SWR	CURTIS SAMUEL	ALEX ERICKSON
TE	LOGAN THOMAS	JOHN BATES
DEFENSE		
DE	MONTEZ SWEAT	EFE OBADA
DE	CHASE YOUNG	JAMES SMITH-WILLIAMS
DT	JONATHAN ALLEN	PHIDARIAN MATHIS
DT	DARON PAYNE	DANIEL WISE
FS	BOBBY MCCAIN	PERCY BUTLER
LCB	KENDALL FULLER	CHRISTIAN HOLMES
MLB	COLE HOLCOMB	DAVID MAYO
NB	BENJAMIN ST-JUSTE	DANNY JOHNSON
RCB	WILLIAM JACKSON III	DEJUAN NEAL
SS	KAMREN CURL	DARRICK FORREST
WLB	JAMIN DAVIS	KHALEKE HUDSON

PLAYERS ADDED

LG	ANDREW NORWELL
QB	CARSON WENTZ
RG	TRAI TURNER

PLAYERS LOST

DB	LONDON COLLINS
LB	JON BOSTIC
LG	JAMIL DOUGLAS
LT	CORNELIUS LUCAS
LTE	RICKY SEALS-JONES
QB	RYAN FITZPATRICK
RDT	MATT IOANNIDIS
RG	BRANDON SCHERFF
SWR	DEANDRE CARTER
T	ERECK FLOWERS
WR	ADAM HUMPHRIES

NFL DRAFT

R	#	POS	PLAYER	COLLEGE
1	16	WR	JAHAN DOTSON	PENN ST.
2	47	DT	PHIDARIAN MATHIS	ALABAMA
3	98	RB	BRIAN ROBINSON	ALABAMA
4	113	SAF	PERCY BUTLER	LOUISIANA
5	144	QB	SAM HOWELL	NORTH CAROLINA
5	149	TE	COLE TURNER	NEVADA
7	230	OL	CHRIS PAUL	TULSA
7	240	CB	CHRISTIAN HOLMES	OKLAHOMA ST.

